

**SURFACE MOUNT
UNIDIRECTIONAL AND BIDIRECTIONAL
TRANSIENT VOLTAGE SUPPRESSORS**

STAND-OFF VOLTAGE - **4.0** to **200** Volts
POWER DISSIPATION - **400** WATTS

FEATURES

- For surface mounted applications
- Reliable low cost construction utilizing molded plastic technique
- Typical IR less than 1uA above 10V
- Fast response time: typically less than 1.0ns for
- Uni-direction,less than 5.0ns for Bi-direction,form 0 Volts to BV min
- RoHS compliant
- Qualified to AEC-Q101 Rev_C

MECHANICAL DATA

- Case : Molded plastic
- Case Material: Molding compound, UL Flammability classification 94V-0, (No Br. Sb. Cl.) "Halogen-free".
- Polarity : by cathode band denotes uni-directional device none cathode band denotes bi-directional device
- Weight : 0.002 ounces, 0.064 gram

SMA

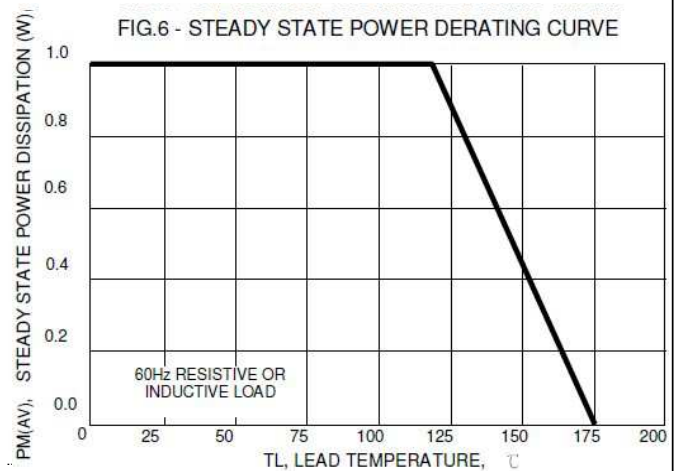
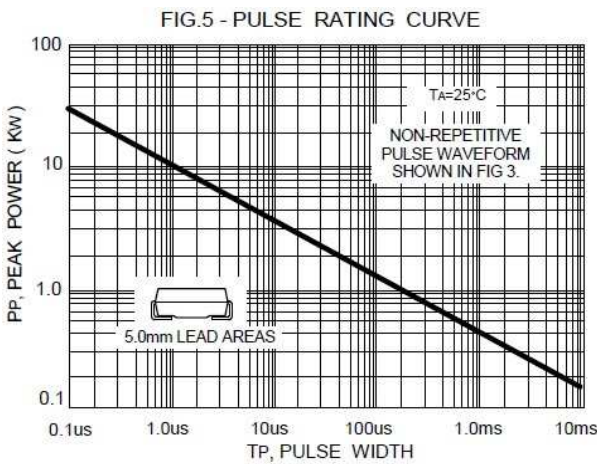

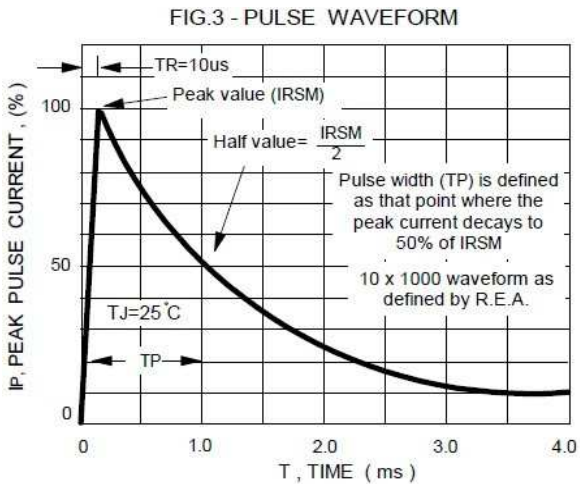
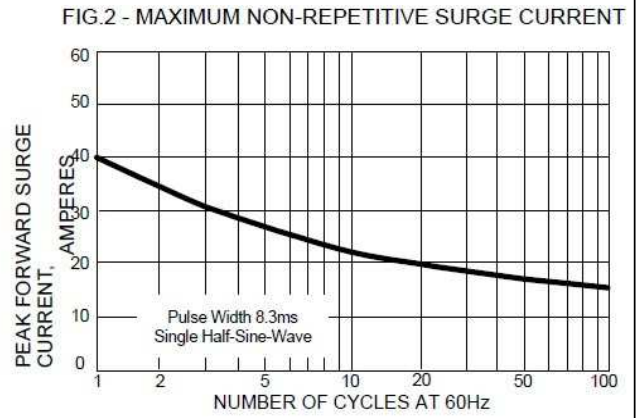
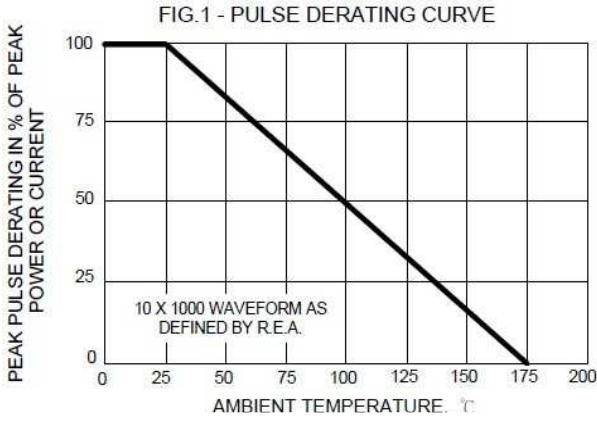
SMA		
DIM.	MIN.	MAX.
A	4.06	4.57
B	2.29	2.92
C	1.27	1.63
D	0.15	0.31
E	4.83	5.59
F	0.05	0.20
G	1.96	2.40
H	0.76	1.52

All Dimensions in millimeter

MAXIMUM RATINGS AND ELECTRICAL CHARACTERISTICS
Ratings at 25°C ambient temperature unless otherwise specified.

CHARACTERISTICS	SYMBOLS	VALUE	UNIT
Peak Power Dissipation at $T_A = 25^\circ\text{C}$, $T_P = 1\text{ms}$ (Note 1)	PPK	400	W
Peak Forward Surge Current 8.3ms single half sine-wave @ $T_J = 25^\circ\text{C}$ (Note 2)	I _{FSM}	40	A
Steady State Power Dissipation at $T_L = 120^\circ\text{C}$	P _{M(AV)}	1.0	W
Maximum Instantaneous forward voltage at 16A (Note 2, 3)	V _F	3.0	V
Operating Temperature Range	T _J	-55 to +175	°C
Storage Temperature Range	T _{STG}	-55 to +175	°C

NOTES : 1. Non-repetitive current pulse, per fig. 3 and derated above $T_A = 25^\circ\text{C}$ per fig.1.
2. For unidirectional units only.
3. V_F max=3.0V at I_F=16 A 300us square wave pulse.



Device Uni-directional	Device Bi-directional	Device Marking code		Working Peak Reverse Voltage V _{RWM} (Volts)	Breakdown voltage VBR Volts			Maximum Reverse Voltage at I _{RSM} (Clamping Voltage) V _{RSM} (VOLTS)	Maximum Reverse Surge Current I _{RSM} (Amps)	Maximum Reverse Leakage at V _{RWM} I _R (uA)
		(UNI)	(BI)		Min.	Max.	@IT(mA)			
SMAJ4.0T		HBT		4.0	5.40	6.50	10	8.6	46.5	1000
SMAJ5.0AT	SMAJ5.0CAT	HET	TET	5.0	6.40	7.07	10	9.2	43.5	800
SMAJ6.0AT	SMAJ6.0CAT	HGT	TGT	6.0	6.67	7.37	10	10.3	38.8	800
SMAJ6.5AT	SMAJ6.5CAT	HKT	TKT	6.5	7.22	7.98	10	11.2	35.7	500
SMAJ7.0AT	SMAJ7.0CAT	HMT	TMT	7.0	7.78	8.60	10	12.0	33.3	200
SMAJ7.5AT	SMAJ7.5CAT	HPT	TPT	7.5	8.33	9.21	1	12.9	31.0	100
SMAJ8.0AT	SMAJ8.0CAT	HRT	TRT	8.0	8.89	9.83	1	13.6	29.4	50
SMAJ8.5AT	SMAJ8.5CAT	HTT	TTT	8.5	9.44	10.43	1	14.4	27.7	10
SMAJ9.0AT	SMAJ9.0CAT	HVT	TVT	9.0	10.0	11.1	1	15.4	26.0	5
SMAJ10AT	SMAJ10CAT	HXT	TXT	10	11.1	12.3	1	17.0	23.5	5
SMAJ11AT	SMAJ11CAT	HZT	TZT	11	12.2	13.5	1	18.2	22.0	0.5
SMAJ12AT	SMAJ12CAT	IET	UET	12	13.3	14.7	1	19.9	20.1	0.5
SMAJ13AT	SMAJ13CAT	IGT	UGT	13	14.4	15.9	1	21.5	18.6	0.5
SMAJ14AT	SMAJ14CAT	IKT	UKT	14	15.6	17.2	1	23.2	17.2	0.5
SMAJ15AT	SMAJ15CAT	IMT	UMT	15	16.7	18.5	1	24.4	16.4	0.5
SMAJ16AT	SMAJ16CAT	IPT	UPT	16	17.8	19.7	1	26.0	15.3	0.5
SMAJ17AT	SMAJ17CAT	IRT	URT	17	18.9	20.9	1	27.6	14.5	0.5
SMAJ18AT	SMAJ18CAT	ITT	UTT	18	20.0	22.1	1	29.2	13.7	0.5
SMAJ20AT	SMAJ20CAT	IVT	UVT	20	22.2	24.5	1	32.4	12.3	0.5
SMAJ22AT	SMAJ22CAT	IXT	UXT	22	24.4	27.0	1	35.5	11.2	0.5
SMAJ24AT	SMAJ24CAT	IZT	UZT	24	26.7	29.5	1	38.9	10.3	0.5
SMAJ26AT	SMAJ26CAT	JET	VET	26	28.9	31.9	1	42.1	9.5	0.5
SMAJ28AT	SMAJ28CAT	JGT	VGT	28	31.1	34.4	1	45.4	8.8	0.5
SMAJ30AT	SMAJ30CAT	JKT	VKT	30	33.3	36.8	1	48.4	8.3	0.5
SMAJ33AT	SMAJ33CAT	JMT	VMT	33	36.7	40.6	1	53.3	7.5	0.5
SMAJ36AT	SMAJ36CAT	JPT	VPT	36	40.0	44.2	1	58.1	6.9	0.5
SMAJ40AT	SMAJ40CAT	JRT	VRT	40	44.4	49.1	1	64.5	6.2	0.5
SMAJ43AT	SMAJ43CAT	JTT	VTT	43	47.8	52.8	1	69.4	5.7	0.5
SMAJ45AT	SMAJ45CAT	JVT	VVT	45	50.0	55.3	1	72.7	5.5	0.5
SMAJ48AT	SMAJ48CAT	JXT	VXT	48	53.3	58.9	1	77.4	5.2	0.5
SMAJ51AT	SMAJ51CAT	JZT	VZT	51	56.7	62.7	1	82.4	4.9	0.5
SMAJ54AT	SMAJ54CAT	RET	WET	54	60.0	66.3	1	87.1	4.6	0.5
SMAJ58AT	SMAJ58CAT	RGT	WGT	58	64.4	71.2	1	93.6	4.3	0.5
SMAJ60AT	SMAJ60CAT	RKT	WKT	60	66.7	73.7	1	96.8	4.1	0.5
SMAJ64AT	SMAJ64CAT	RMT	WMT	64	71.1	78.6	1	103	3.9	0.5
SMAJ70AT	SMAJ70CAT	RPT	WPT	70	77.8	86.0	1	113	3.5	0.5
SMAJ75AT	SMAJ75CAT	RRT	WRT	75	83.3	92.1	1	121	3.3	0.5
SMAJ78AT	SMAJ78CAT	RTT	WTT	78	86.7	95.8	1	126	3.2	0.5
SMAJ85AT	SMAJ85CAT	RVT	WVT	85	94.4	104	1	137	2.9	0.5
SMAJ90AT	SMAJ90CAT	RXT	WXT	90	100	111	1	146	2.7	0.5
SMAJ100AT	SMAJ100CAT	RZT	WZT	100	111	123	1	162	2.5	0.5
SMAJ110AT	SMAJ110CAT	SET	XET	110	122	135	1	177	2.3	0.5
SMAJ120AT	SMAJ120CAT	SGT	XGT	120	133	147	1	193	2.0	0.5
SMAJ130AT	SMAJ130CAT	SKT	XKT	130	144	159	1	209	1.9	0.5
SMAJ150AT	SMAJ150CAT	SMT	XMT	150	167	185	1	243	1.6	0.5
SMAJ160AT	SMAJ160CAT	SPT	XPT	160	178	197	1	259	1.5	0.5
SMAJ170AT	SMAJ170CAT	SRT	XRT	170	189	209	1	275	1.4	0.5
SMAJ188AT	SMAJ188CAT	SST	VST	188	209	231	1	328	1.2	0.5
SMAJ200AT	SMAJ200CAT	STT	YTT	200	224	248	1	324	1.2	0.5

NOTE :

1. Suffix 'AT' denotes 5% tolerance device.
2. Add suffix 'CAT' after part number to specify Bi-directional devices.
3. The IR limit is double for Bi-Directional devices.

Important Notice and Disclaimer

LSC reserves the right to make changes to this document and its products and specifications at any time without notice. Customers should obtain and confirm the latest product information and specifications before final design, purchase or use.

LSC makes no warranty, representation or guarantee regarding the suitability of its products for any particular purpose, nor does LSC assume any liability for application assistance or customer product design. LSC does not warrant or accept any liability with products which are purchased or used for any unintended or unauthorized application.

No license is granted by implication or otherwise under any intellectual property rights of LSC.

LSC products are not authorized for use as critical components in life support devices or systems without express written approval of LSC.

X-ON Electronics

Largest Supplier of Electrical and Electronic Components

Click to view similar products for [ESD Suppressors / TVS Diodes](#) category:

Click to view products by [Lite-On](#) manufacturer:

Other Similar products are found below :

[NTE4902](#) [P4SMAJ15A](#) [P4SMAJ26A](#) [SMAJ400CA-TP](#) [TGL34-47CA](#) [ESDAULC45-1BF4](#) [SM1605E3/TR13](#) [SMF20A-TP](#) [P4SMAJ12A](#)
[CPDUR24V-HF](#) [CPDQC5V0USP-HF](#) [CPDQC5V0-HF](#) [MPLAD30KP45CAE3](#) [MMBZ27VCLQ-7-F](#) [MMAD1108/TR13](#) [MPLAD30KP24A](#)
[ACPDQC5V0R-HF](#) [DFLT170A-7](#) [NTE4900](#) [NTE4926](#) [NTE4938](#) [SMF22A-TP](#) [SMF12A-TP](#) [SLVU2.8-TP](#) [SMLJ6.5CA-TP](#) [SMAJ6.5CA-](#)
[TP](#) [MMAD1108E3/TR13](#) [D5V0M1U2LP3-7](#) [SMAJ400A-TP](#) [AOZ8811DT-03](#) [AOZ8831DI-05](#) [AOZ8831DT-03](#) [SMAJ188CA](#) [3SMC33CA](#)
[BK](#) [CPDQC3V3C-HF](#) [CPDQC12VE-HF](#) [MPLAD30KP170CA](#) [82357120100](#) [5.0SMLJ15CA-TP](#) [5KP18A-TP](#) [P6KE8.2A-TP](#)
[MPLAD30KP43CAE3](#) [SMAJ43A-TP](#) [D5V0F6U8LP33-7](#) [TVS5501V10MUT5G](#) [5.0SMLJ24CA-TP](#) [SMAJ110CA-TP](#) [MPLAD15KP75CAE3](#)
[MMAD1103e3/TR13](#) [DFLT40AQ-7](#)