



VOLTAGE RANGE: 20 --- 100 V
CURRENT: 2.0 A

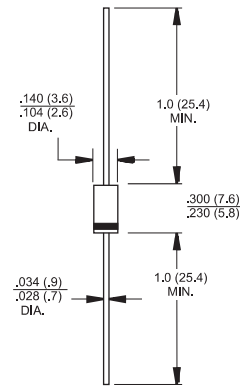
Features

- ✧ Metal-Semiconductor junction with guard ring
- ✧ Epitaxial construction
- ✧ Low forward voltage drop, low switching losses
- ✧ High surge capability
- ✧ For use in low voltage, high frequency inverters free wheeling, and polarity protection applications
- ✧ The plastic material carries U/L recognition 94V-0

Mechanical Data

- ✧ Case: JEDEC DO-15, molded plastic
- ✧ Terminals: Axial lead, solderable per MIL-STD-750, Method 2026
- ✧ Polarity: Color band denotes cathode
- ✧ Weight: 0.014 ounces, 0.39 grams
- ✧ Mounting position: Any

DO-15



Dimensions in inches and (millimeters)

MAXIMUM RATINGS AND ELECTRICAL CHARACTERISTICS

Ratings at 25°C ambient temperature unless otherwise specified.

Single phase, half wave, 60 Hz, resistive or inductive load. For capacitive load, derate by 20%.

		SR220	SR230	SR240	SR250	SR260	SR280	SR2100	UNITS
Maximum recurrent peak reverse voltage	V_{RRM}	20	30	40	50	60	80	100	V
Maximum RMS voltage	V_{RMS}	14	21	28	35	42	56	70	V
Maximum DC blocking voltage	V_{DC}	20	30	40	50	60	80	100	V
Maximum average forward rectified current 9.5mm lead length, @ $T_A=75^\circ\text{C}$	$I_{F(AV)}$	2.0							A
Peak forward surge current 8.3ms single half-sine-wave superimposed on rated load @ $T_J=125^\circ\text{C}$	I_{FSM}	50.0							A
Maximum instantaneous forward voltage @ 2.0A (Note 1)	V_F	0.55		0.7		0.85		V	
Maximum reverse current @ $T_A=25^\circ\text{C}$ at rated DC blocking voltage @ $T_A=100^\circ\text{C}$	I_R	1.0 10.0							mA
Typical junction capacitance (Note2)	C_J	170							pF
Typical thermal resistance (Note3)	$R_{\theta JA}$	35							°C/W
Operating junction temperature range	T_J	- 55 ---- + 150							°C
Storage temperature range	T_{STG}	- 55 ---- + 150							°C

NOTE: 1. Pulse test: 300us pulse width, 1% duty cycle.

2. Measured at 1.0MHz and applied reverse voltage of 4.0V DC.

3. Thermal resistance junction to ambient

Ratings AND Characteristic Curves

FIG.1 -- FORWARD CURRENT DERATING CURVE

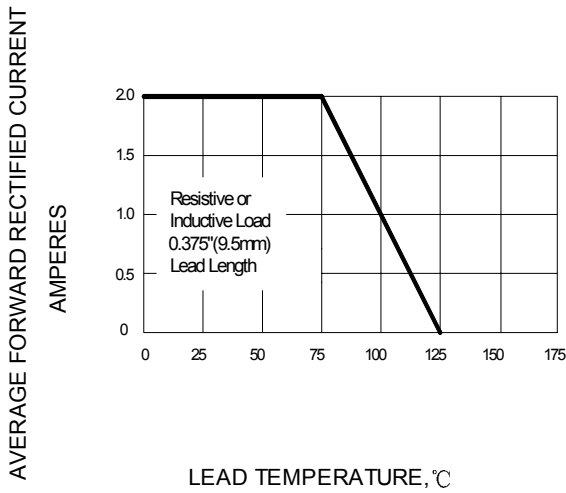


FIG.2 -- PEAK FORWARD SURGE CURRENT

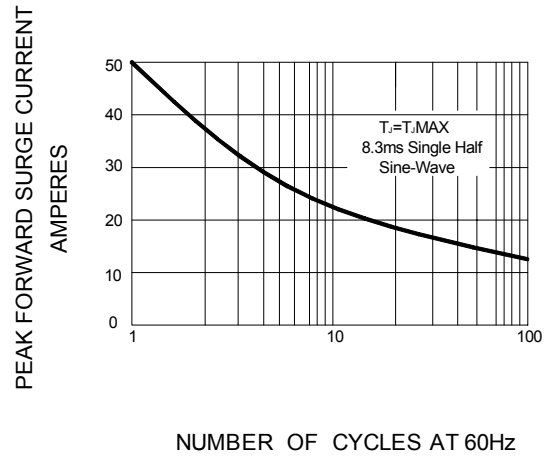


FIG.3 -- TYPICAL INSTANTANEOUS FORWARD CHARACTERISTICS

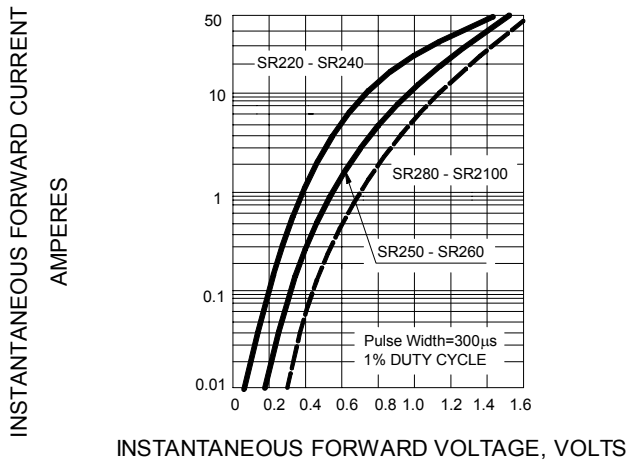
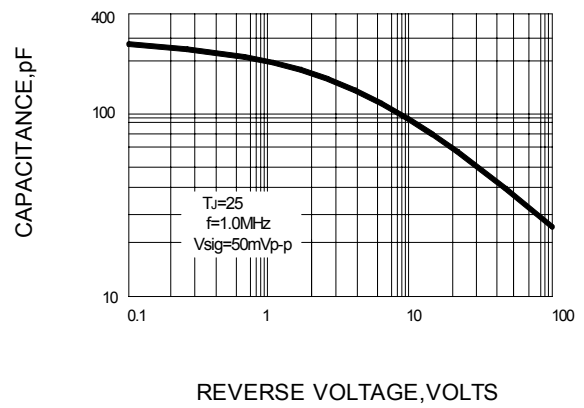


FIG.4 -- TYPICAL JUNCTION CAPACITANCE



PACKAGE	SPQ/PCS	CARTON SPQ/PCS	CARTON SIZE/CM	CARTON GW/KG	CARTON NW/KG
DO-15	3000/AMMO	30000	42X28X31	12.00	10.00

X-ON Electronics

Largest Supplier of Electrical and Electronic Components

Click to view similar products for [Schottky Diodes & Rectifiers](#) category:

Click to view products by [LGE](#) manufacturer:

Other Similar products are found below :

[CUS06\(TE85L,Q,M\)](#) [MA4E2039](#) [D1FH3-5063](#) [MBR0530L-TP](#) [MBR10100CT-BP](#) [MBR30H100MFST1G](#) [MMBD301M3T5G](#) [PMAD1103-LF](#) [PMAD1108-LF](#) [RB160M-50TR](#) [RB520S-30](#) [RB551V-30](#) [DD350N18K](#) [DZ435N40K](#) [DZ600N16K](#) [BAS16E6433HTMA1](#) [BAS 3010S-02LRH E6327](#) [BAT 54-02LRH E6327](#) [IDL02G65C5XUMA1](#) [NSR05F40QNXT5G](#) [NSVR05F40NXT5G](#) [JANS1N6640](#) [SB07-03C-TB-H](#) [SB1003M3-TL-W](#) [SBAT54CWT1G](#) [SBM30-03-TR-E](#) [SBS818-TL-E](#) [SK32A-LTP](#) [SK33A-TP](#) [SK34A-TP](#) [SK34B-TP](#) [SMD1200PL-TP](#) [ACDBN160-HF](#) [SS3003CH-TL-E](#) [STPS30S45CW](#) [PDS3100Q-7](#) [GA01SHT18](#) [CRS10I30A\(TE85L,QM\)](#) [MBR1240MFST1G](#) [MBRB30H30CT-1G](#) [BAS28E6433HTMA1](#) [BAS 70-02L E6327](#) [HSB123JTR-E](#) [JANTX1N5712-1](#) [VS-STPS40L45CW-N3](#) [DD350N12K](#) [SB007-03C-TB-E](#) [SB10015M-TL-E](#) [SB1003M3-TL-E](#) [SK110-LTP](#)