
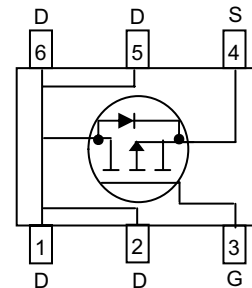


WPM2037
Single P-Channel, -20V, -3.6A , Power MOSFET
[Http://www.willsemi.com](http://www.willsemi.com)

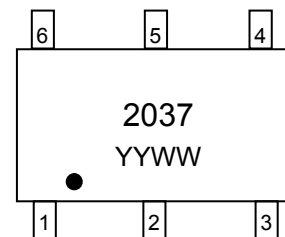
V_{DS} (V)	$R_{ds(on)}$ (Ω)
-20	0.047@ $V_{GS} = -4.5V$
	0.060@ $V_{GS} = -2.5V$
	0.076@ $V_{GS} = -1.8V$


SOT-23-6L
Descriptions

The WPM2037 is P-Channel enhancement MOS Field Effect Transistor. Uses advanced trench technology and design to provide excellent $R_{DS(ON)}$ with low gate charge. This device is suitable for use in DC-DC conversion, power switch and charging circuit. Standard Product WPM2037 is Pb-free.


Features

- Trench Technology
- Supper high density cell design
- Excellent ON resistance for higher DC current
- Extremely Low Threshold Voltage
- Small package SOT-23-6L

Pin configuration (Top view)


2037 = Device Code
 YY = Year
 WW = Week

Applications

- Driver for Relay, Solenoid, Motor, LED etc.
- DC-DC converter circuit
- Power Switch
- Load Switch
- Charging

Marking
Order information

Device	Package	Shipping
WPM2037-6/TR	SOT-23-6L	3000/Reel&Tape

Absolute Maximum ratings

Parameter		Symbol	10 S	Steady State	Unit
Drain-Source Voltage		V_{DS}	-20		V
Gate-Source Voltage		V_{GS}	± 12		
Continuous Drain Current ^a	$T_A=25^\circ\text{C}$	I_D	-3.6	-3.3	A
	$T_A=70^\circ\text{C}$		-2.9	-2.7	
Maximum Power Dissipation ^a	$T_A=25^\circ\text{C}$	P_D	1.1	0.9	W
	$T_A=70^\circ\text{C}$		0.7	0.6	
Continuous Drain Current ^b	$T_A=25^\circ\text{C}$	I_D	-3.3	-3.1	A
	$T_A=70^\circ\text{C}$		-2.7	-2.4	
Maximum Power Dissipation ^b	$T_A=25^\circ\text{C}$	P_D	0.9	0.8	W
	$T_A=70^\circ\text{C}$		0.6	0.5	
Pulsed Drain Current ^c		I_{DM}	-20		A
Operating Junction Temperature		T_J	150		$^\circ\text{C}$
Lead Temperature		T_L	260		$^\circ\text{C}$
Storage Temperature Range		T_{stg}	-55 to 150		$^\circ\text{C}$

Thermal resistance ratings

Parameter		Symbol	Typical	Maximum	Unit
Junction-to-Ambient Thermal Resistance ^a	$t \leq 10 \text{ s}$	$R_{\theta JA}$	90	108	$^\circ\text{C/W}$
	Steady State		112	128	
Junction-to-Ambient Thermal Resistance ^b	$t \leq 10 \text{ s}$	$R_{\theta JA}$	110	128	
	Steady State		132	152	
Junction-to-Case Thermal Resistance		$R_{\theta JC}$	50	68	

a Surface mounted on FR4 Board using 1 square inch pad size, 1oz copper

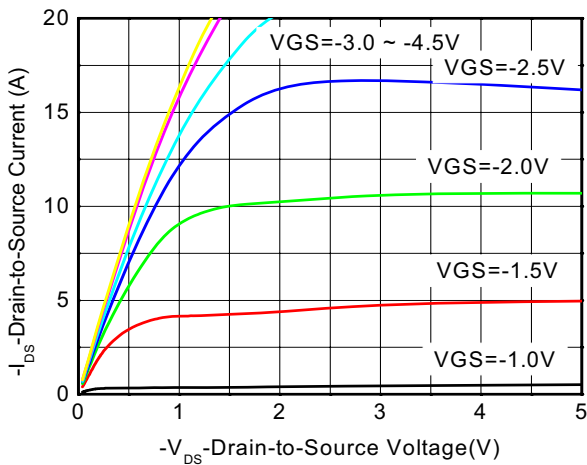
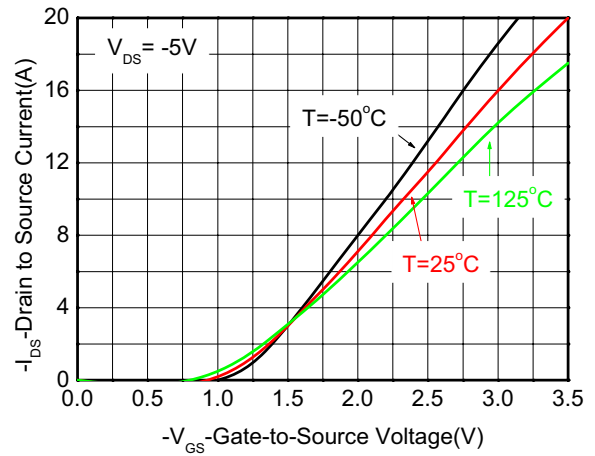
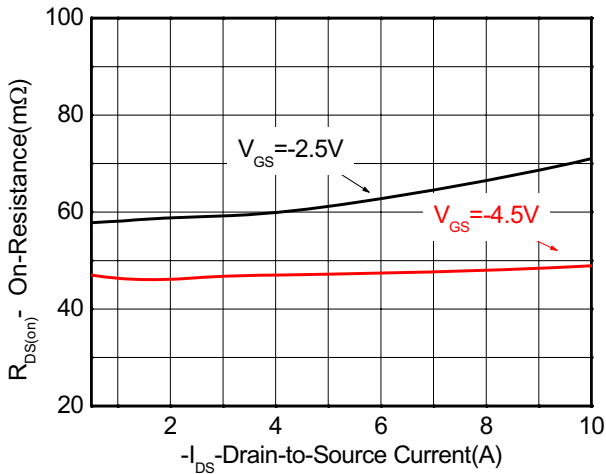
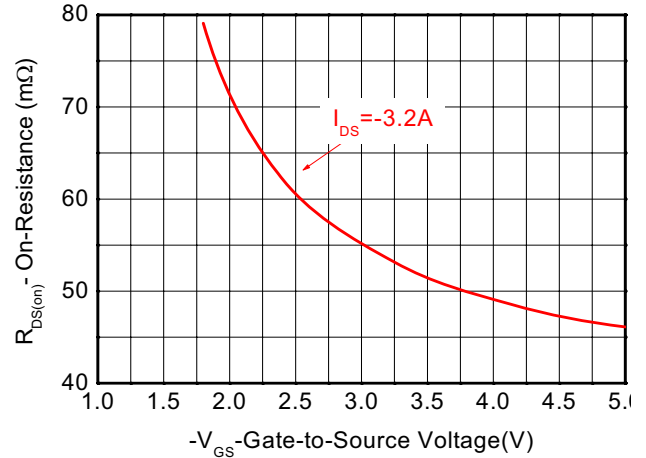
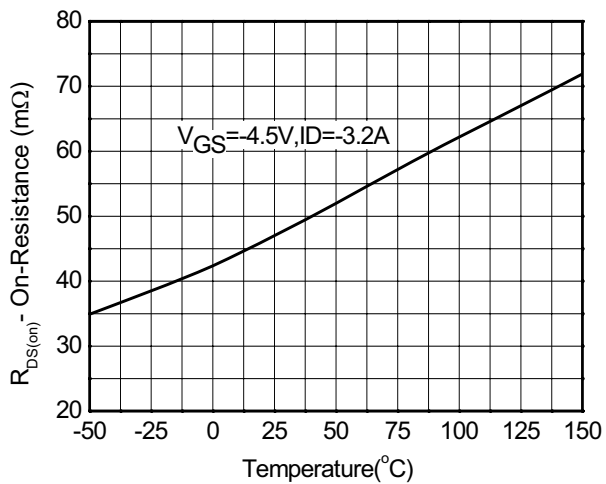
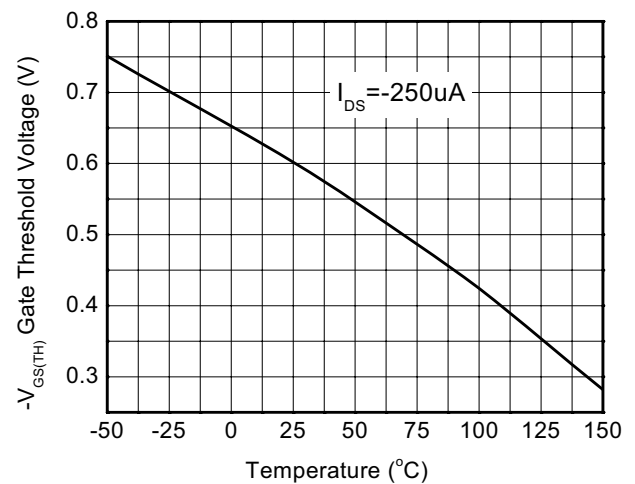
b Surface mounted on FR4 board using minimum pad size, 1oz copper

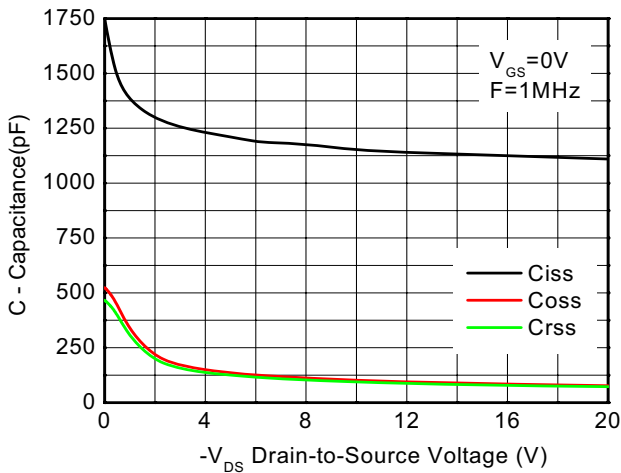
c Repetitive rating, pulse width limited by junction temperature, $t_p=10\mu\text{s}$, Duty Cycle=1%

d Repetitive rating, pulse width limited by junction temperature $T_J=150^\circ\text{C}$.

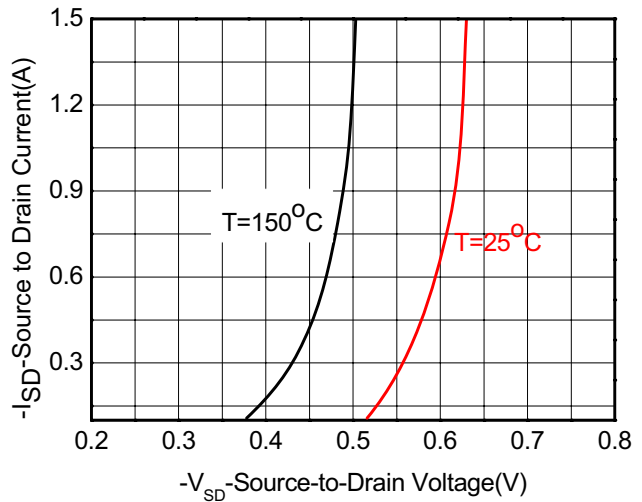
Electronics Characteristics (Ta=25°C, unless otherwise noted)

Parameter	Symbol	Test Conditions	Min	Typ	Max	Unit
OFF CHARACTERISTICS						
Drain-to-Source Breakdown Voltage	BV_{DSS}	$V_{GS} = 0\text{ V}, I_D = -250\mu\text{A}$	-20			V
Zero Gate Voltage Drain Current	I_{DSS}	$V_{DS} = -16\text{ V}, V_{GS} = 0\text{ V}$			-1	μA
Gate-to-source Leakage Current	I_{GSS}	$V_{DS} = 0\text{ V}, V_{GS} = \pm 12\text{ V}$			± 100	nA
ON CHARACTERISTICS						
Gate Threshold Voltage	$V_{GS(TH)}$	$V_{GS} = V_{DS}, I_D = -250\mu\text{A}$	-0.35	-0.58	-1.0	V
Drain-to-source On-resistance	$R_{DS(on)}$	$V_{GS} = -4.5\text{ V}, I_D = -3.2\text{ A}$		47	61	m Ω
		$V_{GS} = -2.5\text{ V}, I_D = -2.8\text{ A}$		59	71	
		$V_{GS} = -1.8\text{ V}, I_D = -2.3\text{ A}$		77	94	
Forward Transconductance	g_{FS}	$V_{DS} = -5.0\text{ V}, I_D = -3.6\text{ A}$		10		S
CHARGES, CAPACITANCES AND GATE RESISTANCE						
Input Capacitance	C_{ISS}	$V_{GS} = 0\text{ V}, f = 1.0\text{ MHz}, V_{DS} = -10\text{ V}$		1130		pF
Output Capacitance	C_{OSS}			120		
Reverse Transfer Capacitance	C_{RSS}			115		
Total Gate Charge	$Q_{G(TOT)}$	$V_{GS} = -4.5\text{ V}, V_{DS} = -10\text{ V}, I_D = -2.7\text{ A}$		11		nC
Threshold Gate Charge	$Q_{G(TH)}$			0.6		
Gate-to-Source Charge	Q_{GS}			1.3		
Gate-to-Drain Charge	Q_{GD}			2.7		
SWITCHING CHARACTERISTICS						
Turn-On Delay Time	$t_d(ON)$	$V_{GS} = -4.5\text{ V}, V_{DS} = -6\text{ V}, R_L = 3\ \Omega, R_G = 6\ \Omega$		9.5		ns
Rise Time	t_r			5.8		
Turn-Off Delay Time	$t_d(OFF)$			54		
Fall Time	t_f			13		
BODY DIODE CHARACTERISTICS						
Forward Voltage	V_{SD}	$V_{GS} = 0\text{ V}, I_S = -1.0\text{ A}$		-0.75	-1.5	V

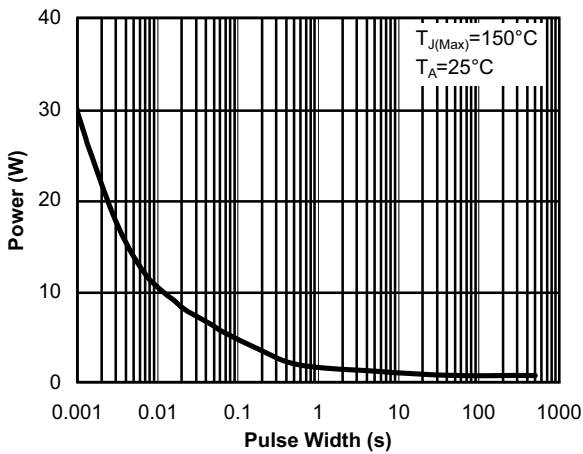
Typical Characteristics (Ta=25°C, unless otherwise noted)

Output characteristics

Transfer characteristics

On-Resistance vs. Drain current

On-Resistance vs. Gate-to-Source voltage

On-Resistance vs. Junction temperature

Threshold voltage vs. Temperature



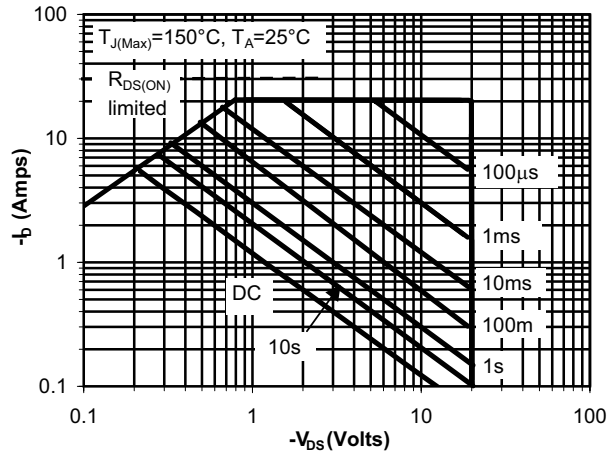
Capacitance



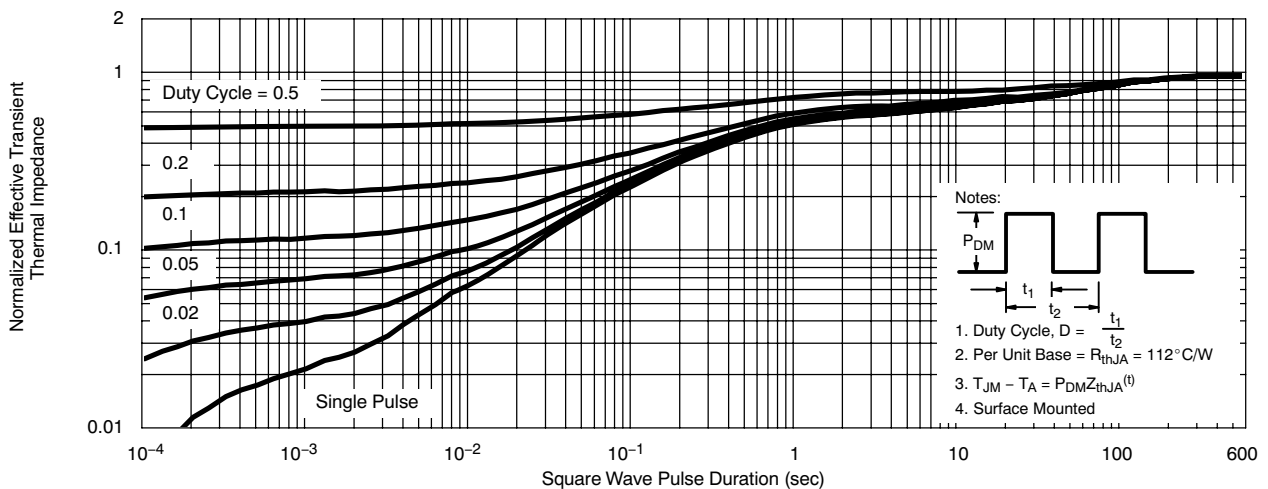
Body diode forward voltage



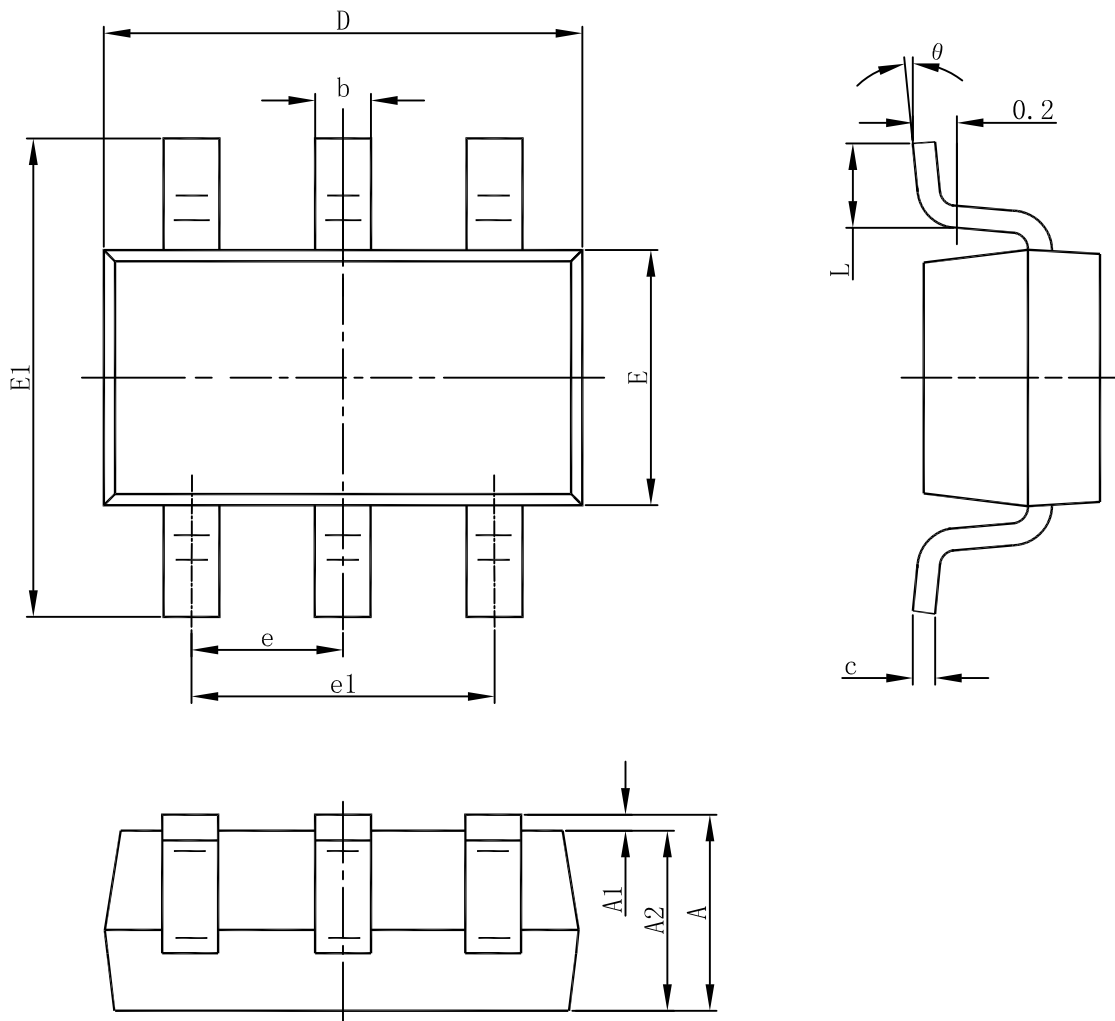
Single pulse power



Safe operating area



Transient thermal response (Junction-to-Ambient)

Package outline dimensions
SOT-23-6L


Symbol	Dimensions in millimeter		
	Min.	Typ.	Max.
A	1.050	1.150	1.250
A1	0.000	0.050	0.100
A2	1.050	1.100	1.150
b	0.300	0.400	0.500
c	0.100	0.150	0.200
D	2.820	2.920	3.020
E	1.500	1.600	1.700
E1	2.650	2.800	2.950
e	0.950(BSC)		
e1	1.800	1.900	2.000
L	0.300		0.600
theta	0°		8°

X-ON Electronics

Largest Supplier of Electrical and Electronic Components

Click to view similar products for [MOSFET](#) category:

Click to view products by [Will Semiconductor](#) manufacturer:

Other Similar products are found below :

[614233C](#) [648584F](#) [MCH3443-TL-E](#) [MCH6422-TL-E](#) [FDPF9N50NZ](#) [FW216A-TL-2W](#) [FW231A-TL-E](#) [APT5010JVR](#) [NTNS3A92PZT5G](#)
[IRF100S201](#) [JANTX2N5237](#) [2SK2464-TL-E](#) [2SK3818-DL-E](#) [FCA20N60_F109](#) [FDZ595PZ](#) [STD6600NT4G](#) [FSS804-TL-E](#) [2SJ277-DL-E](#)
[2SK1691-DL-E](#) [2SK2545\(Q,T\)](#) [D2294UK](#) [405094E](#) [423220D](#) [MCH6646-TL-E](#) [TPCC8103,L1Q\(CM](#) [367-8430-0972-503](#) [VN1206L](#)
[424134F](#) [026935X](#) [051075F](#) [SBVS138LT1G](#) [614234A](#) [715780A](#) [NTNS3166NZT5G](#) [751625C](#) [873612G](#) [IRF7380TRHR](#)
[IPS70R2K0CEAKMA1](#) [RJK60S3DPP-E0#T2](#) [RJK60S5DPK-M0#T0](#) [APT5010JVFR](#) [APT12031JFLL](#) [APT12040JVR](#) [DMN3404LQ-7](#)
[NTE6400](#) [JANTX2N6796U](#) [JANTX2N6784U](#) [JANTXV2N5416U4](#) [SQM110N05-06L-GE3](#) [SIHF35N60E-GE3](#)