



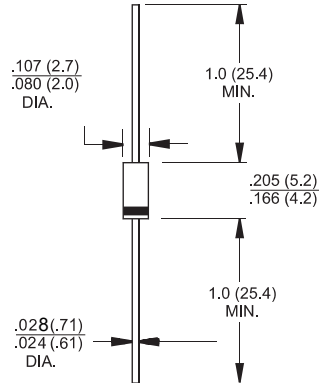
DO-41

Features

- ✦ High efficiency, Low VF
- ✦ High current capability
- ✦ High reliability
- ✦ High surge current capability
- ✦ Low power loss
- ✦ Easily cleaned with Freon, Alcohol, Isopropal and similar solvents

Mechanical Data

- ✦ Cases: Molded plastic
- ✦ Epoxy: UL 94V-0 rate flame retardant
- ✦ Polarity: Color band denotes cathode end
- ✦ High temperature soldering guaranteed:
260 °C /10 seconds/.375", (9.5mm) lead lengths at 5 lbs., (2.3kg) tension
- ✦ Weight: 0.35 gram



Dimensions in inches and (millimeters)

Maximum Ratings and Electrical Characteristics

Rating at 25 °C ambient temperature unless otherwise specified.

Single phase, half wave, 60 Hz, resistive or inductive load.

For capacitive load, derate current by 20%

Type Number	Symbol	1N 4001	1N 4002	1N 4003	1N 4004	1N 4005	1N 4006	1N 4007	BY 133	Units
Maximum Recurrent Peak Reverse Voltage	V_{RRM}	50	100	200	400	600	800	1000	1300	V
Maximum RMS Voltage	V_{RMS}	35	70	140	280	420	560	700	910	V
Maximum DC Blocking Voltage	V_{DC}	50	100	200	400	600	800	1000	1300	V
Maximum Average Forward Rectified Current .375" (9.5mm) Lead Length @ $T_A = 75^\circ C$	$I_{(AV)}$	1.0								A
Peak Forward Surge Current, 8.3 ms Single Half Sine-wave Superimposed on Rated Load (JEDEC method)	I_{FSM}	30								A
Maximum Instantaneous Forward Voltage @1.0A	V_F	1.0								V
Maximum DC Reverse Current @ $T_A=25^\circ C$ at Rated DC Blocking Voltage @ $T_A=125^\circ C$	I_R	5.0 50								uA uA
Maximum Full Load Reverse Current ,Full Cycle Average .375" (9.5mm) Lead Length @ $T_A=75^\circ C$	HT_{IR}	30								uA
Typical Junction Capacitance (Note 1)	C_j	10								pF
Typical Thermal Resistance (Note 2)	$R_{\theta JA}$	65								°C/W
Operating and Storage Temperature Range	T_J, T_{STG}	-65 to +150								°C

- Notes:
1. Measured at 1 MHz and Applied Reverse Voltage of 4.0 Volts D.C.
 2. Mount on Cu-Pad Size 5mm x 5mm on P.C.B.

RATINGS AND CHARACTERISTIC CURVES (1N4001 THRU 1N4007/BY133)

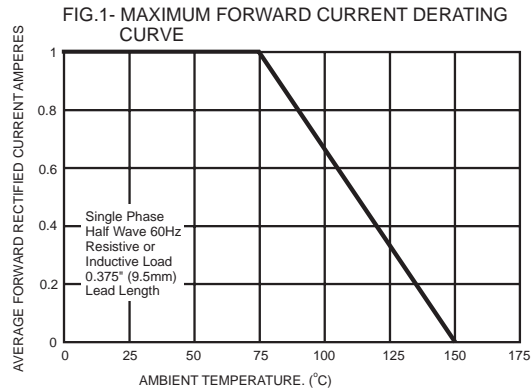


FIG.2- TYPICAL REVERSE CHARACTERISTICS

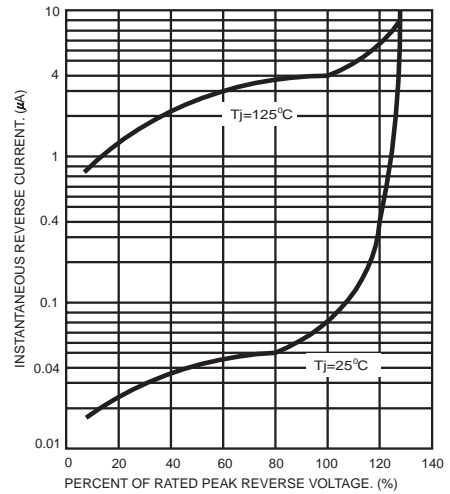


FIG.3- MAXIMUM NON-REPETITIVE FORWARD SURGE CURRENT

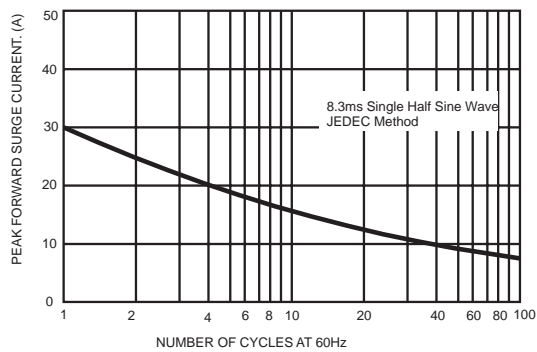


FIG.4- TYPICAL JUNCTION CAPACITANCE

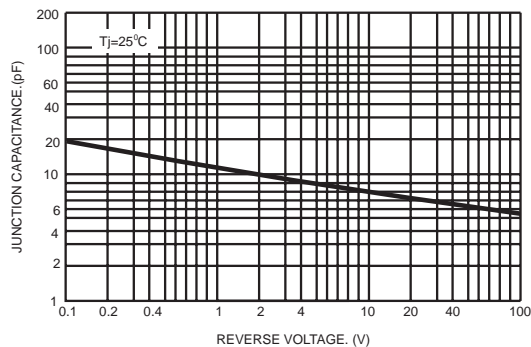
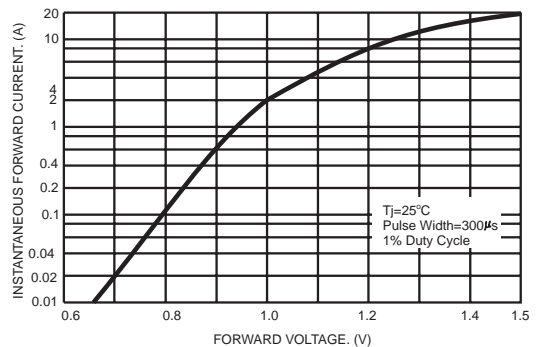


FIG.5- TYPICAL FORWARD CHARACTERISTICS



PACKAGE	SPQ/PCS	CARTON SPQ/PCS	CARTON SIZE/CM	CARTON GW/KG	CARTON NW/KG
DO-41	5000/AMMO	50000	42X28X31	14.00	12.00

X-ON Electronics

Largest Supplier of Electrical and Electronic Components

Click to view similar products for [Rectifiers](#) category:

Click to view products by [LGE](#) manufacturer:

Other Similar products are found below :

[D91A](#) [DA24F4100L](#) [DD89N1600K-A](#) [DD89N16K-K](#) [RL252-TP](#) [DLA11C-TR-E](#) [DSA17G](#) [DSEI2X30-06C](#) [1N4005-TR](#) [BAV199-TP](#)
[UFS120Je3/TR13](#) [JANS1N6640US](#) [VS-80-1293](#) [DD89N16K](#) [DD89N16K-A](#) [481235F](#) [DSP10G-TR-E](#) [067907F](#) [MS306](#) [ND104N08K](#)
[SPA2003-B-D-A01](#) [VS-80-6193](#) [VS-66-9903](#) [VGF0136AB](#) [US2JFL-TP](#) [UFS105Je3/TR13](#) [A1N5404G-G](#) [ACGRA4007-HF](#) [ACGRB207-HF](#)
[RF301B2STL](#) [RF501B2STL](#) [UES1306](#) [UES1302](#) [BAV199E6433HTMA1](#) [ACGRC307-HF](#) [ACEFC304-HF](#) [JANTXV1N5660A](#) [UES1106](#)
[GS2K-LTP](#) [D126A45C](#) [D251N08B](#) [SCHJ22.5K](#) [SM100](#) [SCPA2](#) [SCH10000](#) [SDHD5K](#) [STTH20P035FP](#) [VS-8EWS12S-M3](#) [VS-](#)
[12FL100S10](#) [ACGRA4001-HF](#)