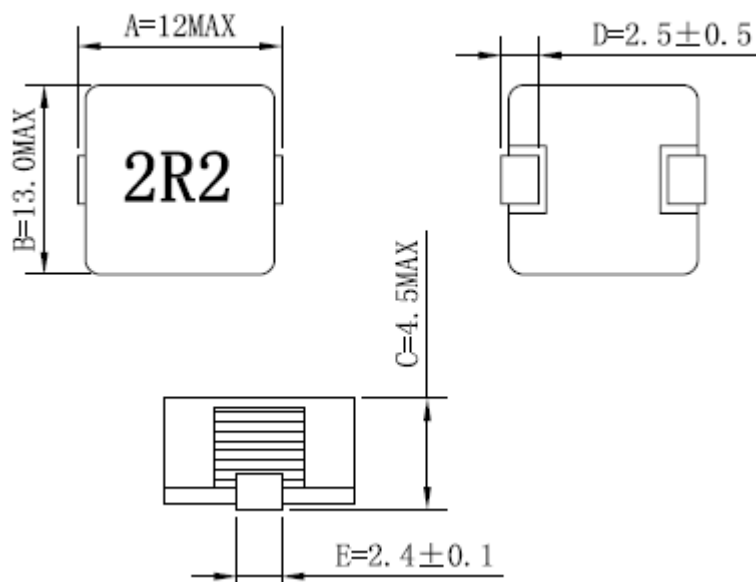
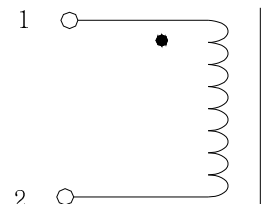


## 1. Drawing (UNIT:mm)

ASSEMBLY



SCHEMATICS



## 2. ELECTRICAL CHARACTERISTICS @25°C

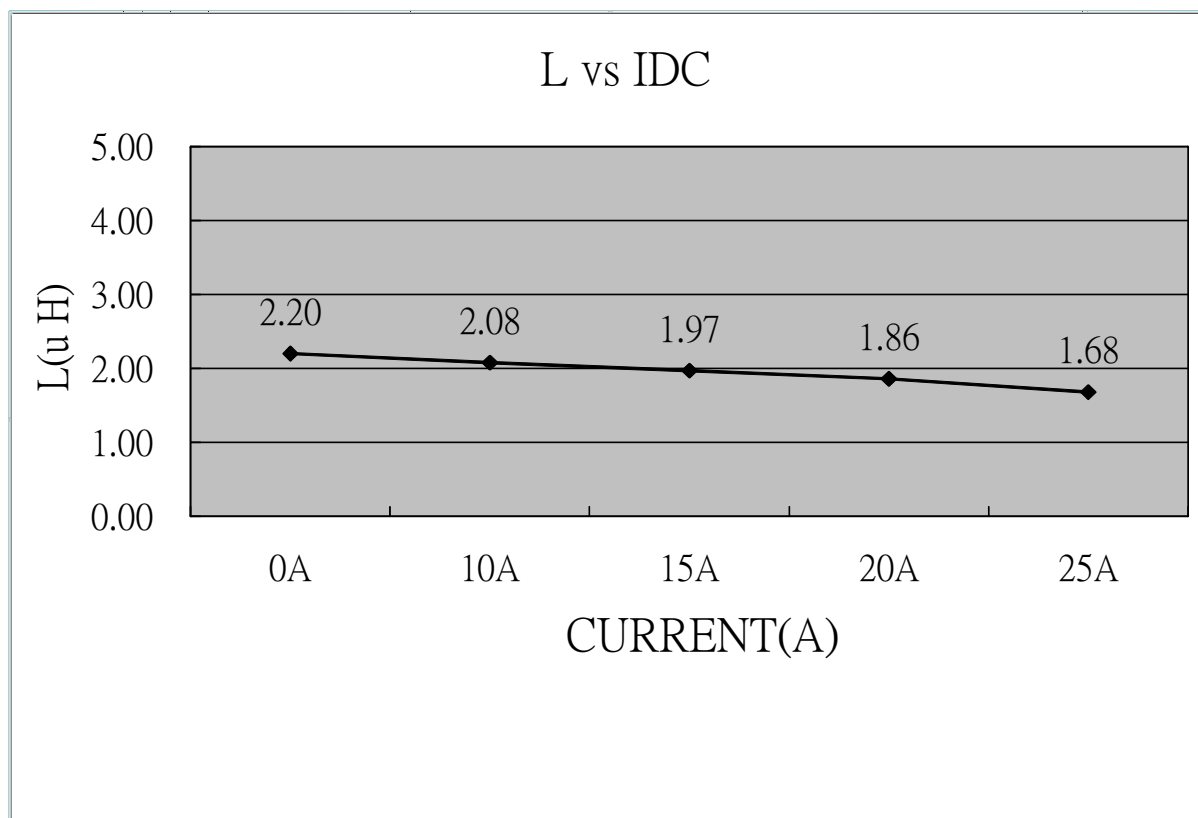
ITEM	SPEC. RANGE	TEST CONDITION	TEST INSTRUMENTS
L(0A)	2.2μH ± 20%	100KHZ/1V (Mode 1)	DU-6021
L(20A)	L(20A) ≥ 80%		WK3260B&WK3265B
DCR	4.8mOHM (MAX)		DU-5010
IR(COIL-CORE)	100MOHM MIN	DC 200V	DU-332
HIPOT(COIL-CORE)	1mA MAX	AC 250V(5S)	DU-332

**3.TEST DATA**

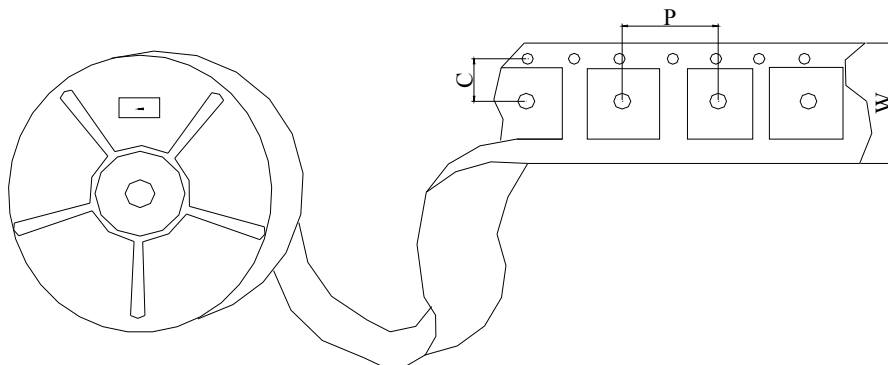
ITEM	L(0A)	L(20A)		DCR	IR(COIL-CORE)	HIPOT (COIL-CORE)
TEST CON.	100KHz/1V				DC 200V	AC 250V(5S)
SPEC	2.2 $\mu$ H $\pm$ 20%	L(20A) $\geq$ 80%		4.8mOHM MAX	100MOHM MIN	1mA MAX
MAX	2.64			4.8		1
MIN	1.76				100	
1	2.21	84.35		4.45	OK	OK
2	2.19	85.26		4.46	OK	OK
3	2.26	84.16		4.39	OK	OK
4	2.23	84.98		4.47	OK	OK
5	2.11	86.12		4.45	OK	OK

**4.MATERIAL LIST**

NO.	PART NAME	DESCRIPTION	SUPPLIER	SGS No.
1	I CORE	YSI12110P-60	YZ	
2	E CORE	YSE121130-60	YZ	
3	COPPER	0.24*2.4	PRJ.	
4	EPOXY	S-T3		
5	SOLDER	Sn96.5Ag3Ca0.5		

**5. L VS IDC**


## 6.PACKAGE



Carrier Dimensions: Quantity per Reel: **400pcs**

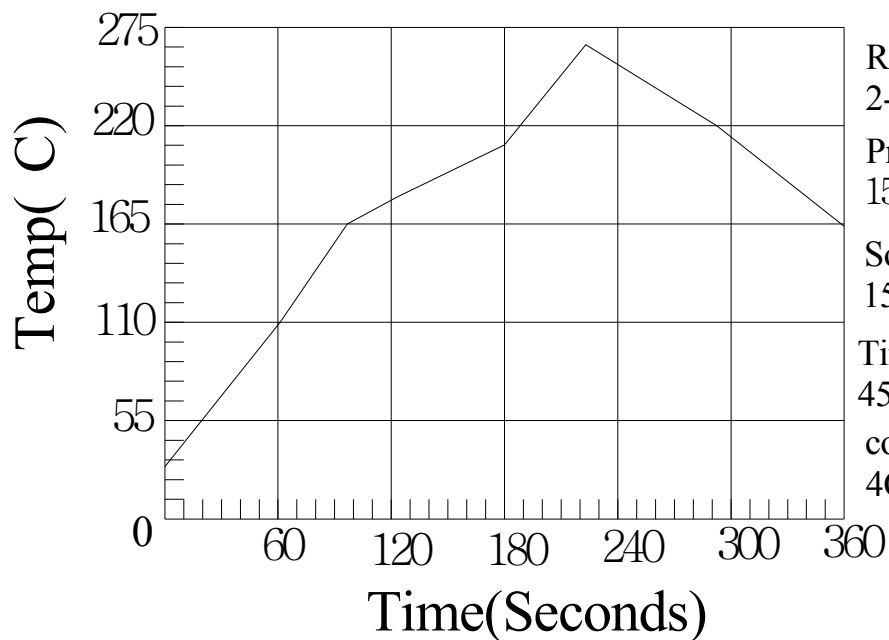
P=19.0mm

C=11.5mm

Reel Size:330mm

W=24.0mm

## 7.IR Profile



Rate of Rise:  
2-3C/Sec Max.

Pre-Heat:  
150C/90 Sec Max

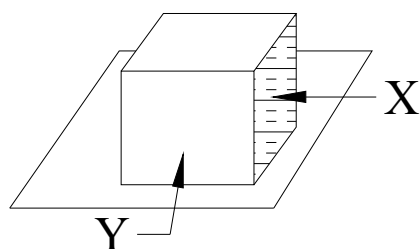
Soak:  
150-170C/60-90 Sec

Time Above 217C:  
45-75 Sec

cool down:  
4C Max./Sec

## 8.GENERAL CHARACTERISTICS

Operating Temperature	-30 to+100°C (Contain Heating Coil)
Appearance Inspection	No external defects by visual inspection
Terminal Strength	



After soldering,between copper plane and terminals of coil,push in two directions of X ,Y with standing as below conditions. terminal should not peel off. (refer to figure at left)

HEAT endurance of flow soldering	Refer to figure 7(IR Profile)
Insulating resistance	Over 100MΩ at 200V D.C.between wire and core.
Dielectric Strength	NO dielectric breakdown at 100V D.C. for 1minute between wire and core.
Temperature characteristics	Inductance coefficient $(0\sim 2,000)\times 10^{-6}/^{\circ}\text{C}$ $(-25\sim +80^{\circ}\text{C})$
Humidity characteristics	Inductance deviation within $\pm 5\%$ ,after 96 hours in 90~95% relative humidity at $40\pm 2^{\circ}\text{C}$ and 1 hour drying under normal condition.
Vibration resistance	inductance deviation within $\pm 5\%$ ,after vibration for 1 hour. In each of three orientations at sweep vibration
	( 10~55~10Hz) with 1.5mm p-p amplitude.

## X-ON Electronics

Largest Supplier of Electrical and Electronic Components

*Click to view similar products for [Fixed Inductors](#) category:*

*Click to view products by [Sunltech](#) manufacturer:*

Other Similar products are found below :

[MLZ1608M6R8WTD25](#) [MLZ1608N6R8LT000](#) [MLZ1608N3R3LTD25](#) [MLZ1608N3R3LT000](#) [MLZ1608N150LT000](#)

[MLZ1608M150WTD25](#) [MLZ1608M3R3WTD25](#) [MLZ1608M3R3WT000](#) [MLZ1608M150WT000](#) [MLZ1608A1R5WT000](#)

[MLZ1608N1R5LT000](#) [B82432C1333K000](#) [PCMB053T-1R0MS](#) [PCMB053T-1R5MS](#) [PCMB104T-1R5MS](#) [CR32NP-100KC](#) [CR32NP-](#)

[151KC](#) [CR32NP-180KC](#) [CR32NP-181KC](#) [CR32NP-1R5MC](#) [CR32NP-390KC](#) [CR32NP-3R9MC](#) [CR32NP-680KC](#) [CR32NP-820KC](#)

[CR32NP-8R2MC](#) [CR43NP-390KC](#) [CR43NP-560KC](#) [CR43NP-680KC](#) [CR54NP-181KC](#) [CR54NP-470LC](#) [CR54NP-820KC](#) [CR54NP-8R5MC](#)

[MGDQ4-00004-P](#) [MGDU1-00016-P](#) [MHL1ECTTP18NJ](#) [MHL1JCTTD12NJ](#) [PE-51506NL](#) [PE-53601NL](#) [PE-53630NL](#) [PE-53824SNLT](#) [PE-](#)

[62892NL](#) [PE-92100NL](#) [PG0434.801NLT](#) [PG0936.113NLT](#) [PM06-2N7](#) [PM06-39NJ](#) [HC2LP-R47-R](#) [HC2-R47-R](#) [HC3-2R2-R](#) [HC8-1R2-R](#)