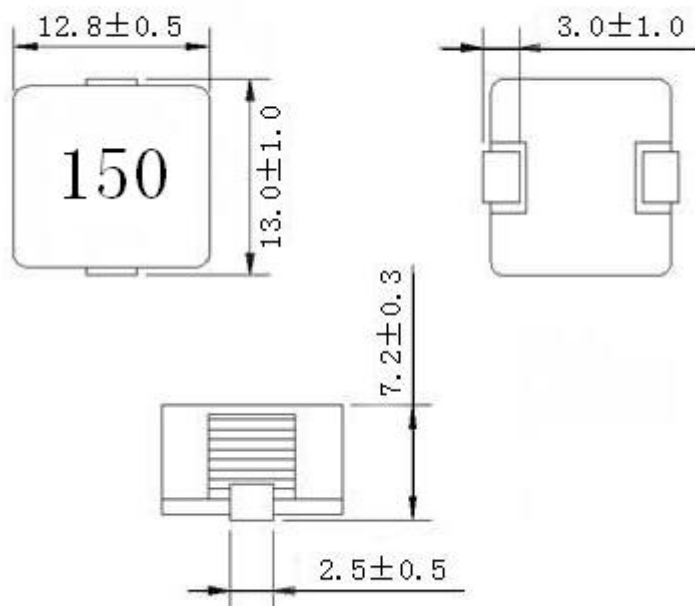
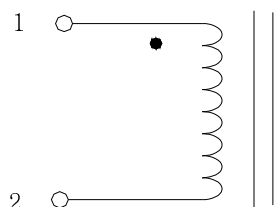


1.Drawing(UNIT:mm)

ASSEMBLY



SCHEMATICS


2.ELECTRICAL CHARACTERISTICS@25°C

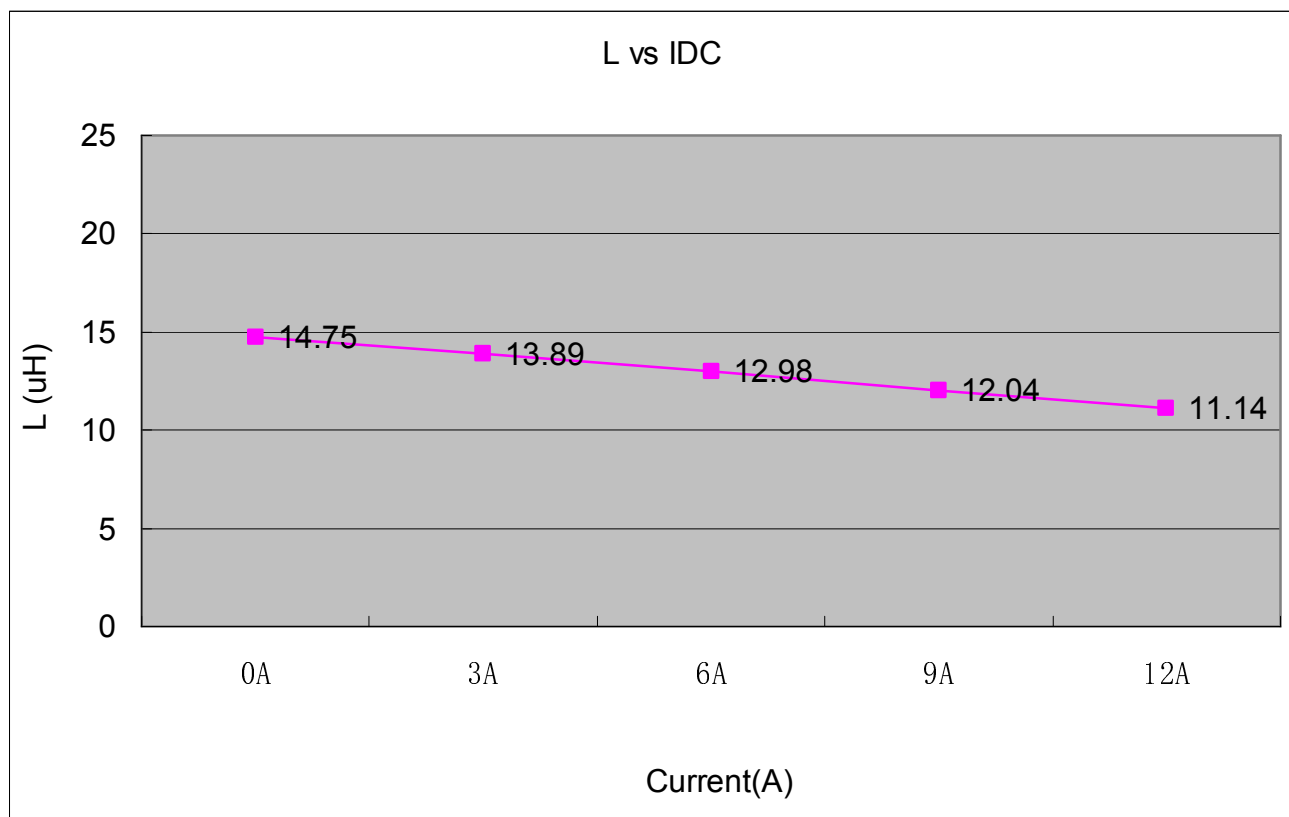
ITEM	SPEC. RANGE	TEST CONDITION	TEST INSTRUMENTS
L(0A)	$15\mu\text{H} \pm 20\%$	100KHZ/1V (Mode 1)	DU-6021
L(9.0A)	$L(9.0A) \geq 70\%$		WK3260B&WK3265B
DCR	16.2 mΩ (MAX)		DU-5010
IR(COIL-CORE)	100MOHM MIN	DC 200V	DU-332
HIPOT(COIL-CORE)	1mA MAX	AC 250V(6S)	DU-332

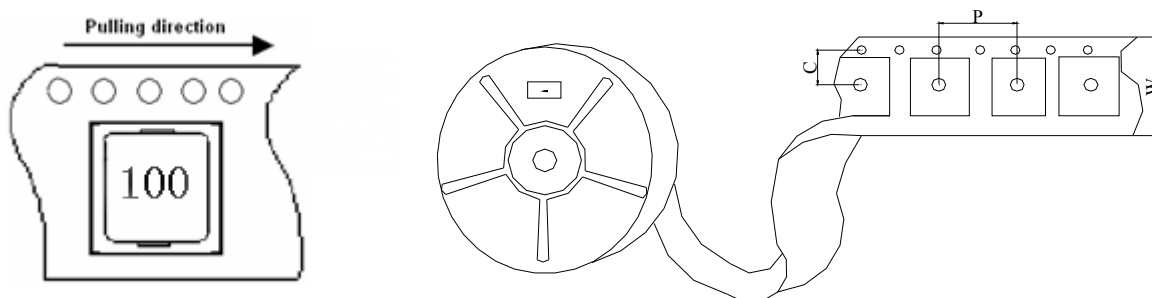
3.TEST DATA

ITEM	L(0A)	L(9.0A)	DCR	IR(COIL-CORE)	HIPOT (COIL-CORE)
TEST CON.	100KHz/1V			DC 200V	AC 250V(6S)
SPEC	15 μ H \pm 20%	L(9.0A) \geq 70%	16.2 m Ω MAX	100MOHM MIN	1mA MAX
MAX	18.48		16.2		1
MIN	12.32			100	
1	14.77	75.20%	11.1	OK	OK
2	15.04	74.40%	11.1	OK	OK
3	15.43	73.31%	11.1	OK	OK
4	14.75	75.59%	11.1	OK	OK
5	15.30	73.76%	11.1	OK	OK
6					
7					
8					
9					
10					

4.MATERIAL LIST

NO.	PART NAME	DISCRIPTION	SUPPLIER	SGS No.
1	I CORE	AB0451	YZ	
2	E CORE	AT0565-75	YZ	
3	COPPER	0.24*2.4	JT	
4	EPOXY	S-T3	JL	
5	SOLDER	Sn96.5Ag3Ca0.5	QD	
6	Mar King	ink jet printing(white)	JZ	

5. L VS IDC


6.PACKAGE


Carrier Dimensions: Quantity per Reel: **300pcs**

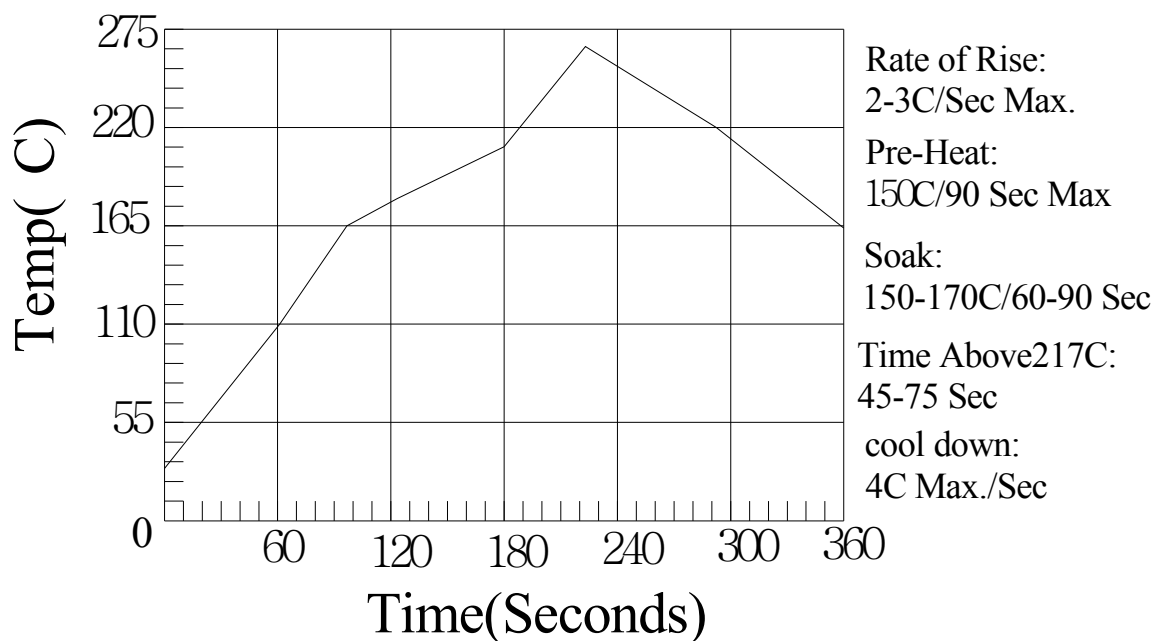
P=12.0mm

C=7.5mm Reel Size:330mm

W=16.0mm

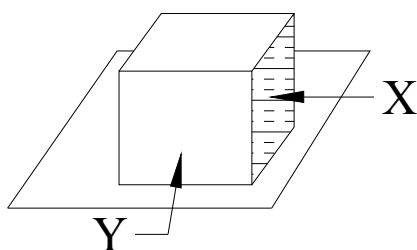
Standard carton quantity: 600pcs

MEAS: 37*36*18

7.IR Profile


8.GENERAL CHARACTERISTICS

Operating Temperature	-30 to+100°C (Contain Heating Coil)
Appearance Inspection	No external defects by visual inspection
Terminal Strength	



After soldering,between copper plane and terminals of coil,push in two directions of X ,Y with standing as below conditions. terminal should not peel off. (refer to figure at left)

HEAT endurance of flow soldering	Refer to figure 7(IR Profile)
Insulating resistance	Over 100MΩ at 200V D.C.between wire and core.
Dielectric Strength	NO dielectric breakdown at 100V D.C. for 1minute between wire and core.
Temperature characteristics	Inductance coefficient $(0\sim 2,000)\times 10^6/^{\circ}\text{C}$ $(-25\sim +80^{\circ}\text{C})$
Humidity characteristics	Inductance deviation within $\pm 5\%$,after 96 hours in 90~95% relative humidity at $40\pm 2^{\circ}\text{C}$ and 1 hour drying under normal condition.
Vibration resistance	inductance deviation within $\pm 5\%$,after vibration for 1 hour. In each of three orientations at sweep vibration (10~55~10Hz) with 1.5mm p-p amplitude.

X-ON Electronics

Largest Supplier of Electrical and Electronic Components

Click to view similar products for [Fixed Inductors](#) category:

Click to view products by [Sunltech](#) manufacturer:

Other Similar products are found below :

[MLZ1608M6R8WTD25](#) [MLZ1608N6R8LT000](#) [MLZ1608N3R3LTD25](#) [MLZ1608N3R3LT000](#) [MLZ1608N150LT000](#)

[MLZ1608M150WTD25](#) [MLZ1608M3R3WTD25](#) [MLZ1608M3R3WT000](#) [MLZ1608M150WT000](#) [MLZ1608A1R5WT000](#)

[MLZ1608N1R5LT000](#) [B82432C1333K000](#) [PCMB053T-1R0MS](#) [PCMB053T-1R5MS](#) [PCMB104T-1R5MS](#) [CR32NP-100KC](#) [CR32NP-](#)

[151KC](#) [CR32NP-180KC](#) [CR32NP-181KC](#) [CR32NP-1R5MC](#) [CR32NP-390KC](#) [CR32NP-3R9MC](#) [CR32NP-680KC](#) [CR32NP-820KC](#)

[CR32NP-8R2MC](#) [CR43NP-390KC](#) [CR43NP-560KC](#) [CR43NP-680KC](#) [CR54NP-181KC](#) [CR54NP-470LC](#) [CR54NP-820KC](#) [CR54NP-8R5MC](#)

[MGDQ4-00004-P](#) [MGDU1-00016-P](#) [MHL1ECTTP18NJ](#) [MHL1JCTTD12NJ](#) [PE-51506NL](#) [PE-53601NL](#) [PE-53630NL](#) [PE-53824SNLT](#) [PE-](#)

[62892NL](#) [PE-92100NL](#) [PG0434.801NLT](#) [PG0936.113NLT](#) [PM06-2N7](#) [PM06-39NJ](#) [HC2LP-R47-R](#) [HC2-R47-R](#) [HC3-2R2-R](#) [HC8-1R2-R](#)