



PJX8808

20V N-Channel Enhancement Mode MOSFET

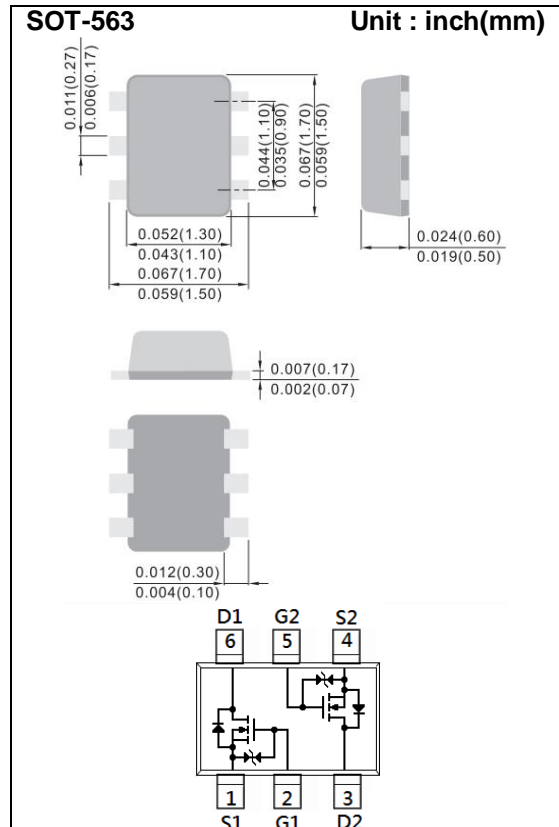
Voltage 20 V **Current** 500mA

Features

- Low Voltage Drive (1.2V).
- Advanced Trench Process Technology
- Specially Designed for Switch Load, PWM Application, etc.
- ESD Protected
- Lead free in compliance with EU RoHS 2011/65/EU directive.
- Green molding compound as per IEC61249 Std. (Halogen Free)

Mechanical Data

- Case: SOT-563 Package
- Terminals : Solderable per MIL-STD-750, Method 2026
- Approx. Weight: 0.00009 ounces, 0.0026 grams
- Marking: X08



Maximum Ratings and Thermal Characteristics ($T_A=25^{\circ}\text{C}$ unless otherwise noted)

PARAMETER	SYMBOL	LIMIT	UNITS	
Drain-Source Voltage	V_{DS}	20	V	
Gate-Source Voltage	V_{GS}	± 10	V	
Continuous Drain Current	I_D	500	mA	
Pulsed Drain Current	I_{DM}	1000	mA	
Power Dissipation	PD	$T_A=25^{\circ}\text{C}$	300	mW
		Derate above 25°C	2.8	mW/ $^{\circ}\text{C}$
Operating Junction and Storage Temperature Range	T_J, T_{STG}	-55~150	$^{\circ}\text{C}$	
Typical Thermal resistance	$R_{\theta JA}$	417	$^{\circ}\text{C}/\text{W}$	
- Junction to Ambient (Note 3)				



PJX8808

Electrical Characteristics ($T_A=25^{\circ}\text{C}$ unless otherwise noted)

PARAMETER	SYMBOL	TEST CONDITION	MIN.	TYP.	MAX.	UNITS
Static						
Drain-Source Breakdown Voltage	BV_{DSS}	$V_{GS}=0V, I_D=250\mu A$	20	-	-	V
Gate Threshold Voltage	$V_{GS(th)}$	$V_{DS}=V_{GS}, I_D=250\mu A$	0.3	0.64	0.9	V
Drain-Source On-State Resistance	$R_{DS(on)}$	$V_{GS}=4.5V, I_D=500mA$	-	310	400	m Ω
		$V_{GS}=2.5V, I_D=200mA$	-	360	650	
		$V_{GS}=1.8V, I_D=100mA$	-	430	800	
		$V_{GS}=1.5V, I_D=50mA$	-	510	1200	
		$V_{GS}=1.2V, I_D=20mA$	-	710	3000	
Zero Gate Voltage Drain Current	I_{DSS}	$V_{DS}=16V, V_{GS}=0V$	-	-	1	μA
Gate-Source Leakage Current	I_{GSS}	$V_{GS}=\pm 8V, V_{DS}=0V$	-	± 0.5	± 10	μA
Dynamic (Note 5)						
Total Gate Charge	Q_g	$V_{DS}=10V, I_D=500mA,$ $V_{GS}=4.5V$ (Note 1,2)	-	1.4	-	nC
Gate-Source Charge	Q_{gs}		-	0.22	-	
Gate-Drain Charge	Q_{gd}		-	0.21	-	
Input Capacitance	C_{iss}	$V_{DS}=10V, V_{GS}=0V,$ $f=1.0MHz$	-	67	-	pF
Output Capacitance	C_{oss}		-	19	-	
Reverse Transfer Capacitance	C_{rss}		-	6	-	
Turn-On Delay Time	$t_{d(on)}$	$V_{DD}=10V, I_D=150mA,$ $V_{GS}=4.0V,$ $R_G=10\Omega$ (Note 1,2)	-	2.8	-	ns
Turn-On Rise Time	t_r		-	20	-	
Turn-Off Delay Time	$t_{d(off)}$		-	23	-	
Turn-Off Fall Time	t_f		-	23	-	
Drain-Source Diode						
Maximum Continuous Drain-Source Diode Forward Current	I_S	---	-	-	500	mA
Diode Forward Voltage	V_{SD}	$I_S=500mA, V_{GS}=0V$	-	0.87	1.3	V

NOTES :

1. Pulse width $\leq 300\mu s$, Duty cycle $\leq 2\%$
2. Essentially independent of operating temperature typical characteristics.
3. $R_{\theta JA}$ is the sum of the junction-to-case and case-to-ambient thermal resistance where the case thermal reference is defined as the solder mounting surface of the drain pins mounted on a 1 inch FR-4 with 2oz. square pad of copper.
4. The maximum current rating is package limited.
5. Guaranteed by design, not subject to production testing.



PJX8808

TYPICAL CHARACTERISTIC CURVES

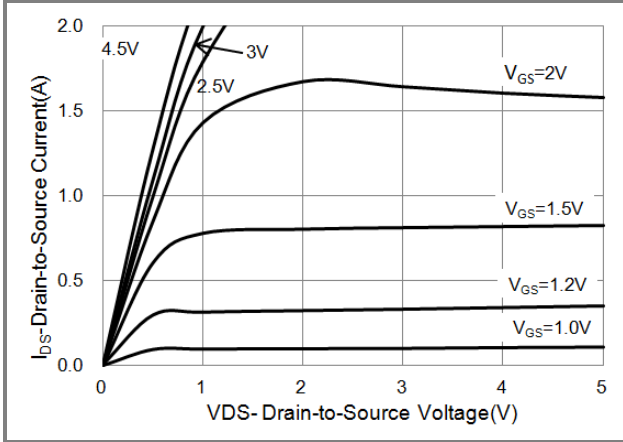


Fig.1 On-Region Characteristics

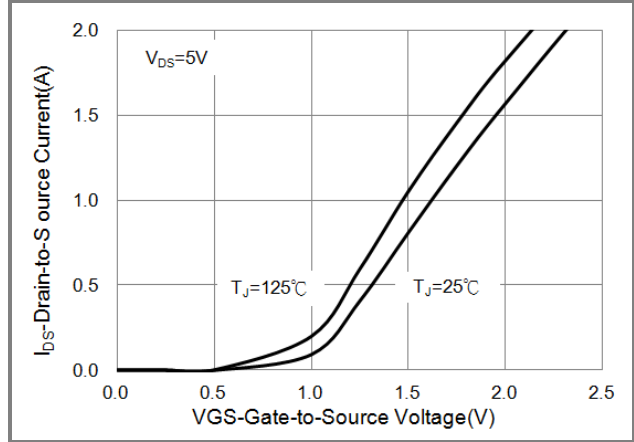


Fig.2 Transfer Characteristics

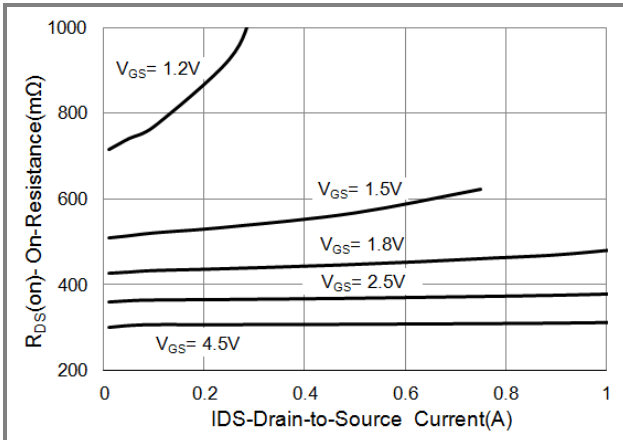


Fig.3 On-Resistance vs. Drain Current

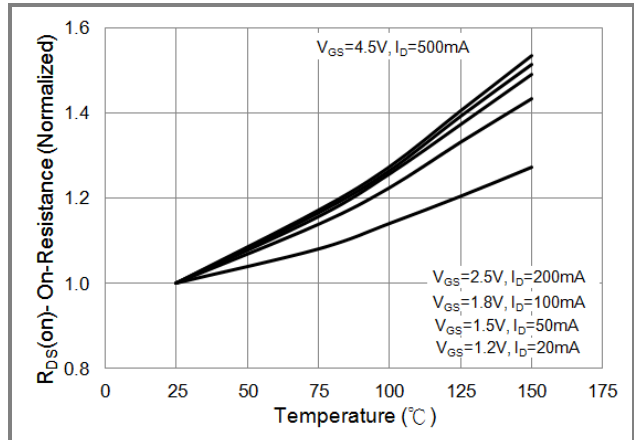


Fig.4 On-Resistance vs. Junction temperature

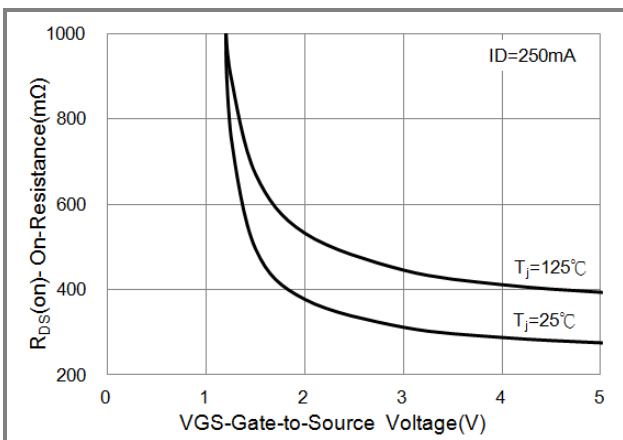


Fig.5 On-Resistance Variation with VGS.

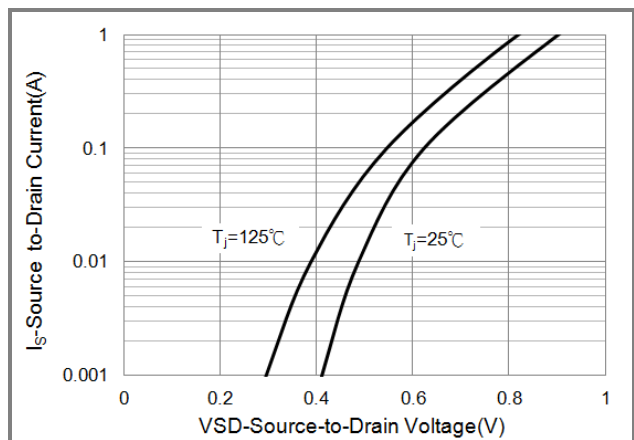


Fig.6 Body Diode Characteristics



PJX8808

TYPICAL CHARACTERISTIC CURVES

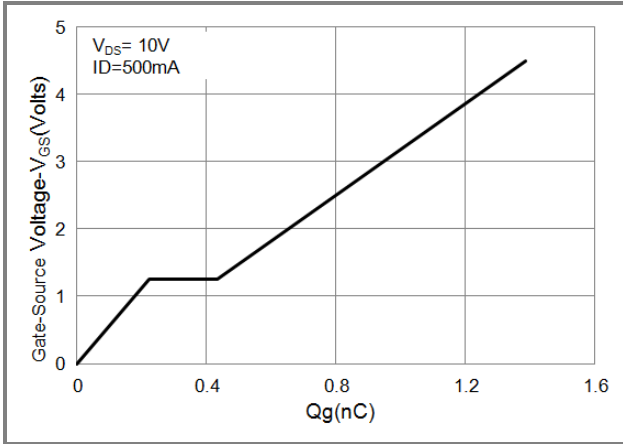


Fig.7 Gate-Charge Characteristics

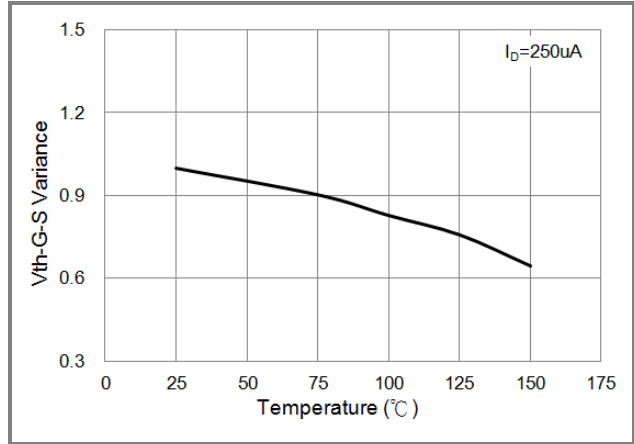


Fig.8 Breakdown Voltage Variation vs. Temperature

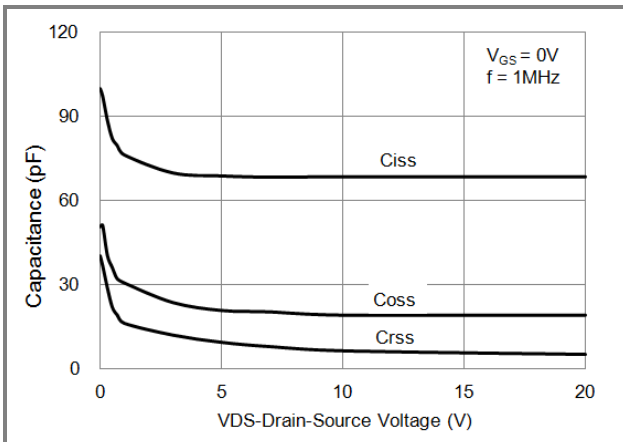


Fig.9 Threshold Voltage Variation with Temperature

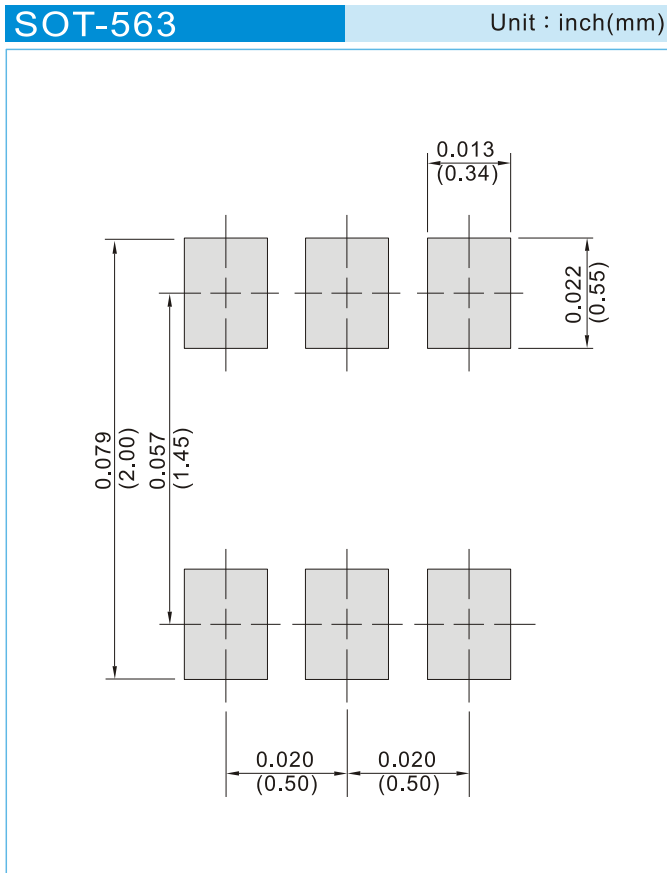


PJX8808

PART NO PACKING CODE VERSION

PART NO PACKING CODE	Package Type	Packing type	Marking	Version
PJX8808_R1_00002	SOT-563	8K pcs / 7" reel	X08	Halogen free
PJX8808_R2_00002	SOT-563	20K pcs / 13" reel	X08	Halogen free

MOUNTING PAD LAYOUT





PJX8808

Disclaimer

- Reproducing and modifying information of the document is prohibited without permission from Panjit International Inc..
- Panjit International Inc. reserves the rights to make changes of the content herein the document anytime without notification. Please refer to our website for the latest document.
- Panjit International Inc. disclaims any and all liability arising out of the application or use of any product including damages incidentally and consequentially occurred.
- Panjit International Inc. does not assume any and all implied warranties, including warranties of fitness for particular purpose, non-infringement and merchantability.
- Applications shown on the herein document are examples of standard use and operation. Customers are responsible in comprehending the suitable use in particular applications. Panjit International Inc. makes no representation or warranty that such applications will be suitable for the specified use without further testing or modification.
- The products shown herein are not designed and authorized for equipments requiring high level of reliability or relating to human life and for any applications concerning life-saving or life-sustaining, such as medical instruments, transportation equipment, aerospace machinery et cetera. Customers using or selling these products for use in such applications do so at their own risk and agree to fully indemnify Panjit International Inc. for any damages resulting from such improper use or sale.
- Since Panjit uses lot number as the tracking base, please provide the lot number for tracking when complaining.

X-ON Electronics

Largest Supplier of Electrical and Electronic Components

Click to view similar products for [MOSFET](#) category:

Click to view products by [Panjit](#) manufacturer:

Other Similar products are found below :

[614233C](#) [648584F](#) [MCH3443-TL-E](#) [MCH6422-TL-E](#) [FDPF9N50NZ](#) [FW216A-TL-2W](#) [FW231A-TL-E](#) [APT5010JVR](#) [NTNS3A92PZT5G](#)
[IRF100S201](#) [JANTX2N5237](#) [2SK2464-TL-E](#) [2SK3818-DL-E](#) [FCA20N60_F109](#) [FDZ595PZ](#) [STD6600NT4G](#) [FSS804-TL-E](#) [2SJ277-DL-E](#)
[2SK1691-DL-E](#) [2SK2545\(Q,T\)](#) [D2294UK](#) [405094E](#) [423220D](#) [MCH6646-TL-E](#) [TPCC8103,L1Q\(CM](#) [367-8430-0972-503](#) [VN1206L](#)
[424134F](#) [026935X](#) [051075F](#) [SBVS138LT1G](#) [614234A](#) [715780A](#) [NTNS3166NZT5G](#) [751625C](#) [873612G](#) [IRF7380TRHR](#)
[IPS70R2K0CEAKMA1](#) [RJK60S3DPP-E0#T2](#) [RJK60S5DPK-M0#T0](#) [APT5010JVFR](#) [APT12031JFLL](#) [APT12040JVR](#) [DMN3404LQ-7](#)
[NTE6400](#) [JANTX2N6796U](#) [JANTX2N6784U](#) [JANTXV2N5416U4](#) [SQM110N05-06L-GE3](#) [SIHF35N60E-GE3](#)