

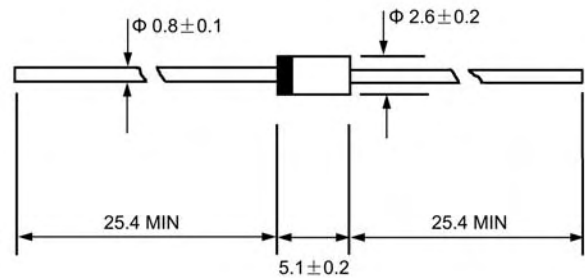


**VOLTAGE RANGE: 50 --- 1000 V**  
**CURRENT: 1.0 A**

## Features

**DO - 41**

- ◇ Low cost
- ◇ Glass passivated junction
- ◇ Low leakage
- ◇ Low forward voltage drop
- ◇ High current capability
- ◇ Easily cleaned with Freon, Alcohol, Isopropanol and similar solvents
- ◇ The plastic material carries U/L recognition 94V-0



Dimensions in millimeters

## Mechanical Data

- ◇ Case: JEDEC DO-41, molded plastic
- ◇ Polarity: Color band denotes cathode
- ◇ Weight: 0.012 ounces, 0.34 grams
- ◇ Mounting position: Any

## MAXIMUM RATINGS AND ELECTRICAL CHARACTERISTICS

Ratings at 25°C ambient temperature unless otherwise specified.

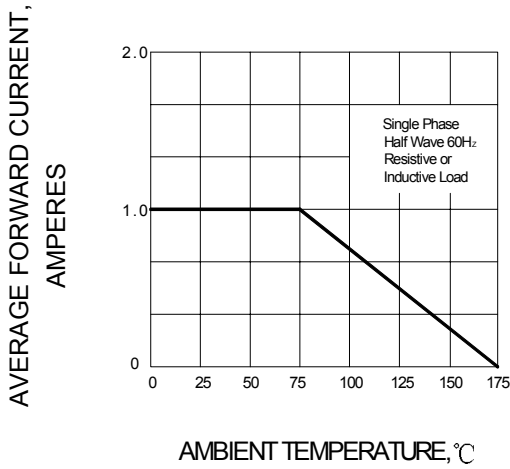
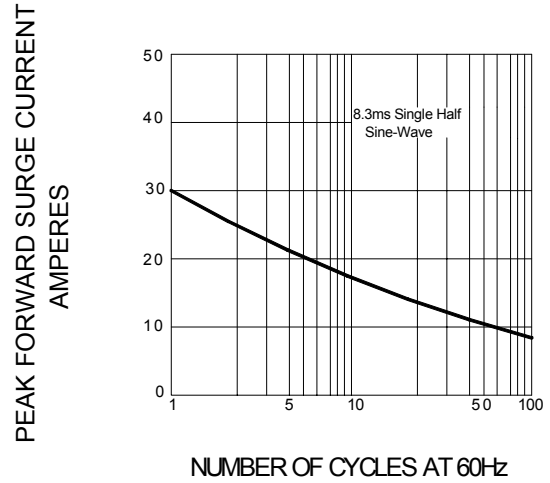
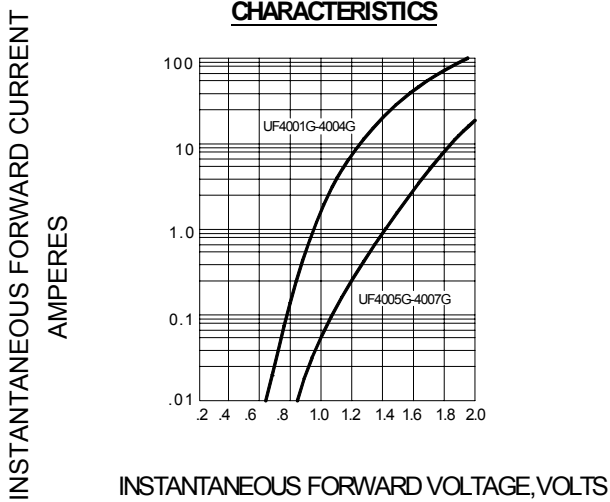
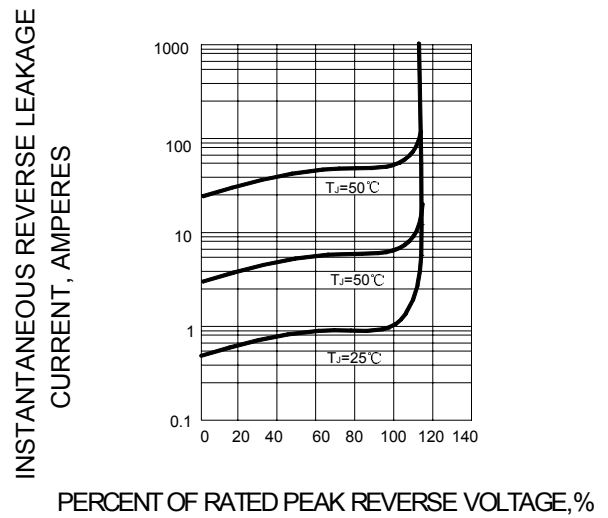
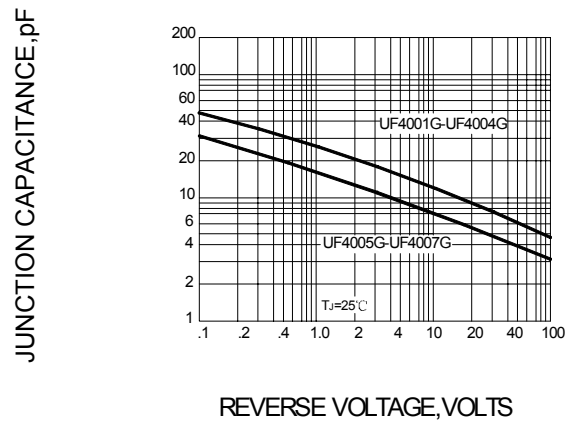
Single phase, half wave, 60 Hz, resistive or inductive load. For capacitive load, derate by 20%.

		UF 4001	UF 4002	UF 4003	UF 4004	UF 4005	UF 4006	UF 4007	UNITS
Maximum recurrent peak reverse voltage	$V_{RRM}$	50	100	200	400	600	800	1000	V
Maximum RMS voltage	$V_{RMS}$	35	70	140	280	420	560	700	V
Maximum DC blocking voltage	$V_{DC}$	50	100	200	400	600	800	1000	V
Maximum average forward rectified current 9.5mm lead length, @ $T_A=75^\circ C$	$I_{F(AV)}$	1.0							A
Peak forward surge current 8.3ms single half-sine-wave superimposed on rated load @ $T_J=125^\circ C$	$I_{FSM}$	30.0							A
Maximum instantaneous forward voltage @1.0 A	$V_F$	1.0				1.7			V
Maximum reverse current @ $T_A=25^\circ C$ at rated DC blocking voltage @ $T_A=100^\circ C$	$I_R$	10.0 100.0							$\mu A$
Maximum reverse recovery time (Note1)	$t_{rr}$	50				75			ns
Typical junction capacitance (Note2)	$C_J$	20				10			pF
Typical thermal resistance (Note3)	$R_{\theta JA}$	50.0							$^\circ C/W$
Operating junction temperature range	$T_J$	- 55 --- +175							$^\circ C$
Storage temperature range	$T_{STG}$	- 55 --- +175							$^\circ C$

NOTE: 1. Measured at 1.0MHz and applied reverse voltage of 4.0V DC.

2. Thermal resistance from junction to ambient.

## Ratings AND Characteristic Curves

**FIG.1 – FORWARD CURRENT DERATING CURVE**

**FIG.2 – PEAK FORWARD SURGE CURRENT**

**FIG.3 – TYPICAL INSTANTANEOUS FORWARD CHARACTERISTICS**

**FIG.4 – TYPICAL REVERSE CHARACTERISTICS**

**FIG.5 – TYPICAL JUNCTION CAPACITANCE**


PACKAGE	SPQ/PCS	CARTON SPQ/PCS	CARTON SIZE/CM	CARTON GW/KG	CARTON NW/KG
DO-41	5000/AMMO	50000	42X28X31	14.00	12.00

## X-ON Electronics

Largest Supplier of Electrical and Electronic Components

*Click to view similar products for [Diodes - General Purpose, Power, Switching category](#):*

*Click to view products by [LGE manufacturer](#):*

Other Similar products are found below :

[MCL4151-TR3](#) [MMBD3004S-13-F](#) [RD0306T-H](#) [RD0506LS-SB-1H](#) [RGP30G-E373](#) [DSE010-TR-E](#) [BAQ333-TR](#) [BAQ335-TR](#) [BAQ33-GS18](#) [BAS1602VH6327XT](#) [BAV17-TR](#) [BAV19-TR](#) [BAV301-TR](#) [BAW27-TAP](#) [HSC285TRF-E](#) [NSVBAV23CLT1G](#) [NTE525](#) [1SS181-TP](#) [1SS184-TP](#) [1SS193,LF](#) [1SS193-TP](#) [1SS400CST2RA](#) [SBAV99LT3G](#) [SDAA13](#) [LL4448-GS18](#) [SHN2D02FUTW1T1G](#) [LS4150GS18](#) [LS4151GS08](#) [SMMD7000LT3G](#) [FC903-TR-E](#) [1N4449](#) [1N4934-E3/73](#) [1SS226-TP](#) [APT100DL60HJ](#) [RFUH20TB3S](#) [RGP30G-E354](#) [RGP30M-E3/73](#) [D291S45T](#) [MCL4151-TR](#) [BAS 16-02V H6327](#) [BAS 21U E6327](#) [BAS 28 E6327](#) [BAS33-TAP](#) [BAS 70-02V H6327](#) [BAV300-TR](#) [BAV303-TR3](#) [BAW27-TR](#) [BAW56DWQ-7-F](#) [BAW56M3T5G](#) [BAW75-TAP](#)