

# LBSS138WT1G

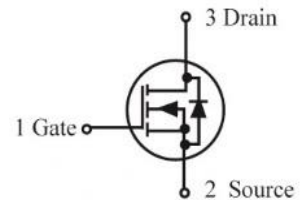
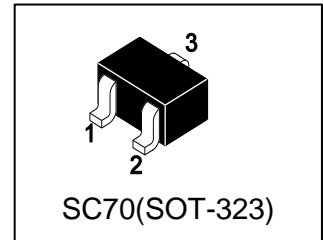
## S-LBSS138WT1G

Power MOSFET

200 mAmps, 50 Volts N-Channel SC-70

### 1. FEATURES

- We declare that the material of product compliance with RoHS requirements and Halogen Free.
- S- prefix for automotive and other applications requiring unique site and control change requirements; AEC-Q101 qualified and PPAP capable.
- Low threshold voltage ( $V_{GS(th)}$ : 0.5V...1.5V) makes it ideal for low voltage applications.



### 2. DEVICE MARKING AND ORDERING INFORMATION

Device	Marking	Shipping
LBSS138WT1G	J1	3000/Tape&Reel
LBSS138WT3G	J1	10000/Tape&Reel

### 3. MAXIMUM RATINGS( $T_a = 25^\circ\text{C}$ )

Parameter	Symbol	Limits	Unit
Drain-Source Voltage	VDSS	50	Vdc
Gate-to-Source Voltage – Continuous	VGS	$\pm 20$	Vdc
Drain Current			mAdc
– Continuous $T_A = 25^\circ\text{C}$	ID	200	
– Pulsed ( $t_p \leq 10\mu\text{s}$ )	IDM	800	

### 4. THERMAL CHARACTERISTICS

Parameter	Symbol	Limits	Unit
Total Device Dissipation, FR-5 Board (Note 1) @ $T_A = 25^\circ\text{C}$ Derate above $25^\circ\text{C}$	PD	150	mW
		1.8	mW/ $^\circ\text{C}$
Thermal Resistance, Junction-to-Ambient(Note 1)	ROJA	556	$^\circ\text{C}/\text{W}$
Junction and Storage temperature	$T_J, T_{stg}$	$-55 \sim +150$	$^\circ\text{C}$
Maximum Lead Temperature for Solde Purposes, for 10 seconds	TL	260	$^\circ\text{C}$

1. FR-5 = 1.0×0.75×0.062 in.

**5. ELECTRICAL CHARACTERISTICS (Ta= 25°C)**
**OFF CHARACTERISTICS**

Characteristic	Symbol	Min.	Typ.	Max.	Unit
Drain–Source Breakdown Voltage (VGS = 0, ID = 250 $\mu$ Adc)	VBRDSS	50	-	-	Vdc
Zero Gate Voltage Drain Current (VGS = 0, VDS = 25 Vdc) (VGS = 0, VDS = 50 Vdc)	IDSS	- -	- -	0.1 0.5	$\mu$ Adc
Gate–Body Leakage Current, Forward (VGS = 20 Vdc)	IGSSF	-	-	0.1	$\mu$ Adc
Gate–Body Leakage Current, Reverse (VGS = - 20 Vdc)	IGSSR	-	-	-0.1	$\mu$ Adc

**ON CHARACTERISTICS (Note 2)**

Gate Threshold Voltage (VDS = VGS, ID = 1.0mAdc)	VGS(th)	0.5	-	1.5	Vdc
Static Drain–Source On–State Resistance (VGS = 2.75 Vdc, ID < 200 mAdc, TA = -40°C to +85°C) (VGS = 5.0 Vdc, ID = 200 mAdc)	RDS(on)	- -	5.6 -	10 3.5	Ohms
Forward Transconductance (VDS = 25 Vdc, ID = 200 mAdc, f = 1.0 kHz)	gfs	100	-	-	mS

**DYNAMIC CHARACTERISTICS**

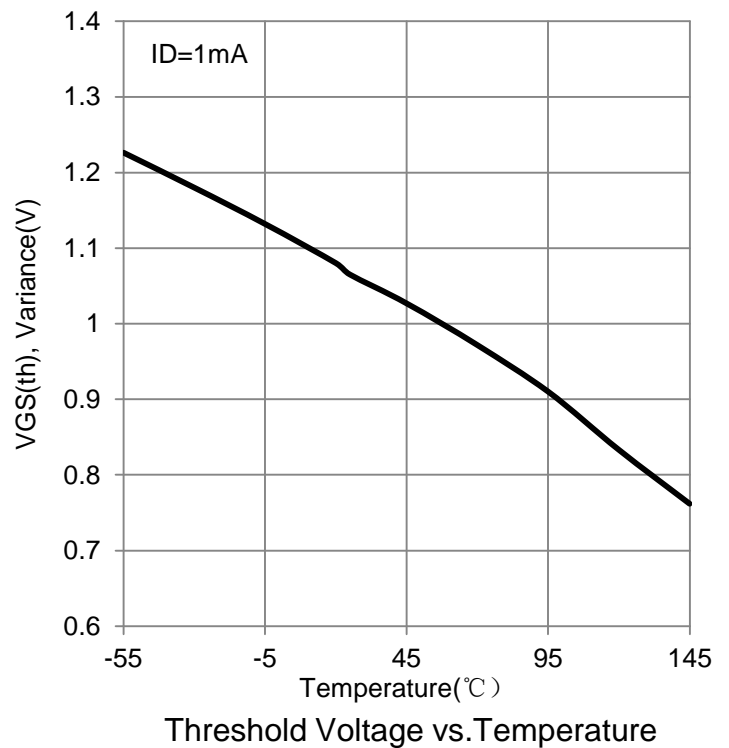
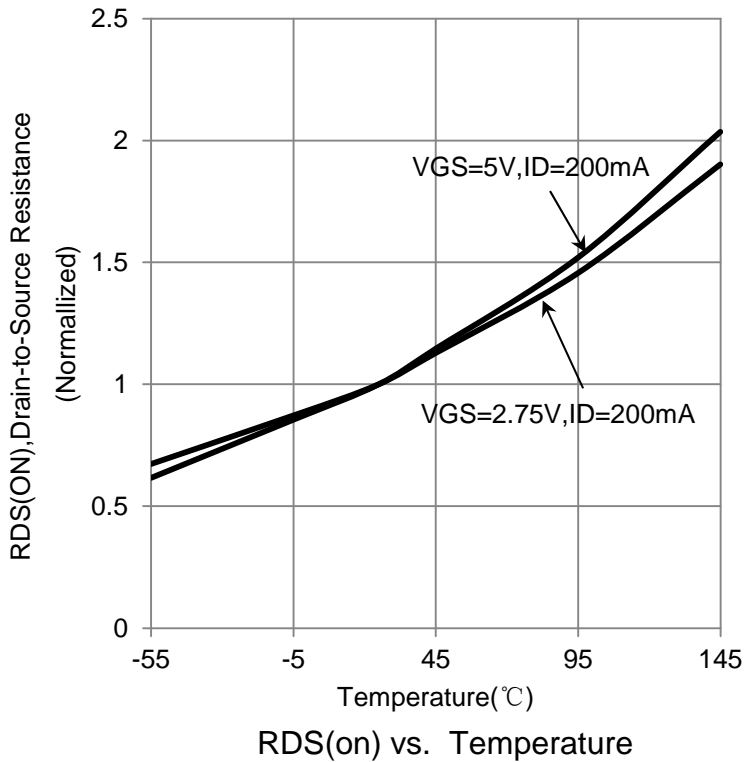
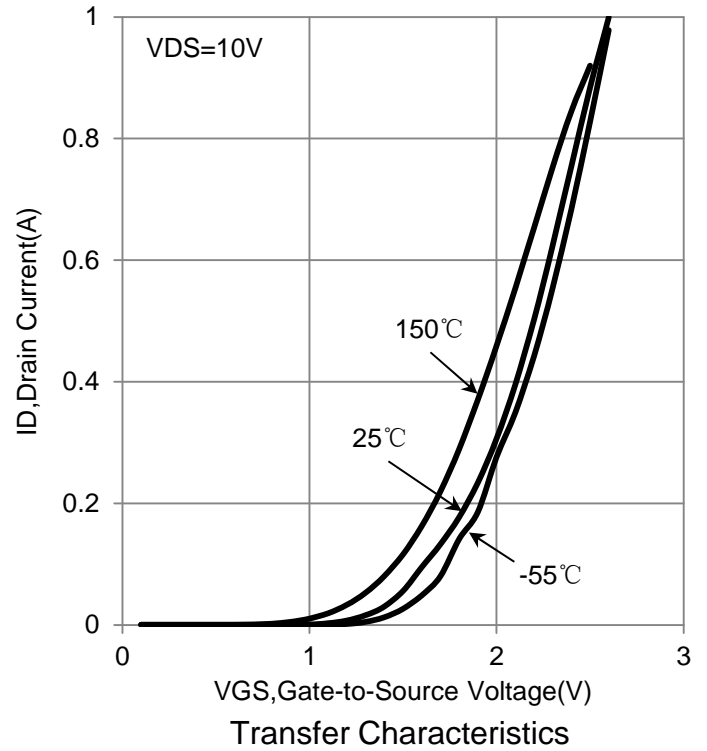
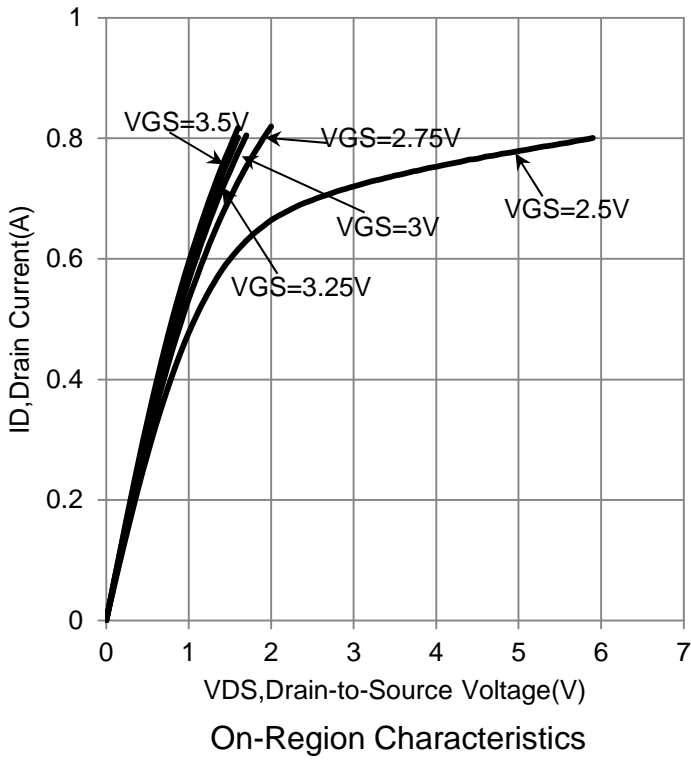
Input Capacitance (VDS = 25 Vdc, VGS = 0, f = 1.0 MHz)	Ciss	-	40	50	pF
Output Capacitance (VDS = 25 Vdc, VGS = 0, f = 1.0 MHz)	Coss	-	12	25	pF
Reverse Transfer Capacitance (VDS = 25 Vdc, VGS = 0, f = 1.0 MHz)	Ciss	-	3.5	5.0	pF

**SWITCHING CHARACTERISTICS**

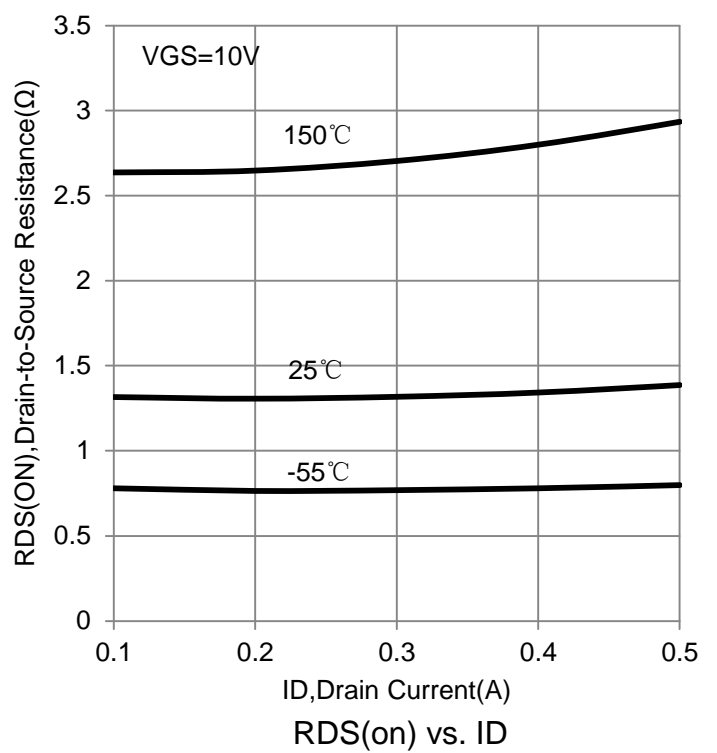
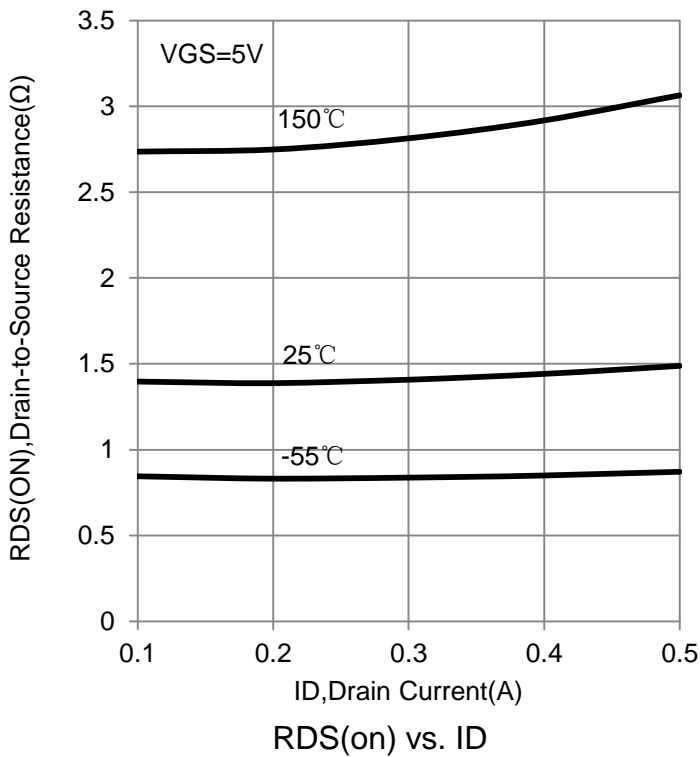
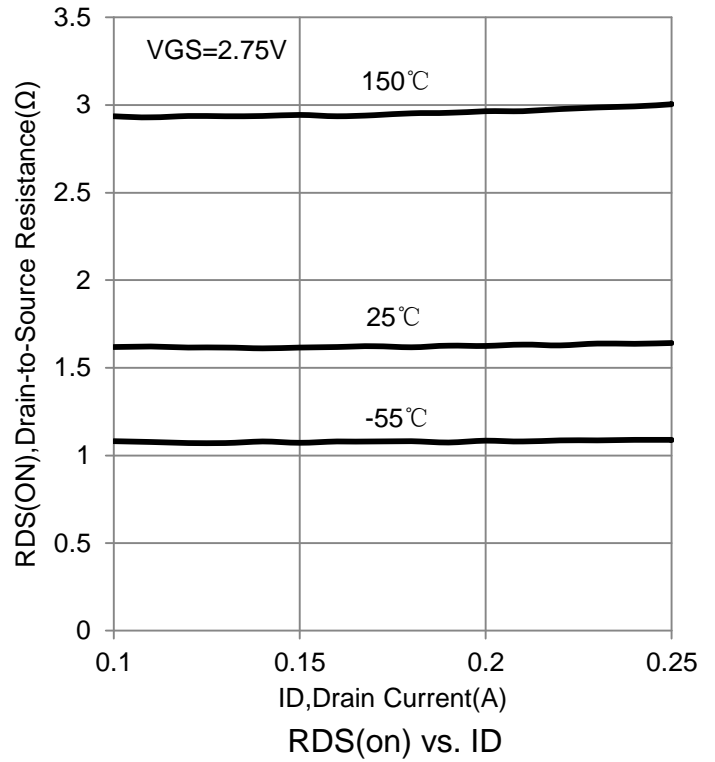
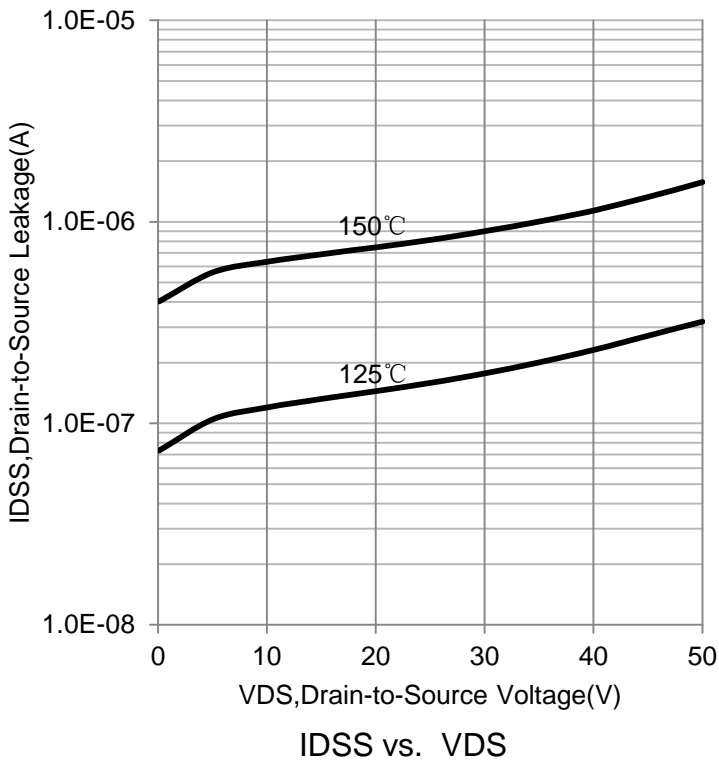
Turn-On Delay Time	(VDD = 30 Vdc , ID =200 mAdc)	td(on)	-	-	20	ns
Turn-Off Delay Time		td(off)	-	-	20	

 2.Pulse Test: Pulse Width  $\leq$ 300  $\mu$ s, Duty Cycle  $\leq$ 2.0%.

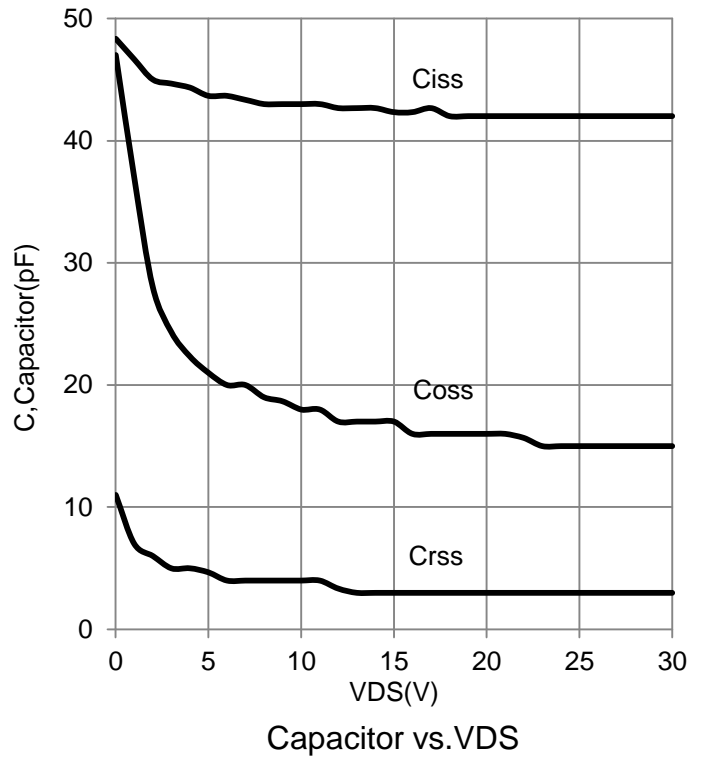
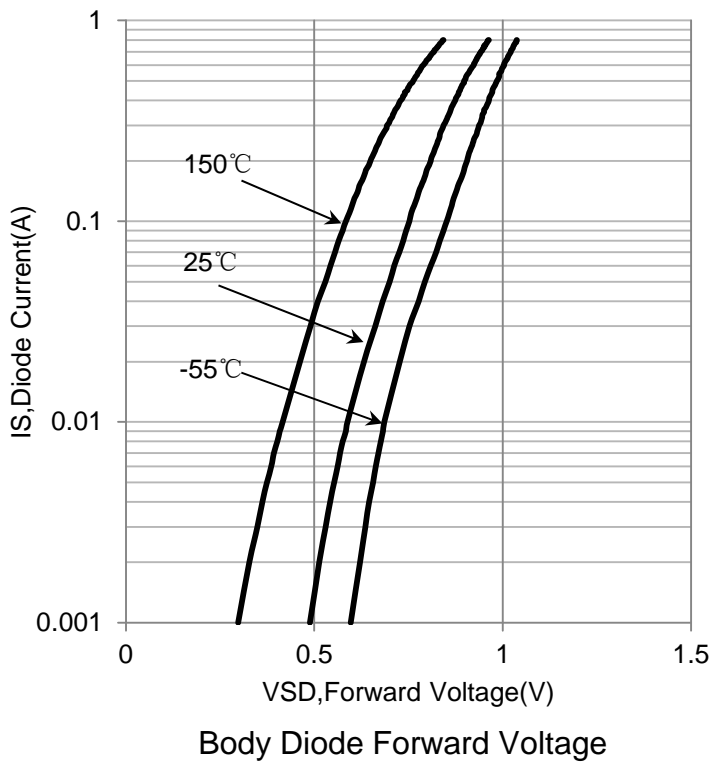
### 6. ELECTRICAL CHARACTERISTICS CURVES



**6.ELECTRICAL CHARACTERISTICS CURVES(Con.)**



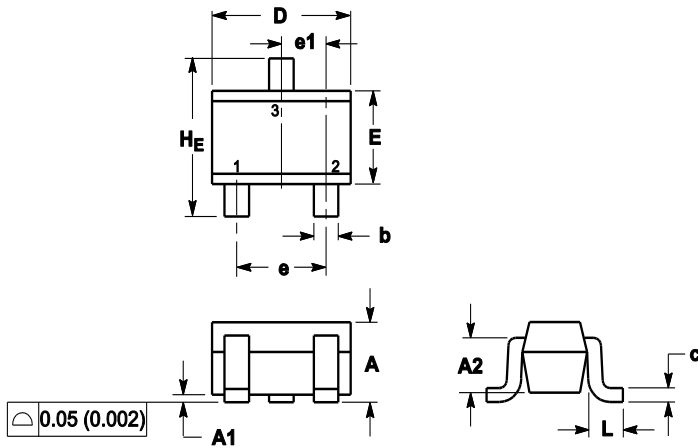
**6.ELECTRICAL CHARACTERISTICS CURVES(Con.)**



### 7.OUTLINE AND DIMENSIONS

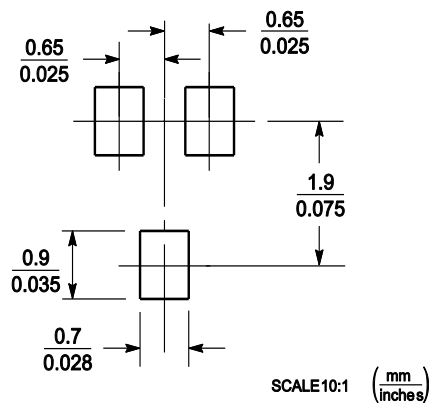
Notes:

1. DIMENSIONING AND TOLERANCING PER ANSI Y14.5M, 1982.
2. CONTROLLING DIMENSION: MILLIMETERS.
3. MAXIMUM LEAD THICKNESS INCLUDES LEAD FINISH. MINIMUM LEAD THICKNESS IS THE MINIMUM THICKNESS OF BASE MATERIAL.
4. DIMENSIONS D AND E DO NOT INCLUDE MOLD FLASH, PROTRUSIONS OR GATE BURRS.



DIM	MILLIMETERS			INCHES		
	MIN	NOM	MAX	MIN	NOM	MAX
A	0.80	0.90	1.00	0.032	0.035	0.039
A1	0.00	0.05	0.10	0.000	0.002	0.004
A2	0.70REF			0.028REF		
b	0.30	0.35	0.40	0.012	0.014	0.016
c	0.10	0.18	0.25	0.004	0.007	0.010
D	1.80	2.10	2.20	0.071	0.083	0.087
E	1.15	1.24	1.35	0.045	0.049	0.053
e	1.20	1.30	1.40	0.047	0.051	0.055
e1	0.65REF			0.026REF		
L	0.20	0.38	0.56	0.008	0.015	0.022
H <sub>E</sub>	2.00	2.10	2.40	0.079	0.083	0.095

### 8.SOLDERING FOOTPRINT



## X-ON Electronics

Largest Supplier of Electrical and Electronic Components

*Click to view similar products for [MOSFET](#) category:*

*Click to view products by [Leshan](#) manufacturer:*

Other Similar products are found below :

[614233C](#) [648584F](#) [MCH3443-TL-E](#) [MCH6422-TL-E](#) [FDPF9N50NZ](#) [FW216A-TL-2W](#) [FW231A-TL-E](#) [APT5010JVR](#) [NTNS3A92PZT5G](#)  
[IRF100S201](#) [JANTX2N5237](#) [2SK2464-TL-E](#) [2SK3818-DL-E](#) [FCA20N60\\_F109](#) [FDZ595PZ](#) [STD6600NT4G](#) [FSS804-TL-E](#) [2SJ277-DL-E](#)  
[2SK1691-DL-E](#) [2SK2545\(Q,T\)](#) [D2294UK](#) [405094E](#) [423220D](#) [MCH6646-TL-E](#) [TPCC8103,L1Q\(CM](#) [367-8430-0972-503](#) [VN1206L](#)  
[424134F](#) [026935X](#) [051075F](#) [SBVS138LT1G](#) [614234A](#) [715780A](#) [NTNS3166NZT5G](#) [751625C](#) [873612G](#) [IRF7380TRHR](#)  
[IPS70R2K0CEAKMA1](#) [RJK60S3DPP-E0#T2](#) [RJK60S5DPK-M0#T0](#) [APT5010JVFR](#) [APT12031JFLL](#) [APT12040JVR](#) [DMN3404LQ-7](#)  
[NTE6400](#) [JANTX2N6796U](#) [JANTX2N6784U](#) [JANTXV2N5416U4](#) [SQM110N05-06L-GE3](#) [SIHF35N60E-GE3](#)