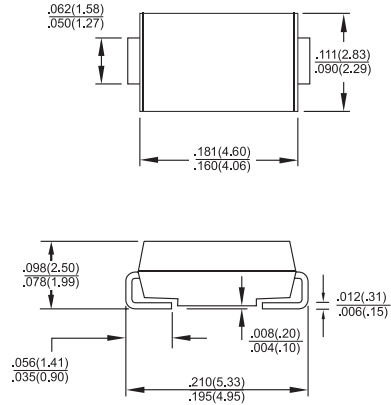


## Surface Mount Schottky Rectifiers

### SMA/DO-214AC

#### Features

- ✧ For surface mounted application
- ✧ Easy pick and place
- ✧ Metal to silicon rectifier, majority carrier conduction
- ✧ Low power loss, high efficiency
- ✧ High current capability, low VF
- ✧ High surge current capability
- ✧ Plastic material used carriers Underwriters Laboratory Classification 94V-0
- ✧ Epitaxial construction
- ✧ High temperature soldering: 260°C / 10 seconds at terminals



#### Mechanical Data

- ✧ Case: JEDEC DO-214AC Molded plastic
- ✧ Terminals: Pure tin plated, lead free
- ✧ Polarity: Indicated by cathode band
- ✧ Packaging: 16mm tape per EIA STD RS-481

Dimensions in inches and (millimeters)

### Maximum Ratings and Electrical Characteristics

Rating at 25°C ambient temperature unless otherwise specified.

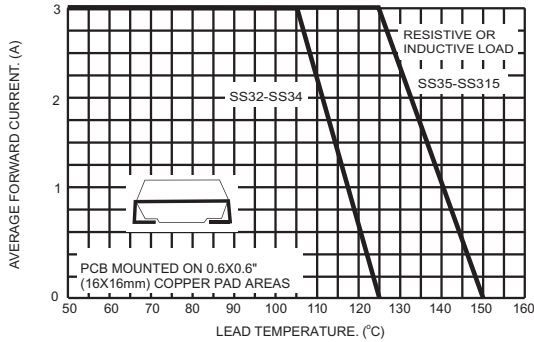
Single phase, half wave, 60 Hz, resistive or inductive load.

For capacitive load, derate current by 20%

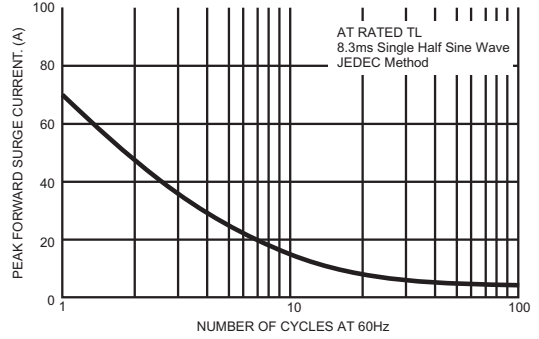
Type Number	Symbol	SS 32	SS 33	SS 34	SS 35	SS 36	SS 39	SS 310	Units
Maximum Recurrent Peak Reverse Voltage	$V_{RRM}$	20	30	40	50	60	90	100	V
Maximum RMS Voltage	$V_{RMS}$	14	21	28	35	42	63	70	V
Maximum DC Blocking Voltage	$V_{DC}$	20	30	40	50	60	90	100	V
Maximum Average Forward Rectified Current at $T_L$ (See Fig. 1)	$I_{(AV)}$	3.0							A
Peak Forward Surge Current, 8.3 ms Single Half Sine-wave Superimposed on Rated Load (JEDEC method)	$I_{FSM}$	100				70			A
Maximum Instantaneous Forward Voltage (Note 1) IF= 3.0A @ 25°C @ 100°C	$V_F$	0.5 0.4		0.75 0.65		0.85 0.70		V	
Maximum DC Reverse Current @ $T_A=25^\circ\text{C}$ at Rated DC Blocking Voltage @ $T_A=125^\circ\text{C}$	$I_R$	0.5 10				0.1 5		0.5	mA mA
Typical Thermal Resistance ( Note 2 )	$R_{\theta JL}$ $R_{\theta JA}$	17 55							°C/W
Operating Temperature Range	$T_J$	-55 to +125				-55 to +150			°C
Storage Temperature Range	$T_{STG}$	-55 to +150							°C

Notes: 1. Pulse Test with PW=300 usec, 1% Duty Cycle

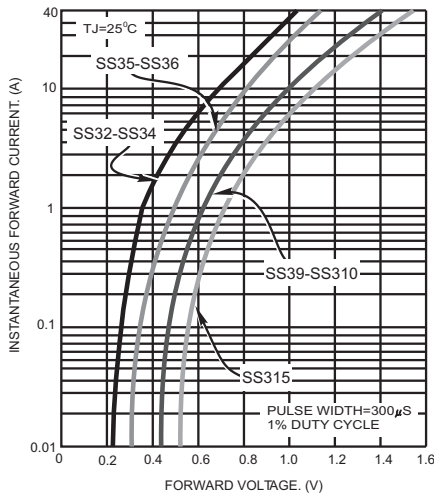
**FIG.1- MAXIMUM FORWARD CURRENT DERATING CURVE**



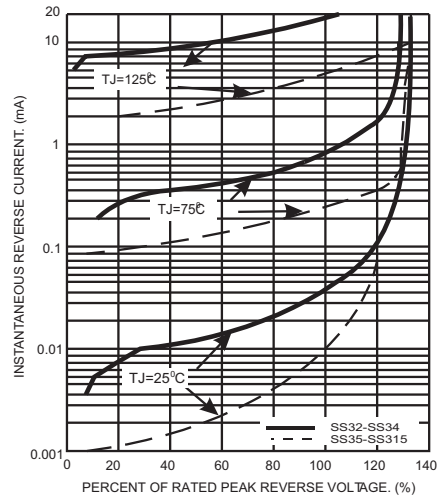
**FIG.2- MAXIMUM NON-REPETITIVE PEAK FORWARD SURGE CURRENT**



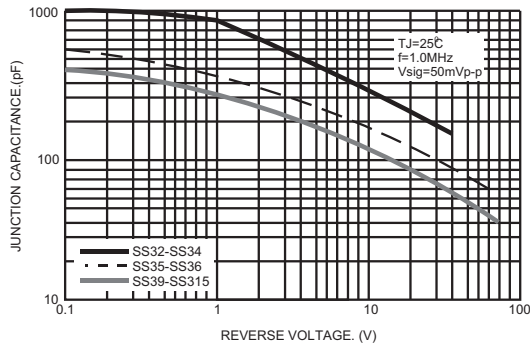
**FIG.3- TYPICAL FORWARD CHARACTERISTICS**



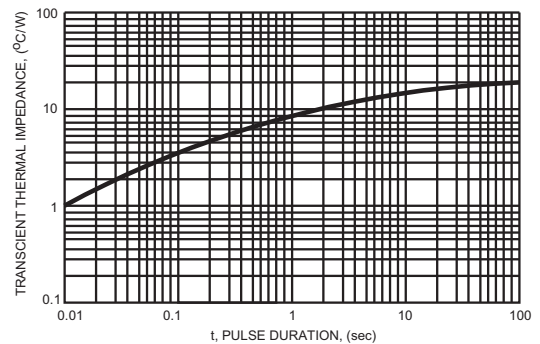
**FIG.4- TYPICAL REVERSE CHARACTERISTICS**



**FIG.5- TYPICAL JUNCTION CAPACITANCE**



**FIG.6- TYPICAL TRANSIENT THERMAL CHARACTERISTICS**



## X-ON Electronics

Largest Supplier of Electrical and Electronic Components

*Click to view similar products for [Schottky Diodes & Rectifiers](#) category:*

*Click to view products by [SLKORMICRO](#) manufacturer:*

Other Similar products are found below :

[CUS06\(TE85L,Q,M\)](#) [MA4E2039](#) [D1FH3-5063](#) [MBR0530L-TP](#) [MBR10100CT-BP](#) [MBR30H100MFST1G](#) [MMBD301M3T5G](#) [PMAD1103-LF](#) [PMAD1108-LF](#) [RB160M-50TR](#) [RB520S-30](#) [RB551V-30](#) [DD350N18K](#) [DZ435N40K](#) [DZ600N16K](#) [BAS16E6433HTMA1](#) [BAS 3010S-02LRH E6327](#) [BAT 54-02LRH E6327](#) [IDL02G65C5XUMA1](#) [NSR05F40QNXT5G](#) [NSVR05F40NXT5G](#) [JANS1N6640](#) [SB07-03C-TB-H](#) [SB1003M3-TL-W](#) [SBAT54CWT1G](#) [SBM30-03-TR-E](#) [SBS818-TL-E](#) [SK32A-LTP](#) [SK33A-TP](#) [SK34A-TP](#) [SK34B-TP](#) [SMD1200PL-TP](#) [ACDBN160-HF](#) [SS3003CH-TL-E](#) [STPS30S45CW](#) [PDS3100Q-7](#) [GA01SHT18](#) [CRS10I30A\(TE85L,QM\)](#) [MBR1240MFST1G](#) [MBRB30H30CT-1G](#) [BAS28E6433HTMA1](#) [BAS 70-02L E6327](#) [HSB123JTR-E](#) [JANTX1N5712-1](#) [VS-STPS40L45CW-N3](#) [DD350N12K](#) [SB007-03C-TB-E](#) [SB10015M-TL-E](#) [SB1003M3-TL-E](#) [SK110-LTP](#)