

# RB751V-40

## 30mA Surface Mount Small Signal Schottky Diode- 40V

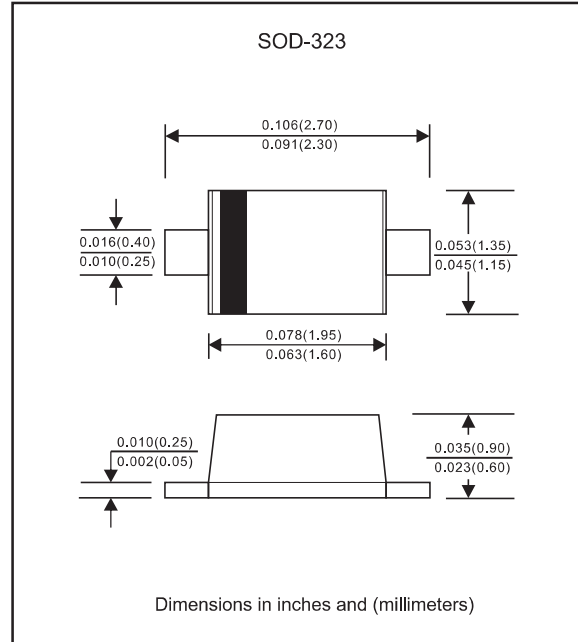
### Features

- Low Forward Voltage Drop
- Flat Lead SOD-323FL Small Outline Plastic Package
- Surface Device Type Mounting
- Lead-free parts for green partner, exceeds environmental standards of MIL-STD-19500 /228
- Compliant to Halogen-free

### Mechanical data

- Epoxy:UL94-VO rated flame retardant
- Case : Molded plastic, SOD-323
- Terminals : Solder plated, solderable per MIL-STD-750, Method 2026
- Polarity : Indicated by cathode band
- Mounting Position : Any

### Package outline



### Maximum ratings (AT $T_A=25^\circ\text{C}$ unless otherwise noted)

| PARAMETER                           | CONDITIONS      | Symbol    | Value    | UNIT             |
|-------------------------------------|-----------------|-----------|----------|------------------|
| Power Dissipation                   |                 | $P_D$     | 200      | mW               |
| Repetitive Peak Reverse Voltage     |                 | $V_{RRM}$ | 40       | V                |
| Reverse Voltage                     |                 | $V_R$     | 30       | V                |
| Forward Current                     |                 | $I_F$     | 30       | mA               |
| Non-Repetitive Peak Forward Current | 60Hz for 1cycle | $I_{FSM}$ | 500      | mA               |
| Operating Junction Temperature      |                 | $T_J$     | +125     | $^\circ\text{C}$ |
| Storage Temperature Range           |                 | $T_{STG}$ | -55~+125 | $^\circ\text{C}$ |

These ratings are limiting values above which the serviceability of the diode may be impaired.

### Electrical Characteristics (AT $T_A=25^\circ\text{C}$ unless otherwise noted)

| PARAMETER         | CONDITIONS                           | Symbol   | MIN. | TYP. | MAX. | UNIT          |
|-------------------|--------------------------------------|----------|------|------|------|---------------|
| Breakdown Voltage | $I_R = 10\mu\text{A}$                | $V_{BR}$ | 30   |      |      | V             |
| Forward voltage   | $I_F = 1.0 \text{ mA}$               | $V_F$    |      |      | 0.37 | V             |
| Reverse current   | $V_R = 30 \text{ V}$                 | $I_R$    |      |      | 0.5  | $\mu\text{A}$ |
| Diode capacitance | $V_R = 1 \text{ V}, f = 1\text{MHz}$ | $C_T$    |      | 2.0  |      | pF            |

## Rating and characteristic curves (RB751V-40)

FIG.1-TYPICAL FORWARD CHARACTERISTICS

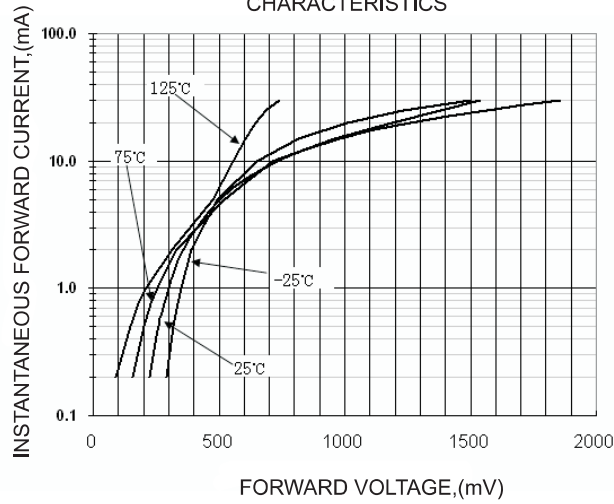


FIG.2 - TYPICAL REVERSE CHARACTERISTICS

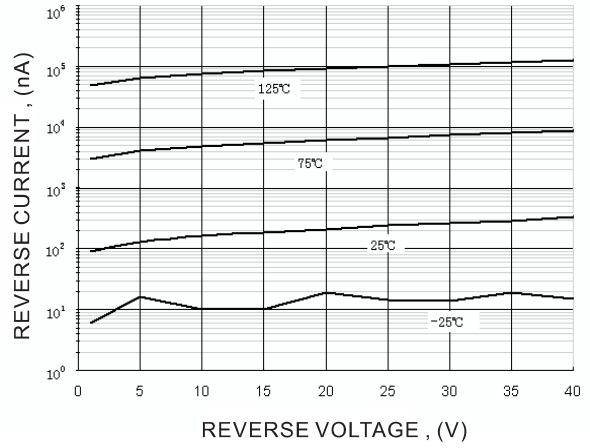
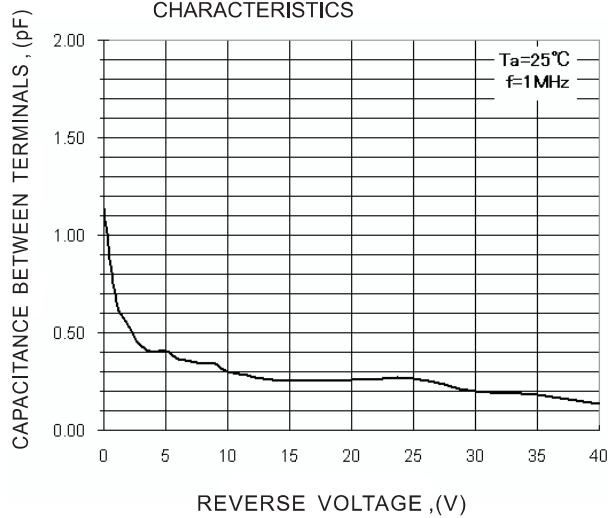




FIG.3-CAPACITANCE BETWEEN TERMINALS CHARACTERISTICS



# RB751V-40

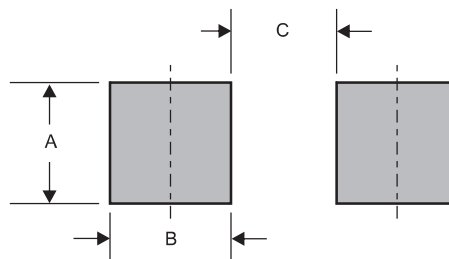
## Pinning information

| Pin                        | Simplified outline  | Symbol  |
|----------------------------|---|---|
| Pin1 cathode<br>Pin2 anode |  |  |

## Marking

| Type number | Marking code |
|-------------|--------------|
| RB751V-40   | B5,C9        |

## Suggested solder pad layout



Dimensions in inches and (millimeters)

| PACKAGE | A            | B            | C            |
|---------|--------------|--------------|--------------|
| SOD-323 | 0.032 (0.82) | 0.022 (0.56) | 0.069 (1.75) |

## Reel packing

| PACKAGE | REEL SIZE | REEL (pcs) | COMPONENT SPACING (m/m) | BOX (pcs) | INNER BOX (m/m) | REEL DIA, (m/m) | CARTON SIZE (m/m) | CARTON (pcs) | APPROX. GROSS WEIGHT (kg) |
|---------|-----------|------------|-------------------------|-----------|-----------------|-----------------|-------------------|--------------|---------------------------|
| SOD-323 | 7"        | 3,000      | 4.0                     | 30,000    | 183*183*123     | 178             | 382*262*387       | 240,000      | 9.5                       |

## X-ON Electronics

Largest Supplier of Electrical and Electronic Components

*Click to view similar products for [Schottky Diodes & Rectifiers](#) category:*

*Click to view products by [AnBon](#) manufacturer:*

Other Similar products are found below :

[CUS06\(Te85L,Q,M\)](#) [MA4E2039](#) [D1FH3-5063](#) [MBR0530L-TP](#) [MBR10100CT-BP](#) [MBR30H100MFST1G](#) [MMBD301M3T5G](#) [PMAD1103-LF](#) [PMAD1108-LF](#) [RB160M-50TR](#) [RB520S-30](#) [RB551V-30](#) [DD350N18K](#) [DZ435N40K](#) [DZ600N16K](#) [BAS16E6433HTMA1](#) [BAS 3010S-02LRH E6327](#) [BAT 54-02LRH E6327](#) [IDL02G65C5XUMA1](#) [NSR05F40QNXT5G](#) [NSVR05F40NXT5G](#) [JANS1N6640](#) [SB07-03C-TB-H](#) [SB1003M3-TL-W](#) [SBAT54CWT1G](#) [SBM30-03-TR-E](#) [SBS818-TL-E](#) [SK32A-LTP](#) [SK33A-TP](#) [SK34A-TP](#) [SK34B-TP](#) [SMD1200PL-TP](#) [ACDBN160-HF](#) [SS3003CH-TL-E](#) [STPS30S45CW](#) [PDS3100Q-7](#) [GA01SHT18](#) [CRS10I30A\(Te85L,QM\)](#) [MBR1240MFST1G](#) [MBRB30H30CT-1G](#) [BAS28E6433HTMA1](#) [BAS 70-02L E6327](#) [HSB123JTR-E](#) [JANTX1N5712-1](#) [VS-STPS40L45CW-N3](#) [DD350N12K](#) [SB007-03C-TB-E](#) [SB10015M-TL-E](#) [SB1003M3-TL-E](#) [SK110-LTP](#)