

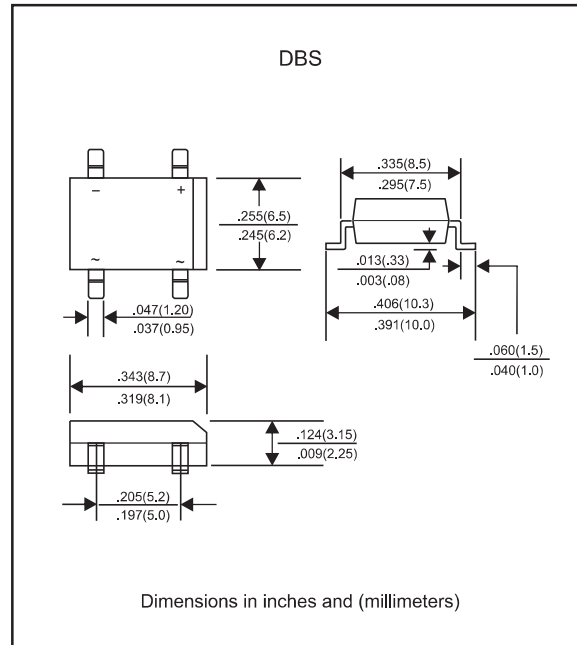
Features

- Surge overload ratings to 60 amperes peak.
- Save space on printed circuit board.
- Ideal for automated replacement.
- Reliable low cost construction utilizing molded plastic technology results in inexpensive product.
- Glass passivated chip junctions.
- Lead-free parts meet RoHS requirements.
- UL recognized file # E321971
- Suffix "-H" indicates Halogen free parts, ex. DB201S-H.

Mechanical data

- Epoxy:UL94-V0 rated flame retardant
- Case : Molded plastic, DBS
- Terminals : Solder plated, solderable per MIL-STD-750, Method 2026
- Polarity : marked on body
- Mounting Position : Any
- Weight : Approximated 0.32 gram

Package outline



Maximum ratings and Electrical Characteristics (AT $T_A=25^\circ\text{C}$ unless otherwise noted)

PARAMETER	CONDITIONS	Symbol	MIN.	TYP.	MAX.	UNIT
Forward rectified current	See Fig.1	I_O			2.0	A
Forward surge current	8.3ms single half sine-wave superimposed on rate load (JEDEC methode)	I_{FSM}			60	A
Reverse current	$V_R = V_{RRM}$ $T_J = 25^\circ\text{C}$	I_R			10	uA
	$V_R = V_{RRM}$ $T_J = 125^\circ\text{C}$				500	
I^2t Rating for Fusing	$t < 8.3\text{ms}$	I^2t			15	A^2s
Typical Junction Capacitance Per Element	Measured at 1.0MHz and applied reverse voltage of 4.0V DC	C_J		25		pF
Typical thermal resistance	Junction to ambient mounted on P.C.B with 0.5×0.5 "(13×13 mm) copper pads.	$R_{\theta JA}$		40		$^\circ\text{C}/\text{W}$
Storage temperature		T_{STG}	-65		+175	$^\circ\text{C}$

SYMBOLS	V_{RRM}^{*1} (V)	V_{RMS}^{*2} (V)	V_R^{*3} (V)	V_F^{*4} (V)	Operating temperature T_{Ji} ($^\circ\text{C}$)
DB201S	50	35	50	1.10	-55 to +150
DB202S	100	70	100		
DB203S	200	140	200		
DB204S	400	280	400		
DB205S	600	420	600		
DB206S	800	560	800		
DB207S	1000	700	1000		

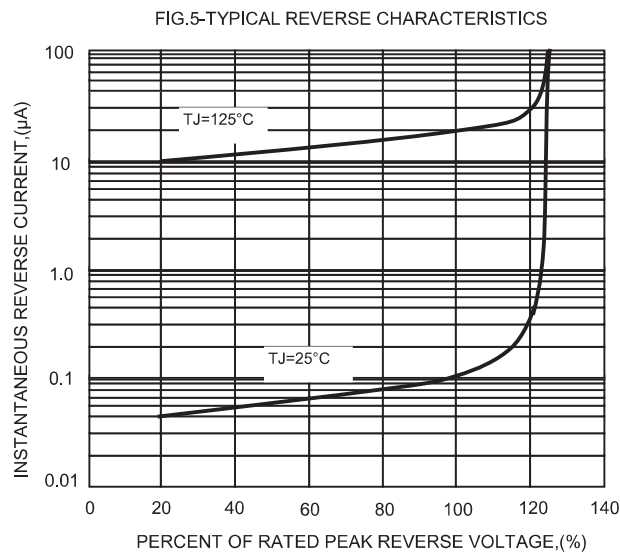
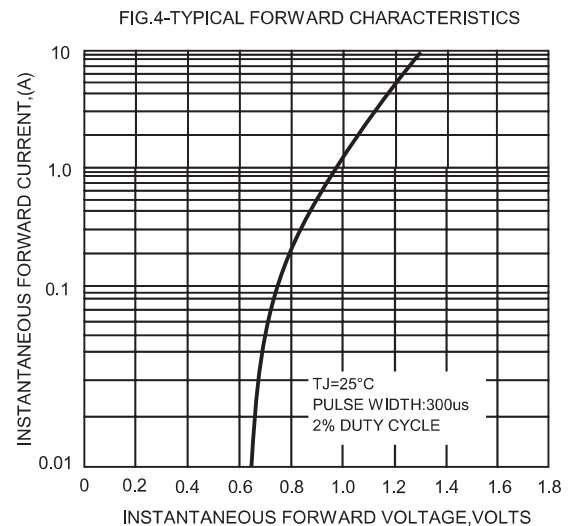
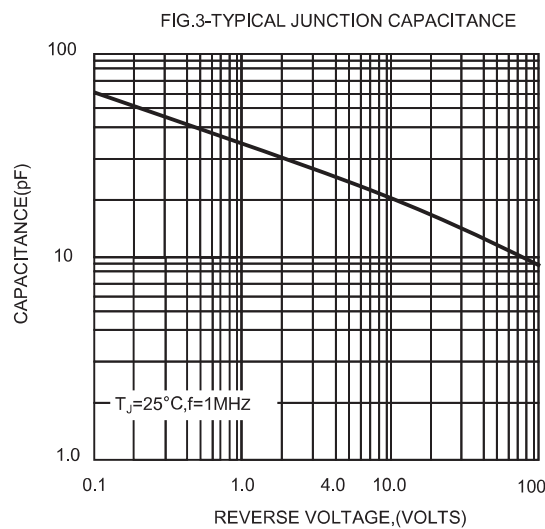
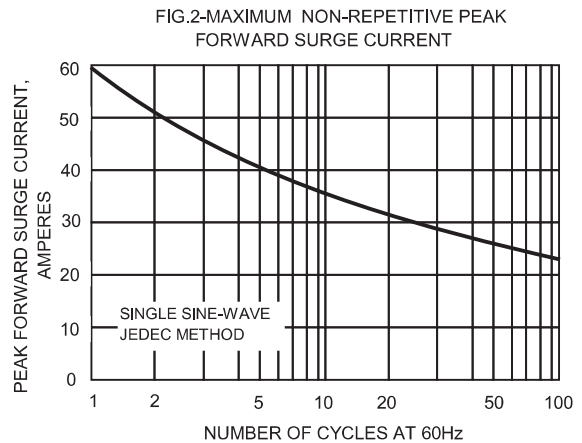
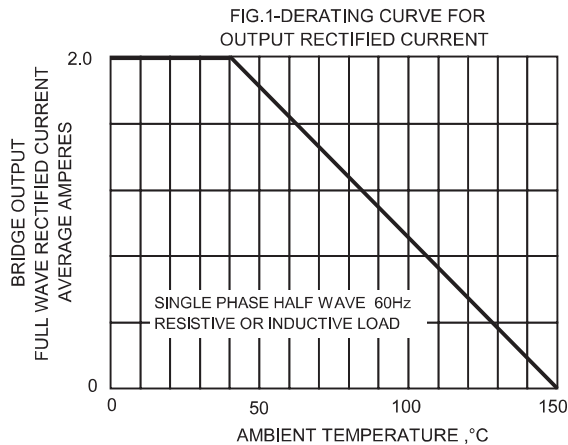
*1 Repetitive peak reverse voltage

*2 RMS voltage

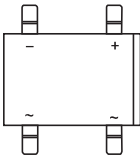
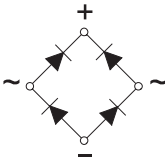
*3 Continuous reverse voltage

*4 Maximum forward voltage@ $I_F=2.0\text{A}$

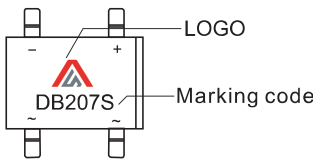
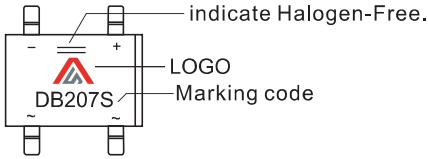
Rating and characteristic curves (DB201S THRU DB207S)



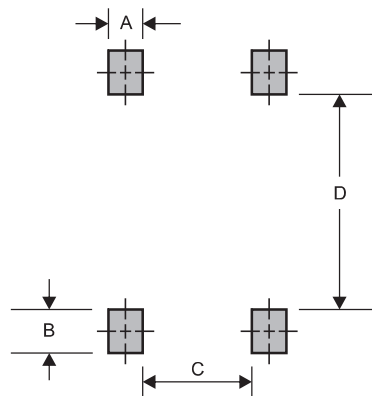
Pinning information

Simplified outline	Symbol
	

Marking

Type number	Marking code	Example	
DB201S	DB201S	1. For Halogen Device	2. For Halogen-free Device
DB202S	DB202S		
DB203S	DB203S		
DB204S	DB204S		
DB205S	DB205S		
DB206S	DB206S		
DB207S	DB207S		

Suggested solder pad layout



Dimensions in inches and (millimeters)

PACKAGE	A	B	C	D
DBS	0.059 (1.50)	0.047 (1.20)	0.157 (4.00)	0.291 (7.40)

X-ON Electronics

Largest Supplier of Electrical and Electronic Components

Click to view similar products for [Bridge Rectifiers](#) category:

Click to view products by [AnBon](#) manufacturer:

Other Similar products are found below :

[G3SBA60-E351](#) [GBJ1504-BP](#) [GBU10B-BP](#) [GBU15J-BP](#) [GBU15K-BP](#) [GBU4A-BP](#) [GBU4D-BP](#) [GBU6B-E3/45](#) [GSIB680-E3/45](#) [DB101-BP](#) [DF10SA-E345](#) [RMB2S](#) [RCG](#) [APT30DF100HJ](#) [APT60DF20HJ](#) [B2S-E3/80](#) [BU1506-E351](#) [BU15085S-E345](#) [BU1508-E3/45](#) [BU1510-E3/45](#) [RS404GL-BP](#) [RS405GL-BP](#) [G3SBA20-E3/51](#) [G5SBA20-E3/51](#) [G5SBA60-E3/51](#) [GBJ1502-BP](#) [GBL02-E351](#) [GBL10-E3/45](#) [GBU10J-BP](#) [GBU4J-BP](#) [GBU4K-BP](#) [GBU8B-E3/45](#) [GBU8D-BP](#) [GBU8J-BP](#) [GSIB1520-E3/45](#) [MB1510](#) [MB352W](#) [MB6M-G](#) [B2M-E345](#) [B40C7000A](#) [B500C7000A](#) [MP5010W-BP](#) [MP501W-BP](#) [MP502-BP](#) [BR1005-BP](#) [BR101-BP](#) [BU1006-E345](#) [BU12065S-E3/45](#) [BU1508-E3/51](#) [BU2006-E3/45](#) [BU2008-E345](#)