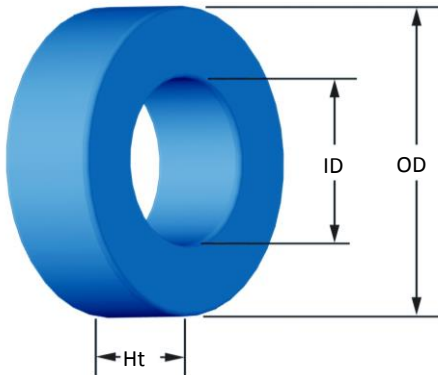


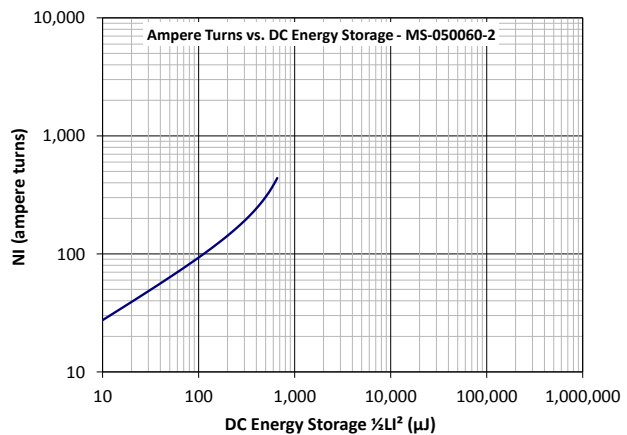
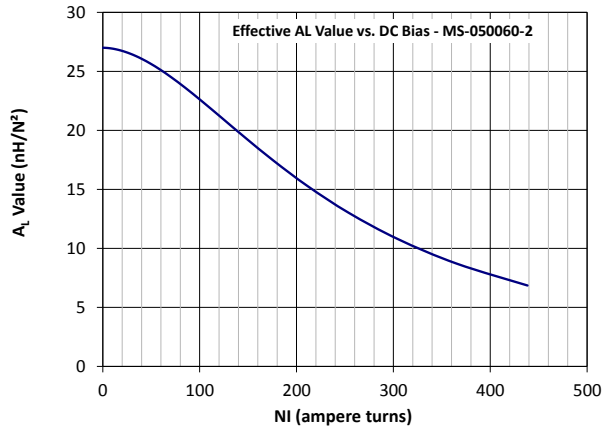
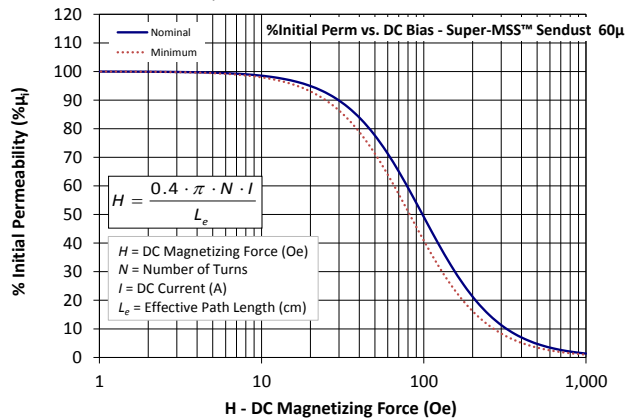
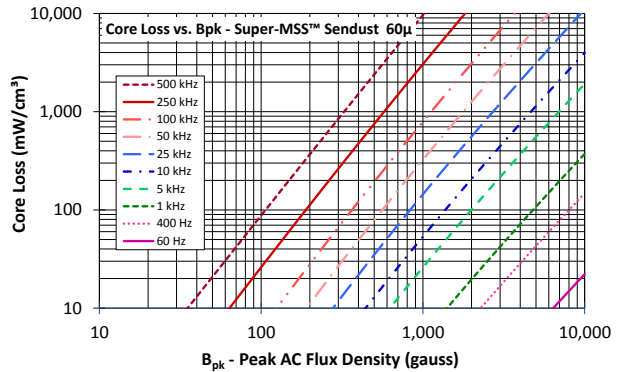


**Part Number:** **MS-050060-2**  
Revision 20140225 - Generated 12-Mar-2014



<b>OD</b>	(nom. - bare core)	12.70 mm	0.500 in
	(max. - after coating)	13.46 mm	0.530 in
<b>ID</b>	(nom. - bare core)	7.62 mm	0.300 in
	(min. - after coating)	6.99 mm	0.275 in
<b>Ht</b>	(nom. - bare core)	4.75 mm	0.187 in
	(max. - after coating)	5.51 mm	0.217 in
<b>Mass</b>	(approximate)	2.1 grams	
<b>Magnetic Dimensions</b>	$A_e$ - Eff. Mag. Cross Section	0.114 cm <sup>2</sup>	
	$L_e$ - Eff. Mag. Path Length	3.12 cm	
	$V_e$ - Eff. Core Volume	0.356 cm <sup>3</sup>	
	WA - Min. Eff. Window Area	0.383 cm <sup>2</sup>	
	sa - Surface Area	6.67 cm <sup>2</sup>	
	mlt - mean length per turn	2.10 cm	
<b>Inductance</b>	$\mu_i$ (reference)	60	
	$A_L$ value (nominal)	27 nH/N <sup>2</sup>	
	Test Winding	N=50, #28 AWG	
	Frequency	10 kHz	
	Voltage on Agilent 4284A	0.025 V	
	AL tolerance	±8%	
<b>Core Loss</b>	$\text{Core Loss (mW/cm}^3\text{)} = \frac{f}{\frac{a}{B_{pk}^3} + \frac{b}{B_{pk}^{2.3}} + \frac{c}{B_{pk}^{1.65}}} + d \cdot B_{pk}^2 \cdot f^2$		
	where $B_{pk}$ expressed in gauss, $f$ expressed in hertz, and: $a=7.890E+09$ , $b=7.111E+08$ , $c=8.980E+06$ , $d=2.846E-14$		
	$B_{pk}$	1000 G	
	frequency	50 kHz	
	Core Loss (nominal)	323 mW/cm <sup>3</sup>	
Core Loss (maximum)	372 mW/cm <sup>3</sup>		
<b>DC Saturation</b>	$\% \mu_i = \frac{1}{a + b \cdot H^c} + d$		
	where H expressed in oersteds, and: $a=1.000E-02$ , $b=2.151E-06$ , $c=1.841$ , $d=0.000$		
	$H_{DC}$	100 Oe	
	Percent Initial Perm.(nom.)	49.2%	
Percent Initial Perm.(min.)	40.9%		
<b>Coating/Pkg</b>	Coating Type:	Blue Epoxy	
	Voltage Breakdown (min.)	1000 Vrms	
	Limit	0.1 mA, 5 s	
	Package Quantity	5,400 Pcs/Box	

<b>Winding Table</b>	<b>Wire Size</b>	AWG	16	18	20	22	24	26	28	30	32	34	36
		mm	1.250	1.000	0.800	0.630	0.500	0.400	0.315	0.250	0.200	0.160	0.125
	<b>Single Layer</b>	Turns	11	15	19	24	31	39	50	63	79	98	123
		Rdc(Ω)	3.0 m	6.6 m	13.3 m	26.6 m	54.7 m	109.5 m	223.3 m	447.5 m	892.5 m	1.8	3.5
<b>Full Winding</b>	Turns	12	18	28	43	66	102	158	245	380	587	909	
	Rdc(Ω)	3.3 m	7.9 m	19.5 m	47.7 m	116.6 m	286.5 m	705.7 m	1.7	4.3	10.5	26.0	



## X-ON Electronics

Largest Supplier of Electrical and Electronic Components

*Click to view similar products for [Ferrite Toroids / Ferrite Rings](#) category:*

*Click to view products by [Arnold](#) manufacturer:*

Other Similar products are found below :

[5943001601](#) [28B0200-4](#) [28B0250-1](#) [29D3800-000](#) [28B0137-3](#) [4327 018 35221](#) [432703013571](#) [432703033201](#) [4327 030 37511](#) [4327 030 37911](#) [4327 030 57161](#) [432703057191](#) [B62152P0007X030](#) [432202090241](#) [432202101631](#) [432202133882](#) [432703012441](#) [4327 030 12521](#) [4327 030 57111](#) [5343232001](#) [5943000901](#) [432703034521](#) [5961004101](#) [5961000621](#) [4078034621](#) [4077378111](#) [28B1250-2](#) [28B2000-3](#) [28B1387-1](#) [B64291A1304X000](#) [28B2400-0](#) [B64290A0699X010](#) [5510-017](#) [5961000811](#) [CBCT-35-1](#) [CBCT-120-1](#) [CBCT-70-1](#) [5977004801](#) [5976000201](#) [5968003801](#) [5975011101](#) [5977000501](#) [5978008001](#) [28B0355-0](#) [7427018](#) [M-060](#) [CST29/19/7.5-4S2](#) [T9X8X5](#) [4077485111](#)  
[TN10/6/4-3F3](#)