| SYMBOL DEFINITION | | MISSING SYMBOLS |
|---|---|---|
| A DIMENSION WITHOUT AN INSPECTION REPORT SYMBOL DOES NOT REQUIRE INSPECTION. IT MAY BE CONTROLLED ON THE INDIVIDUAL COMPONENT DRAWING. | TOTAL NO OF INSPECTIONS REQUIRED: 31 | NO MISSING SYMBOL NUMBER |
| | LAST NO. USED: 21 | |

| DWG STATUS DATE | STS | REV | N/P | CHG | ZONE | REVISION HISTORY | AUTH | DR | APVD 1 | APVD 2 |
|---|---|---|---|---|---|---|---|---|---|---|
| 05APD9 | R | 01 | - | - | | CLEARED REV COLUMN & "SHT 1 OF 6" WAS "SHT 1 OF 5" | 001095 | FWD | FKV | CD |
| 11DC00 | R | 02 | - | - | | 12052466 - REVISED CORE WING ATTRIBUTE FROM SKIVE TO STAMP SERRATION, REVISED MATERIAL SPEC WAS P06644BM | 293713 | JMR | JMR | LF |
| 24SED1 | R | 03 | - | - | | 12266471 - ADDED TO CUSTOMER PART DRAWING | 213895 | AKJ | AKJ | DS |
| 23MF02 | R | 04 | - | - | | REMOVED CUSTOMER STAMP FOR PART NUMBER 12047767 | 227770 | JEB | JEB | DS |
| 12DE01 | R | 05 | - | - | | 15305306 - REVISED REV LEVEL | 218490 | RAO | BEG | BMC |
| 17SE31 | R | 06 | - | - | | 12047767 - UPDATED PDM ATTRIBUTES | 245985 | KDK | BB | TW |
| 14DC03 | R | 07 | - | - | | 15317766, 15305306, 12064971, 12047687 - MATERIAL SPEC WAS M3604459 | 249588 | KDK | TLD | BG |
| 17FE04 | - | 08 | - | - | | 12047767, 12052466, 12064971, 12160812, 15305306 & 15317766 - T.O.D. UPDATED | 256621 | JS | JS | BG |
| 19DC04 | R | 09 | - | - | | 12064971, 15317766, 15305306, 12160812, 12052466 & 12047767 - ADDED TERMINAL ID NOTE | 266108 | CTR | JVM | MKW |
| 13JA05 | R | 10 | - | - | | 12047767 - UPDATED PDM ATTRIBUTES | 262266 | KMM | MDW | BDG |
| 17MR05 | R | 11 | - | - | | ALL ACTIVE PARTS - UPDATED PDM ATTRIBUTES | 265692 | AKJ | AKJ | BDG |
| 20APD5 | R | 12 | - | - | | 12047767 - MAT'L SPEC WAS M3604459 | 267141 | MDK | FRD | BDG |
| 21JL05 | R | 13 | - | - | | 12047767 & 12064971 - CREATED NISSAN CUSTOMER PART DRAWING | 269749 | RTV | AUG | TAY |
| 27SE05 | R | 14 | - | - | | 15317766, 15305306, 12160812, 12064971, 12052466 & 12047767 - ADDED EXCLUDING COIN TO DIM G | 269136 | RTV | FRD | MKW |
| 09MR06 | R | 15 | - | - | | 12047767, 12052466 & 12064971 - UPDATED PDM ATTRIBUTES | 276509 | JBD | AUG | JES |
| 16JN06 | R | 16 | - | - | | ALL ACTIVE PARTS - PSD WAS #6 & DIM #2 WAS 2.45 MAX | 281779 | JTZ | JVM | BDG |
| 14DC08 | R | 17 | - | - | | 13737252 - RELEASED | 406418 | RHB | JHP | RHG |
| 19MR09 | R | 18 | - | - | | ALL ACTIVE PARTS - UPDATED MAT'L CALLOUT | 407590 | LDB | GLG | GEM |
| 26MF12 | R | 19 | - | - | | 13964351 & 13964643 - RELEASED | 418326 | AKB | JAA | RF |
| 01JN12 | R | 20 | - | - | | ALL AVAILABLE PARTS - ADDED "USED MATERIAL" NOTE | 418407 | AKB | JAA | RF |

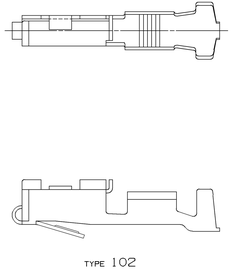


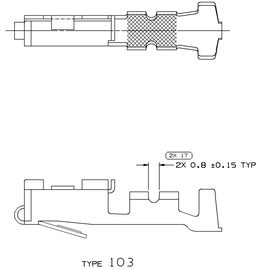


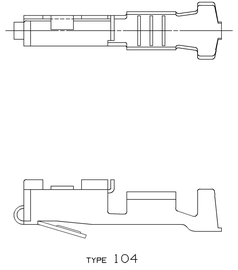


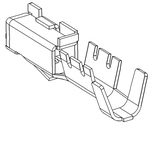

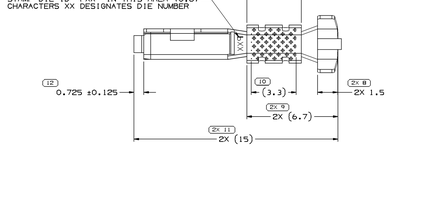


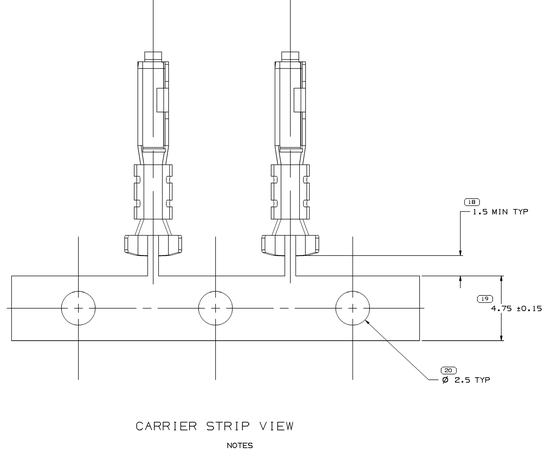


CARRIER STRIP VIEW

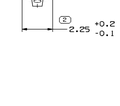


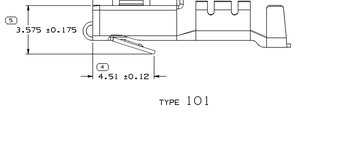


TYPE 101

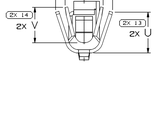


NOTES

1. UNLESS OTHERWISE SPECIFIED AND/OR INDICATED:

   DIMENSIONS ARE TO FACE OF VIEW SHOWN AND AUTOMATICALLY ROUNDED BY COMPUTER FOR INSPECTION. (SEE MATH MODEL FOR PRECISE DIMENSION) FOR ALL OTHER DIMENSIONS NOT SHOWN BUT REQUIRED FOR TOOL BUILD, SEE MATH MODEL FOR PRECISE TOOL PATH DATA.

2. TERMINAL ENGAGE 3N TO 10N TERMINAL DISENGAGE 1.5N TO 8N WHEN MATED TO A 0.81 THICK X 1.5 WIDE HARDENED STEEL BLADE.

3. "PXX" INDICATES "P" PLUS LAST TWO DIGITS OF MAKE SERIES NUMBER (P01, P02, P03, ETC).

4. DO NOT PROBE, TEST OR OTHERWISE CONTACT THE INTERIOR REGION (THE SPRING OR ANY MOVING PART) OF THIS TERMINAL. SEVERE DAMAGE CAN OCCUR, COMPROMISING THE PERFORMANCE OF THE ELECTRICAL INTERFACE.

5. MATERIAL USED IS C654 - TIN PLATED SILICON BRONZE

| | | | | | | | | | | | | | | | | | | |
|---|---|---|---|---|---|---|---|---|---|---|---|---|---|---|---|---|---|---|
| | | | 0.25 X 29 | | 13964643 | 01 | AA | RESTRICTED | SEE NOTE #5 | 1.0-8 | 17 | 2.4-1.7 | 101 | 4.2 | 2.8 | 10.08 | 3 | 2.6 |
| - | - | - | 0.25 X 29 | - | 13964351 | 01 | AA | RESTRICTED | SEE NOTE #5 | 0.5-0.35 | 21 | 2.2-1.3 | 101 | 3.5 | 2.1 | 10.08 | - | 2.1 |
| | | | 0.25 X 29 | | 13737252 | 01 | AB | | COPPER ALLOY TIN PLATED | 0.22-0.13 | 25 | 1.1-0.81 | 104 | 1.9±0.2 | 1.6±0.1.5 | 10.08 | 1.9 | 1.45 |
| | | | 0.25 X 29 | | 15317766 | 03 | AF | | COPPER ALLOY TIN PLATED | 0.5-0.35 | 21 | 1.3-1.2 | 101 | 2.3 | 2.1 | 10.08 | - | - |
| | | | 0.25 X 29 | | 15305306 | 03 | AF | | COPPER ALLOY TIN PLATED | 0.35-0.6 | 226 | - | 104 | 4.2 | 2.8 | 10.08 | - | - |
| | | | 0.25 X 29 | | 12160812 | 03 | AF | - | COPPER ALLOY SELECTIVE GOLD PLATED | 1.0-8-0.5 | 17 | 2.4-1.7 | 101 | 4.2 | 2.8 | 10.08 | - | - |
| | | | 0.25 X 29 | | 12194230 | B | - | - | COPPER ALLOY TIN PLATED | 1.0-8 | 17 | 2.4-1.7 | 101 | 4.2 | 2.8 | 10.08 | - | - |
| | | | 0.25 X 29 | | 12064971 | 06 | AH | - | COPPER ALLOY TIN PLATED | 0.5-0.35 | 21 | 2.2-1.3 | 101 | 3.5 | 2.1 | 10.08 | - | 2.1 |
| | | | 0.25 X 29 | | 12052466 | 07 | AG | - | COPPER ALLOY TIN PLATED | 0.2 | 24 | 1.2 | 104 | 2.6 | 1.5 ±0.1 | 10.08 | - | - |
| | | | 0.25 X 30.18 | | 12048160 | F1 | - | - | COPPER ALLOY TIN PLATED | 1 | 16 | 2.64-2.48 | 103 | 4.7 | 3.6 | 10.08 | - | - |
| 12047881 | A1 | - | 0.25 X 29 | COPPER ALLOY | 12047767 | 11 | AK | - | COPPER ALLOY TIN PLATED | 1.0-8 | 17 | 2.4-1.7 | 101 | 4.2 | 2.8 | 10.08 | - | 2.6 |
| | | | 0.25 X 30.18 | | 12047687 | F1 | - | - | COPPER ALLOY TIN PLATED | 0.35 | 22 | 2-1.84 | 101 | 3.4 | 2.2 | 10.08 | - | - |
| PART NO | REV | N/P | MAT'L SIZE | MAT'L SPEC | PART NO | REV | N/P | RESTRICTED | MAT'L SPEC | SIZE (MM²) | ID | DIA | TYPE | F ±0.3 | G ±0.2 | R | (U) | (V) |
| UNPLATED | | | | | PLATED | | | | | CABLE | | | | | | | | |

DRAWING NUMBER 12047884
SIZE A1x3 | SCALE 10:1 | SHEET 2 OF 2 | 1 OF 7 | REV R | 20 -

(Z) PROCESS SENSITIVE DIMENSION

DIMENSIONS ENCLOSED IN 2 INDICATE MATERIAL DIMENSIONS, NOT ON TOLERANCE LIMITS AND EXTRA TIMES

| DIMENSIONAL POWER (NM) | DIGIT ID |
|---|---|
| FROM 0 TO 3 | 0 |
| FROM 3 TO 12 | 1 |
| FROM 12 | 2 |

TOLERANCE UNLESS OTHERWISE SPECIFIED
.XX ±0.4
.XXX ±0.1
ANGULAR TOLERANCE ±0.5°

THIRD ANGLE PROJECTION

DO NOT SCALE

USE MATH DATA

NX

THIS DOCUMENT IS THE ORIGINAL WORK OF DELPHI AND INCLUDES ANY PHYSICAL PARTS ARE NOT AVAILABLE FOR ORDERING.

PART NUMBERS THAT DO NOT HAVE A LINE PRESENT INDICATE THAT PHYSICAL PARTS ARE AVAILABLE FOR ORDERING.

CONTACT DELPHI SALES TO ASSURE AVAILABILITY OF PARTS.

COPYRIGHT 1994 DELPHI. COPYRIGHT 1995, 96-98 ITS AFFILIATES. ALL RIGHTS RESERVED.

THIS DRAWING IS THE PROPERTY OF DELPHI CORPORATION. THE REPRODUCTION OR DISCLOSURE TO THIRD PARTIES OF THIS DRAWING OR ANY PART THEREOF WITHOUT PRIOR WRITTEN CONSENT OF DELPHI CORPORATION IS PROHIBITED.

DELPHI
DELPHI PACKARD ELECTRICAL/ELECTRONIC ARCHITECTURE
WARREN, OH

| | |
|---|---|
| DWG TYPE | PART DRAWING |
| STYLE | |
| VALUE COMP | SYSTEM CODE: D |

UNLESS OTHERWISE SPECIFIED

THIS DOCUMENT IS IN ACCORDANCE WITH ASME Y14.5M-1994 AS INTERPRET BY THE GLOBAL DIMENSIONING AND TOLERANCING STANDARD (GDTS) AND ANY ADDITIONAL FEATURES NOT OR NOTED DEFINITELY PROVIDED BY SYSTEM REFERENCE.

ALL DIMENSIONS ARE IN MILLIMETERS

REFERENCE

| | | DATE |
|---|---|---|
| DR | | |
| APVD1 | S. LIMON A. | 26AUG96 |
| APVD2 | FRANCISCO KOPCA | 26AUG96 |
| APVD3 | T. BUTTLE | 26OCT96 |
| APVD4 | | |
| APVD5 | | |

SUBSTITUTES OF CONFORM AND RECYCLED CONTENT PER DELPHI (294502)

DESIGN LEVEL
SEE CHART

DRAWING NAME
TAXI TERM F M/P 150 TANG

DRAWING NUMBER
12047884

SIZE A1x3 | SCALE 10:1 | SHEET 2 OF 2 | 1 OF 7 | REV R | 20 -

12047884

Plot: 01-Jan-13 Rev: 0R1
Date: 01-Jan-13 Time: 08:51
C:\Pro/E\Wildfire\Wildfire\Wildfire