
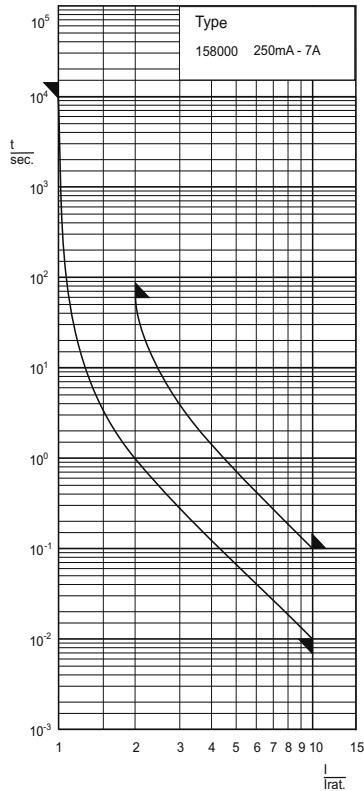


Type
158000



Zeit/Strom-Kennlinien
Time-Current Characteristics



Aufbau / Construction

Isolierkörper / insulating body

Keramikrohr undurchsichtig /
ceramic tube non-transparent

Kontaktkappen / contact caps

Messing, versilbert / brass, silver-plated

Lötwärmebeständigkeit /
resistance to soldering heat:

260 °C, 10 s (nach IEC 60068 / to IEC 60068)

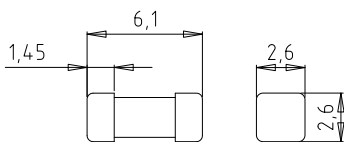
Schmelzeitgrenzwerte / Fusing time limits

Bemessungsstrom Rated Current	1 I _n		2 I _n		2,75 I _n		4 I _n		10 I _n	
	min.	max.	min.	max.	min.	max.	min.	max.	min.	max.
250 mA - 7 A		4 h	60 s	-	-	-	-	-	10 ms	100 ms

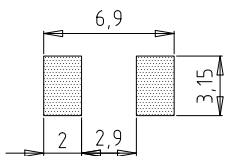
UL 248-14 CSA C22.2 No. 248.14	2,6 x 6,1 mm	125 V	T träge time-lag
-----------------------------------	---------------------	-------	------------------------

Artikel-Nr. Article-no.	Bemessungs- strom Rated Current	Bemessungs- Ausschaltvermögen Rated Breaking Capacity	Spannungsfall Voltage Drop	Kaltwiderstand Cold Resistance	Schmelz- integral I ² t ₉₀ Value	Approbationen Approvals
			mV	mΩ	A ² s	UL rec.
158000.0,25	250 mA	50 A @ AC/DC 125 V	280	900	0,08	✓
158000.0,315	315 mA	50 A @ AC/DC 125 V	260	700	0,16	✓
158000.0,375	375 mA	50 A @ AC/DC 125 V	230	500	0,35	✓
158000.0,4	400 mA	50 A @ AC/DC 125 V	220	450	0,35	✓
158000.0,5	500 mA	50 A @ AC/DC 125 V	200	300	1,0	✓
158000.0,63	630 mA	50 A @ AC/DC 125 V	200	200	1,4	✓
158000.0,75	750 mA	50 A @ AC/DC 125 V	190	170	1,5	✓
158000.0,8	800 mA	50 A @ AC/DC 125 V	170	140	1,5	✓
158000.1	1 A	50 A @ AC/DC 125 V	150	120	4,0	✓
158000.1,25	1,25 A	50 A @ AC/DC 125 V	150	90	4,6	✓
158000.1,5	1,5 A	50 A @ AC/DC 125 V	130	60	4,8	✓
158000.1,6	1,6 A	50 A @ AC/DC 125 V	130	55	4,8	✓
158000.2	2 A	50 A @ AC/DC 125 V	120	45	8,6	✓
158000.2,5	2,5 A	50 A @ AC/DC 125 V	120	30	16	✓
158000.3	3 A	50 A @ AC/DC 125 V	110	23	24	✓
158000.3,15	3,15 A	50 A @ AC/DC 125 V	100	20	24	✓
158000.3,5	3,5 A	50 A @ AC/DC 125 V	100	18	38	✓
158000.4	4 A	50 A @ AC/DC 125 V	100	15	44	✓
158000.5	5 A	50 A @ AC/DC 125 V	90	11	77	✓
158000.6,3	6,3 A	50 A @ AC/DC 125 V	80	8	130	✓
158000.7	7 A	50 A @ AC/DC 125 V	90	8	130	✓

Abmessungen
Dimensions



Empfohlene Anschlussflächen
Recommended pad layout



Type	Abk. Abbr.	Beschreibung Description
158000	-	100 Stück / pieces
	GT	1.000 Stück gegurtet / 1.000 pieces on tape
	z.B./ e.g.	158000.2,5GT

X-ON Electronics

Largest Supplier of Electrical and Electronic Components

Click to view similar products for [Surface Mount Fuses](#) category:

Click to view products by [Siba](#) manufacturer:

Other Similar products are found below :

[FHC20402ADTP](#) [FT600-0500-2](#) [NFVC6125S0R50TRF](#) [SFT-125MA](#) [TF16SN2.00TTD](#) [41921000000](#) [TR/3216LR-500MA](#) [CCP2B20TTE](#)
[TR-3216FF4-R](#) [SST 1-1K](#) [SST 5 -1K](#) [SST 2-1K](#) [TR2-TCP500-R](#) [F60C500V12AS](#) [FCC16501ABTP](#) [FCC16102ABTP](#) [FHC16322ADTP](#)
[0308.250UR](#) [0308.375UR](#) [0308.500UR](#) [0308.750UR](#) [0308001.UR](#) [030801.5UR](#) [FCC16202ABTP](#) [3-122-714](#) [3-122-720](#) [3-122-718](#) [3-122-](#)
[712](#) [3-122-716](#) [03081.25UR](#) [CQ06LF 5A 32V](#) [CQ06LT 5A 32V](#) [SET 2A 125V \(G\)](#) [SET 1A 125V \(G\)](#) [SEF 10A 125V \(G\)](#) [SEF 3A 125V \(G\)](#)
[SEF 4A 125V \(G\)](#) [SEF 6A 125V \(G\)](#) [SEF 7A 125V \(G\)](#) [SET 4A 125V \(G\)](#) [SET 3A 125V \(G\)](#) [SET 5A 125V \(G\)](#) [SET 7A 125V \(G\)](#)
[F0603G0R03FNTR](#) [SKY87604-12](#) [SKY87604-11](#) [SKY87604-13](#) [0154002.DRL](#) [0154008.DRL](#) [0154.125DRL](#)