


MIL-PRF-39006 Series



Military Conventional Wet Tantalum



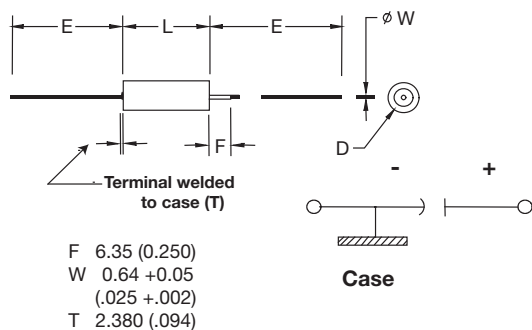
This data sheet contains the MIL-PRF-39006 ratings for which AVX is a qualified approved supplier. This will be continually updated as the qualification expands. For COTS-Plus equivalent ratings please refer to the TWC data sheet located on the website.

This design is an axial leaded tubular case. It includes a welded tantalum can and header assembly that provides a hermetic seal to withstand harsh environments. The 1000 hour failure rates of 1%, 0.1% and 0.01% correspond to "M", "P", and "R" respectively. For details on testing conditions please refer to MIL-PRF-39006.

Currently qualified M39006 ratings include T2-T4 case sizes:

	M Level Reliability Dashes	P Level Reliability Dashes	R Level Reliability Dashes
M39006/22	6V-100V	6V-100V	6V-100V
M39006/25	6V-100V	6V-100V	6V-100V
M39006/30	6V-100V	6V-100V	6V-100V
M39006/31	6V-100V	6V-100V	6V-100V

OUTLINE DIMENSIONS



CASE DIMENSIONS: millimeters (inches)

DSCC Case Size	AVX Case Size	L	D		E
			Basic Case ±0.41 (0.016)	Insulated Case Max	
T1	A	+0.79 (0.031) -0.41 (0.016)	4.78 (0.188)	5.56 (0.219)	±6.35 (0.250)
T2	B	16.28 (0.641)	7.14 (0.281)	7.92 (0.312)	57.15 (2.250)
T3	D	19.46 (0.766)	9.52 (0.375)	10.31 (0.406)	57.15 (2.250)
T4	E	26.97 (1.062)	9.52 (0.375)	10.31 (0.406)	57.15 (2.250)

VOLTAGE RATINGS (Operating Temperature -55°C to 125°C)

Voltage (DC)													
Rated Voltage: (V_r)	85°C	6	8	10	15	25	30	50	60	75	100	125	
Derated Voltage: (V_d)	125°C	4	5	6	10	15	20	30	40	50	65	85	
Surge Voltage: (V_s)	85°C	6.9	9.2	11.5	17.3	28.8	34.5	57.5	69	86.3	115	144	

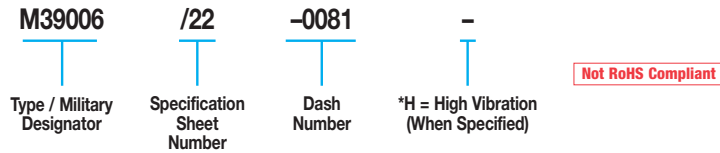


MIL-PRF-39006 Series



Military Conventional Wet Tantalum

HOW TO ORDER MILITARY M39006 PART NUMBER:



*High vibration qualified parts are currently under development. Please contact the factory for additional details and availability.

RIPPLE CURRENT MULTIPLIERS vs. Frequency, temperature and applied voltage^{1/2/3/}

Frequency of Applied Ripple Current		120Hz				800Hz				1kHz			
		≤55	85	105	125	≤55	85	105	125	≤55	85	105	125
Ambient Still Air Temperature (°C)													
% of	100%	0.60	0.39	–	–	0.71	0.43	–	–	0.72	0.45	–	–
85°C	90%	0.60	0.46	–	–	0.71	0.55	–	–	0.72	0.55	–	–
Rated	80%	0.60	0.52	0.35	–	0.71	0.62	0.42	–	0.72	0.62	0.42	–
Peak	70%	0.60	0.58	0.44	–	0.71	0.69	0.52	–	0.72	0.70	0.52	–
Voltage	66-2/3%	0.60	0.60	0.46	0.27	0.71	0.71	0.55	0.32	0.72	0.72	0.55	0.32

Frequency of Applied Ripple Current		10kHz				40kHz				100kHz			
		≤55	85	105	125	≤55	85	105	125	≤55	85	105	125
Ambient Still Air Temperature (°C)													
% of	100%	0.88	0.55	–	–	1.00	0.63	–	–	1.10	0.69	–	–
85°C	90%	0.88	0.67	–	–	1.00	0.77	–	–	1.10	0.85	–	–
Rated	80%	0.88	0.76	0.52	–	1.00	0.87	0.59	–	1.10	0.96	0.65	–
Peak	70%	0.88	0.85	0.64	–	1.00	0.97	0.73	–	1.10	1.07	0.80	–
Voltage	66-2/3%	0.88	0.88	0.68	0.40	1.00	1.00	0.77	0.45	1.10	1.10	0.85	0.50

1/ At 125°C the rated voltage of the capacitors decreases to 66 2/3 of the 85°C rated voltage.

2/ The peak of the applied ac ripple voltage plus the applied dc voltage must not exceed the dc voltage rating of the capacitors.

3/ The ripple current listed in the parametric tables represents a rating calculated by using a maximum internal temperature rise (ΔT) at 50°C at 40 kHz at 85°C ambient temperature, with a maximum peak rated voltage of 66.67 percent of the 85°C peak voltage rating.

MIL-PRF-39006 Series



Military Conventional Wet Tantalum

M39006 /22 RATINGS AND DASH NUMBER REFERENCE

M39006/22 Dashes			Tolerance ± (%)	Cap (µF) 25°C at 120Hz	DC Rated Voltage (V) at 85°C	DC Leakage (µA)		DF max (%)	ESR max (Ohms) at 120Hz	Impedance max (Ohms) -55°C at 120Hz	Maximum Capacitance Change (%)			AC Ripple (mA rms) 85°C at 40kHz	Case Size																																									
M Level	P Level	R Level				+25°C	+85°C & +125°C				-55°C	+85°C	+125°C																																											
-0007	-0227	-0447	20	140	6	1	3	21	1.99	40	-40	14	16	1200	T2																																									
-0008	-0228	-0448	10																																																					
-0009	-0229	-0449	5																																																					
-0010	-0230	-0450	20	270	6	1	6.5	45	2.21	25	-44	17.5	20	1375	T2																																									
-0011	-0231	-0451	10																																																					
-0012	-0232	-0452	5																																																					
-0013	-0233	-0453	20	330	6	2	7.9	36	1.45	20	-44	14	16	1800	T3																																									
-0014	-0234	-0454	10																																																					
-0015	-0235	-0455	5																																																					
-0016	-0236	-0456	20	560	6	2	13	55	1.3	25	-64	17.5	20	1900	T3																																									
-0017	-0237	-0457	10																																																					
-0018	-0238	-0458	5																																																					
-0019	-0239	-0459	20	1200	6	3	14	90	1	20	-80	25	25	2265	T4																																									
-0020	-0240	-0460	10																																																					
-0021	-0241	-0461	5																																																					
-0022	-0242	-0462	20	120	8	1	2	20	2.21	50	-44	17.5	20	1220	T2																																									
-0023	-0243	-0463	10																																																					
-0024	-0244	-0464	5																																																					
-0025	-0245	-0465	20	220	8	1	7	37	2.23	30	-44	17.5	20	1370	T2																																									
-0026	-0246	-0466	10																																																					
-0027	-0247	-0467	5																																																					
-0028	-0248	-0468	20	290	8	2	6	34	1.56	25	-64	17.5	20	1770	T3																																									
-0029	-0249	-0469	10																																																					
-0030	-0250	-0470	5																																																					
-0031	-0251	-0471	20	430	8	2	14	46	1.42	25	-64	17.5	20	1825	T3																																									
-0032	-0252	-0472	10																																																					
-0033	-0253	-0473	5																																																					
-0034	-0254	-0474	20	850	8	4	16	60	0.94	22	-80	25	25	2330	T4																																									
-0035	-0255	-0475	10																																																					
-0036	-0256	-0476	5																																																					
-0037	-0257	-0477	20	100	10	1	4	15	1.99	60	-36	14	16	1200	T2																																									
-0038	-0258	-0478	10																																																					
-0039	-0259	-0479	5																																																					
-0040	-0260	-0480	20	180	10	1	7	30	2.21	40	-36	14	16	1.365	T2																																									
-0041	-0261	-0481	10																																																					
-0042	-0262	-0482	5																																																					
-0043	-0263	-0483	20	250	10	2	10	30	1.59	30	-40	14	16	1720	T3																																									
-0044	-0264	-0484	10																																																					
-0045	-0265	-0485	5																																																					
-0046	-0266	-0486	20	390	10	2	16	44	1.5	25	-64	17.5	20	1800	T3																																									
-0047	-0267	-0487	10																																																					
-0048	-0268	-0488	5																																																					
-0049	-0269	-0489	20	750	10	4	16	50	0.88	23	-80	25	25	2360	T4																																									
-0050	-0270	-0490	10																																																					
-0051	-0271	-0491	5																																																					
-0052	-0272	-0492	20	70	15	1	4	13	2.46	75	-28	14	16	1150	T2																																									
-0053	-0273	-0493	10																																																					
-0054	-0274	-0494	5																																																					
-0055	-0275	-0495	20	120	15	1	7	18	1.99	50	-28	17.5	20	1450	T2																																									
-0056	-0276	-0496	10																																																					
-0057	-0277	-0497	5																																																					
-0058	-0278	-0498	20	170	15	2	10	25	1.95	35	-32	14	16	1480	T3																																									
-0059	-0279	-0499	10																																																					
-0060	-0280	-0500	5																																																					
-0061	-0281	-0501	20	270	15	2	16	32	1.57	30	-56	17.5	20	1740	T3																																									
-0062	-0282	-0502	10																																																					
-0063	-0283	-0503	5																																																					
-0064	-0284	-0504	20	540	15	6	24	40	0.98	23	-80	25	25	2330	T4																																									
-0065	-0285	-0505	10																																																					
-0066	-0286	-0506	5																																																					
-0067	-0287	-0507	20	50	25	1	2	11	2.92	70	-28	13	15	1130	T2																																									
-0068	-0288	-0508	10																																																					
-0069	-0289	-0509	5																																																					
-0070	-0290	-0510	20	100	25	1	10	15	1.99	50	-28	13	15	1435	T2																																									
-0071	-0291	-0511	10																																																					
-0072	-0292	-0512	5																																																					
-0073	-0293	-0513	20	120	25	2	6	21	2.32	38	-32	13	15	1450	T3																																									
-0074	-0294	-0514	10																																																					
-0075	-0295	-0515	5																																																					
-0076	-0296	-0516	20	180	25	2	18	26	1.92	32	-48	13	15	1525	T3																																									
-0077	-0297	-0517	10																																																					
-0078	-0298	-0518	5																																																					
-0079	-0299	-0519	20	-0080	-0300	-0520	10	20	-0087	-0307	-0527	20	-0088	-0308	-0528	10	-0089	-0309	-0529	5	-0090	-0310	-0530	20	-0091	-0311	-0531	10	-0092	-0312	-0532	5	-0093	-0313	-0533	20	-0094	-0314	-0534	10	-0095	-0315	-0535	5	-0096	-0316	-0536	20	-0097	-0317	-0537	10	-0098	-0318	-0538	5

All technical data relates to an ambient temperature of +25°C. Capacitance and DF are measured at 120Hz, 0.5RMS with DC bias of 2.2V. DCL is measured at rated voltage after 5 minutes.



MIL-PRF-39006 Series



Military Conventional Wet Tantalum

M39006/22 Dashes			Tolerance ± (%)	Cap (µF) 25°C at 120Hz	DC Rated Voltage (V) at 85°C	DC Leakage (µA)		DF max (%)	ESR max (Ohms) at 120Hz	Impedance max (Ohms) -55°C at 120Hz	Maximum Capacitance Change (%)			AC Ripple (mA rms) 85°C at 40kHz	Case Size
M Level	P Level	R Level				+25°C	+85°C & +125°C				-55°C	+85°C	+125°C		
-0099	-0319	-0539	20	350	25	7	28	35	1.33	24	-70	25	25	1970	T4
-0100	-0320	-0540	10												
-0107	-0327	-0547	20	40	30	1	5	10	3.32	65	-24	10.5	12	1120	T2
-0108	-0328	-0548	10												
-0109	-0329	-0549	5												
-0110	-0330	-0550	20	68	30	1	8	13	2.54	60	-24	13	15	1285	T2
-0111	-0331	-0551	10												
-0112	-0332	-0552	5												
-0113	-0333	-0553	20	100	30	2	12	17	2.26	40	-28	10.5	12	1450	T3
-0114	-0334	-0554	10												
-0115	-0335	-0555	5												
-0116	-0336	-0556	20	150	30	2	18	23	2.03	35	-48	13	15	1525	T3
-0117	-0337	-0557	10												
-0118	-0338	-0558	5												
-0119	-0339	-0559	20	300	30	8	32	31	1.37	25	-60	25	25	1950	T4
-0120	-0340	-0560	10												
-0127	-0347	-0567	20												
-0128	-0348	-0568	10	25	50	1	5	8	4.25	95	-20	10.5	12	1005	T2
-0129	-0349	-0569	5												
-0130	-0350	-0570	20												
-0131	-0351	-0571	10	47	50	1	9	11	3.11	70	-28	13	15	1155	T2
-0132	-0352	-0572	5												
-0133	-0353	-0573	20												
-0134	-0354	-0574	10	60	50	2	12	12	2.65	45	-16	10.5	12	1335	T3
-0135	-0355	-0575	5												
-0136	-0356	-0576	20												
-0137	-0357	-0577	10	82	50	2	16	15	2.43	45	-32	13	15	1400	T3
-0138	-0358	-0578	5												
-0139	-0359	-0579	20												
-0140	-0360	-0580	10	160	50	8	32	17	1.41	27	-50	25	25	1900	T4
-0147	-0367	-0587	20												
-0148	-0368	-0588	10												
-0149	-0369	-0589	5	20	60	1	5	7	4.64	105	-16	10.5	12	930	T2
-0150	-0370	-0590	20												
-0151	-0371	-0591	10												
-0152	-0372	-0592	5	39	60	1	9	10	3.4	90	-28	10.5	12	1110	T2
-0153	-0373	-0593	20												
-0154	-0374	-0594	10												
-0155	-0375	-0595	5	50	60	2	12	10	2.65	50	-16	10.5	12	1330	T3
-0156	-0376	-0596	20												
-0157	-0377	-0597	10												
-0158	-0378	-0598	5	68	60	2	16	13	2.54	50	-32	10.5	12	1365	T3
-0159	-0379	-0599	20												
-0160	-0380	-0600	10												
-0167	-0387	-0607	20	140	60	8	32	16	1.52	28	-40	20	20	1850	T4
-0168	-0388	-0608	10												
-0169	-0389	-0609	5												
-0170	-0390	-0610	20	15	75	1	5	6	5.31	150	-16	8	9	890	T2
-0171	-0391	-0611	10												
-0172	-0392	-0612	5												
-0173	-0393	-0613	20	33	75	1	10	10	4.02	90	-24	10.5	15	1000	T2
-0174	-0394	-0614	10												
-0175	-0395	-0615	5												
-0176	-0396	-0616	20	40	75	2	12	9	2.99	60	-16	10.5	12	1250	T3
-0177	-0397	-0617	10												
-0178	-0398	-0618	5												
-0179	-0399	-0619	20	56	75	2	17	11	2.61	60	-28	10.5	15	1335	T3
-0180	-0400	-0620	10												
-0187	-0407	-0627	20												
-0188	-0408	-0628	10	11	100	1	4	5	6.03	200	-16	8	8	835	T2
-0189	-0409	-0629	5												
-0190	-0410	-0630	20												
-0191	-0411	-0631	10	22	100	1	9	7.5	4.52	100	-16	8	8	965	T2
-0192	-0412	-0632	5												
-0193	-0413	-0633	20												
-0194	-0414	-0634	10	30	100	2	12	7	3.1	80	-16	8	8	1240	T3
-0195	-0415	-0635	5												
-0196	-0416	-0636	20												
-0197	-0417	-0637	10	43	100	2	17	8.5	2.62	70	-20	8	8	1335	T3
-0198	-0418	-0638	5												
-0199	-0419	-0639	20												
-0200	-0420	-0640	10	86	100	9	36	10	1.54	30	-25	15	15	1800	T4

All technical data relates to an ambient temperature of +25°C. Capacitance and DF are measured at 120Hz, 0.5RMS with DC bias of 2.2V. DCL is measured at rated voltage after 5 minutes.



MIL-PRF-39006 Series



Military Conventional Wet Tantalum

M39006/25 RATINGS AND DASH NUMBER REFERENCE

M39006/25 Dashes			Tolerance ± (%)	Cap (µF) 25°C at 120Hz	DC Rated Voltage (V) at 85°C	DC Leakage (µA)		DF max (%)	ESR max (Ohms) at 120Hz	Impedance max (Ohms) -55°C at 120Hz	Maximum Capacitance Change (%)			AC Ripple (mA rms) 85°C at 40kHz	Case Size
M Level	P Level	R Level				+25°C	+85°C & +125°C				-55°C	+85°C	+125°C		
-0003	-0091	-0179	20	820	6	3	14	155	2.51	18	-88	16	20	1500	T2
-0004	-0092	-0180	10												
-0005	-0093	-0181	20	1500	6	5	20	172	1.52	18	-90	20	25	1900	T3
-0006	-0094	-0182	10												
-0007	-0095	-0183	20	2200	6	6	24	170	1.03	13	-90	25	30	2300	T4
-0008	-0096	-0184	10												
-0011	-0099	-0187	20	680	8	3	14	130	2.54	22	-83	16	20	1500	T2
-0012	-0100	-0188	10												
-0013	-0101	-0189	20	1500	8	5	20	170	1.5	18	-90	20	25	1900	T3
-0014	-0102	-0190	10												
-0015	-0103	-0191	20	1800	8	7	25	138	1.02	14	-90	25	30	2300	T4
-0016	-0104	-0192	10												
-0019	-0107	-0195	20	560	10	3	16	106	2.51	27	-77	16	20	1450	T2
-0020	-0108	-0196	10												
-0021	-0109	-0197	20	1200	10	5	20	137	1.51	18	-88	20	25	1850	T3
-0022	-0110	-0198	10												
-0023	-0111	-0199	20	1500	10	7	25	114	1.01	15	-88	25	30	2300	T4
-0024	-0112	-0200	10												
-0027	-0115	-0203	20	390	15	3	16	74	2.52	31	-66	16	20	1450	T2
-0028	-0116	-0204	10												
-0029	-0117	-0205	20	820	15	6	24	111	1.8	22	-77	20	25	1800	T3
-0030	-0118	-0206	10												
-0031	-0119	-0207	20	1000	15	8	32	92	1.22	17	-77	25	30	2300	T4
-0032	-0120	-0208	10												
-0035	-0123	-0211	20	270	25	3	16	55	2.7	33	-62	13	16	1400	T2
-0036	-0124	-0212	10												
-0037	-0125	-0213	20	560	25	7	28	76	1.8	24	-72	20	25	1750	T3
-0038	-0126	-0214	10												
-0039	-0127	-0215	20	680	25	8	32	63	1.23	19	-72	25	30	2100	T4
-0040	-0128	-0216	10												
-0043	-0131	-0219	20	220	30	3	16	42	2.53	36	-60	13	16	1200	T2
-0044	-0132	-0220	10												
-0045	-0133	-0221	20	470	30	8	32	64	1.81	25	-65	20	25	1500	T3
-0046	-0134	-0222	10												
-0047	-0135	-0223	20	560	30	9	36	55	1.3	20	-65	25	30	2000	T4
-0048	-0136	-0224	10												
-0051	-0139	-0227	20	120	50	4	24	22.5	2.49	49	-42	12	15	1200	T2
-0052	-0140	-0228	10												
-0053	-0141	-0229	20	270	50	8	32	37	1.82	29	-46	20	25	1450	T3
-0054	-0142	-0230	10												
-0055	-0143	-0231	20	330	50	9	36	38	1.53	22	-46	25	30	1900	T4
-0056	-0144	-0232	10												
-0059	-0147	-0235	20	100	60	4	20	19	2.52	54	-36	12	15	1100	T2
-0060	-0148	-0236	10												
-0061	-0149	-0237	20	220	60	8	32	30	1.81	29	-40	16	20	1400	T3
-0062	-0150	-0238	10												
-0063	-0151	-0239	20	270	60	9	36	27	1.33	23	-45	20	25	1850	T4
-0064	-0152	-0240	10												
-0067	-0155	-0243	20	82	75	4	24	15.2	2.46	63	-30	12	15	1000	T2
-0068	-0156	-0244	10												
-0069	-0157	-0245	20	180	75	9	36	24.4	2.23	30	-35	16	20	1300	T3
-0070	-0158	-0246	10												
-0071	-0159	-0247	20	220	75	10	40	37	1.8	24	-40	20	25	1800	T4
-0072	-0160	-0248	10												
-0075	-0163	-0251	20	39	100	5	24	10.4	3.54	80	-20	12	15	1300	T2
-0076	-0164	-0252	10												
-0077	-0165	-0253	20	68	100	10	40	11.3	2.21	40	-30	14	16	1600	T3
-0078	-0166	-0254	10												
-0079	-0167	-0255	20	120	100	12	48	25	2.76	30	-35	15	17	2000	T4
-0080	-0168	-0256	10												

All technical data relates to an ambient temperature of +25°C. Capacitance and DF are measured at 120Hz, 0.5RMS with DC bias of 2.2V. DCL is measured at rated voltage after 5 minutes.

MIL-PRF-39006 Series



Military Conventional Wet Tantalum

M39006 /30 RATINGS AND DASH NUMBER REFERENCE

M39006/30 Dashes			Tolerance ± (%)	Cap (µF) 25°C at 120Hz	DC Rated Voltage (V) at 85°C	DC Leakage (µA)		DF max (%)	ESR max (Ohms) at 120Hz	Impedance max (Ohms) -55°C at 120Hz	Maximum Capacitance Change (%)			AC Ripple (mA rms) 85°C at 40kHz	Case Size
M Level	P Level	R Level				+25°C	+85°C & +125°C				-55°C	+85°C	+125°C		
-0007	-0227	-0447	20	140	6	1	3	10.5	0.99	40	-40	14	16	1200	T2
-0008	-0228	-0448	10												
-0009	-0229	-0449	5												
-0010	-0230	-0450	20	270	6	1	6.5	22.5	1.11	25	-44	17.5	20	1375	T2
-0011	-0231	-0451	10												
-0012	-0232	-0452	5												
-0013	-0233	-0453	20	330	6	2	7.9	18	0.73	20	-44	14	16	1800	T3
-0014	-0234	-0454	10												
-0015	-0235	-0455	5												
-0016	-0236	-0456	20	560	6	2	13	27.5	0.65	25	-64	17.5	20	1900	T3
-0017	-0237	-0457	10												
-0018	-0238	-0458	5												
-0019	-0239	-0459	20	1200	6	3	14	45	0.5	20	-80	25	25	2265	T4
-0020	-0240	-0460	10												
-0027	-0247	-0467	20												
-0028	-0248	-0468	10	120	8	1	2	10	1.11	50	-44	17.5	20	1220	T2
-0029	-0249	-0469	5												
-0030	-0250	-0470	20												
-0031	-0251	-0471	10	220	8	1	7	18.5	1.12	30	-44	17.5	20	1370	T2
-0032	-0252	-0472	5												
-0033	-0253	-0473	20												
-0034	-0254	-0474	10	290	8	2	6	17	0.78	25	-64	17.5	20	1770	T3
-0035	-0255	-0475	5												
-0036	-0256	-0476	20												
-0037	-0257	-0477	10	430	8	2	14	23	0.71	25	-64	17.5	20	1825	T3
-0038	-0258	-0478	5												
-0039	-0259	-0479	20												
-0040	-0260	-0480	10	850	8	4	16	30	0.47	22	-80	25	25	2330	T4
-0047	-0267	-0487	20												
-0048	-0268	-0488	10												
-0049	-0269	-0489	5	100	10	1	4	7.5	0.99	60	-36	14	16	1200	T2
-0050	-0270	-0490	20												
-0051	-0271	-0491	10												
-0052	-0272	-0492	5	180	10	1	7	15	1.11	40	-36	14	16	1.365	T2
-0053	-0273	-0493	20												
-0054	-0274	-0494	10												
-0055	-0275	-0495	5	250	10	2	10	15	0.8	30	-40	14	16	1720	T3
-0056	-0276	-0496	20												
-0057	-0277	-0497	10												
-0058	-0278	-0498	5	390	10	2	16	22	0.75	25	-64	17.5	20	1800	T3
-0059	-0279	-0499	20												
-0060	-0280	-0500	10												
-0067	-0287	-0507	20	750	10	4	16	25	0.44	23	-80	25	25	2360	T4
-0068	-0288	-0508	10												
-0069	-0289	-0509	5												
-0070	-0290	-0510	20	70	15	1	4	6.5	1.23	75	-28	14	16	1150	T2
-0071	-0291	-0511	10												
-0072	-0292	-0512	5												
-0073	-0293	-0513	20	120	15	1	7	9	0.99	50	-28	17.5	20	1450	T2
-0074	-0294	-0514	10												
-0075	-0295	-0515	5												
-0076	-0296	-0516	20	170	15	2	10	12.5	0.98	35	-32	14	16	1480	T3
-0077	-0297	-0517	10												
-0078	-0298	-0518	5												
-0079	-0299	-0519	20	270	15	2	16	16	0.79	30	-56	17.5	20	1740	T3
-0080	-0300	-0520	10												
-0087	-0307	-0527	20												
-0088	-0308	-0528	10	540	15	6	24	20	0.49	23	-80	25	25	2330	T4
-0089	-0309	-0529	5												
-0090	-0310	-0530	20												
-0091	-0311	-0531	10	50	25	1	2	5.5	1.46	70	-28	13	15	1130	T2
-0092	-0312	-0532	5												
-0093	-0313	-0533	20												
-0094	-0314	-0534	10	100	25	1	10	7.5	0.99	50	-28	13	15	1435	T2
-0095	-0315	-0535	5												
-0096	-0316	-0536	20												
-0097	-0317	-0537	10	120	25	2	6	10.5	1.16	38	-32	13	15	1450	T3
-0098	-0318	-0538	5												

All technical data relates to an ambient temperature of +25°C. Capacitance and DF are measured at 120Hz, 0.5RMS with DC bias of 2.2V. DCL is measured at rated voltage after 5 minutes.



MIL-PRF-39006 Series



Military Conventional Wet Tantalum

M39006/30 Dashes			Tolerance ± (%)	Cap (µF) 25°C at 120Hz	DC Rated Voltage (V) at 85°C	DC Leakage (µA)		DF max (%)	ESR max (Ohms) at 120Hz	Impedance max (Ohms) -55°C at 120Hz	Maximum Capacitance Change (%)			AC Ripple (mA rms) 85°C at 40kHz	Case Size
M Level	P Level	R Level				+25°C	+85°C & +125°C				-55°C	+85°C	+125°C		
-0099	-0319	-0539	20	350	25	7	28	17.5	0.67	24	-70	25	25	1970	T4
-0100	-0320	-0540	10												
-0107	-0327	-0547	20	40	30	1	5	5	1.66	65	-24	10.5	12	1120	T2
-0108	-0328	-0548	10												
-0109	-0329	-0549	5												
-0110	-0330	-0550	20	68	30	1	8	6.5	1.27	60	-24	13	15	1285	T2
-0111	-0331	-0551	10												
-0112	-0332	-0552	5												
-0113	-0333	-0553	20	100	30	2	12	8.5	1.13	40	-28	10.5	12	1450	T3
-0114	-0334	-0554	10												
-0115	-0335	-0555	5												
-0116	-0336	-0556	20	150	30	2	18	11.5	1.02	35	-48	13	15	1525	T3
-0117	-0337	-0557	10												
-0118	-0338	-0558	5												
-0119	-0339	-0559	20	300	30	8	32	15.5	0.69	25	-60	25	25	1950	T4
-0120	-0340	-0560	10												
-0127	-0347	-0567	20												
-0128	-0348	-0568	10												
-0129	-0349	-0569	5												
-0130	-0350	-0570	20	47	50	1	9	5.5	1.56	70	-28	13	15	1155	T2
-0131	-0351	-0571	10												
-0132	-0352	-0572	5												
-0133	-0353	-0573	20	60	50	2	12	6	1.33	45	-16	10.5	12	1335	T3
-0134	-0354	-0574	10												
-0135	-0355	-0575	5												
-0136	-0356	-0576	20	82	50	2	16	7.5	1.22	45	-32	13	15	1400	T3
-0137	-0357	-0577	10												
-0138	-0358	-0578	5												
-0139	-0359	-0579	20	160	50	8	32	8.5	0.71	27	-50	25	25	1900	T4
-0140	-0360	-0580	10												
-0147	-0367	-0587	20												
-0148	-0368	-0588	10												
-0149	-0369	-0589	5												
-0150	-0370	-0590	20	39	60	1	9	5	1.7	90	-28	10.5	12	1110	T2
-0151	-0371	-0591	10												
-0152	-0372	-0592	5												
-0153	-0373	-0593	20	50	60	2	12	5	1.33	50	-16	10.5	12	1330	T3
-0154	-0374	-0594	10												
-0155	-0375	-0595	5												
-0156	-0376	-0596	20	68	60	2	16	6.5	1.27	50	-32	10.5	12	1365	T3
-0157	-0377	-0597	10												
-0158	-0378	-0598	5												
-0159	-0379	-0599	20	140	60	8	32	8	0.76	28	-40	20	20	1850	T4
-0160	-0380	-0600	10												
-0167	-0387	-0607	20												
-0168	-0388	-0608	10												
-0169	-0389	-0609	5												
-0170	-0390	-0610	20	33	75	1	10	5	2.01	90	-24	10.5	15	1000	T2
-0171	-0391	-0611	10												
-0172	-0392	-0612	5												
-0173	-0393	-0613	20	40	75	2	12	4.5	1.5	60	-16	10.5	12	1250	T3
-0174	-0394	-0614	10												
-0175	-0395	-0615	5												
-0176	-0396	-0616	20	56	75	2	17	5.5	1.31	60	-28	10.5	15	1335	T3
-0177	-0397	-0617	10												
-0178	-0398	-0618	5												
-0179	-0399	-0619	20	110	75	9	36	6	0.73	29	-35	20	20	1850	T4
-0180	-0400	-0620	10												
-0187	-0407	-0627	20												
-0188	-0408	-0628	10												
-0189	-0409	-0629	5												
-0190	-0410	-0630	20	22	100	1	9	3.75	2.26	100	-16	8	8	965	T2
-0191	-0411	-0631	10												
-0192	-0412	-0632	5												
-0193	-0413	-0633	20	30	100	2	12	3.5	1.55	80	-16	8	8	1240	T3
-0194	-0414	-0634	10												
-0195	-0415	-0635	5												
-0196	-0416	-0636	20	43	100	2	17	4.25	1.31	70	-20	8	8	1335	T3
-0197	-0417	-0637	10												
-0198	-0418	-0638	5												
-0199	-0419	-0639	20	86	100	9	36	5	0.77	30	-25	15	15	1800	T4
-0200	-0420	-0640	10												

All technical data relates to an ambient temperature of +25°C. Capacitance and DF are measured at 120Hz, 0.5RMS with DC bias of 2.2V. DCL is measured at rated voltage after 5 minutes.



MIL-PRF-39006 Series



Military Conventional Wet Tantalum

M39006 /31 RATINGS AND DASH NUMBER REFERENCE

M39006/31 Dashes			Tolerance ± (%)	Cap (µF) 25°C at 120Hz	DC Rated Voltage (V) at 85°C	DC Leakage (µA)		DF max (%)	ESR max (Ohms) at 120Hz	Impedance max (Ohms) -55°C at 120Hz	Maximum Capacitance Change (%)			AC Ripple (mA rms) 85°C at 40kHz	Case Size
M Level	P Level	R Level				+25°C	+85°C & +125°C				-55°C	+85°C	+125°C		
-0003	-0091	-0179	20	820	6	3	14	77.5	1.26	18	-88	16	20	1500	T2
-0004	-0092	-0180	10												
-0005	-0093	-0181	20	1500	6	5	20	86	0.76	18	-90	20	25	1900	T3
-0006	-0094	-0182	10												
-0007	-0095	-0183	20	2200	6	6	24	85	0.52	13	-90	25	30	2300	T4
-0008	-0096	-0184	10												
-0011	-0099	-0187	20	680	8	3	14	65	1.27	22	-83	16	20	1500	T2
-0012	-0100	-0188	10												
-0013	-0101	-0189	20	1500	8	5	20	85	0.75	18	-90	20	25	1900	T3
-0014	-0102	-0190	10												
-0015	-0103	-0191	20	1800	8	7	25	69	0.51	14	-90	25	30	2300	T4
-0016	-0104	-0192	10												
-0019	-0107	-0195	20	560	10	3	16	53	1.26	27	-77	16	20	1450	T2
-0020	-0108	-0196	10												
-0021	-0109	-0197	20	1200	10	5	20	68.5	0.76	18	-88	20	25	1850	T3
-0022	-0110	-0198	10												
-0023	-0111	-0199	20	1500	10	7	25	57	0.51	15	-88	25	30	2300	T4
-0024	-0112	-0200	10												
-0027	-0115	-0203	20	390	15	3	16	37	1.26	31	-66	16	20	1450	T2
-0028	-0116	-0204	10												
-0029	-0117	-0205	20	820	15	6	24	55.5	0.9	22	-77	20	25	1800	T3
-0030	-0118	-0206	10												
-0031	-0119	-0207	20	1000	15	8	32	46	0.61	17	-77	25	30	2300	T4
-0032	-0120	-0208	10												
-0035	-0123	-0211	20	270	25	3	16	27.5	1.35	33	-62	13	16	1400	T2
-0036	-0124	-0212	10												
-0037	-0125	-0213	20	560	25	7	28	38	0.9	24	-72	20	25	1750	T3
-0038	-0126	-0214	10												
-0039	-0127	-0215	20	680	25	8	32	31.5	0.62	19	-72	25	30	2100	T4
-0040	-0128	-0216	10												
-0043	-0131	-0219	20	220	30	3	16	21	1.27	36	-60	13	16	1200	T2
-0044	-0132	-0220	10												
-0045	-0133	-0221	20	470	30	8	32	32	0.91	25	-65	20	25	1500	T3
-0046	-0134	-0222	10												
-0047	-0135	-0223	20	560	30	9	36	27.5	0.65	20	-65	25	30	2000	T4
-0048	-0136	-0224	10												
-0051	-0139	-0227	20	120	50	4	24	11.3	1.25	49	-42	12	15	1200	T2
-0052	-0140	-0228	10												
-0053	-0141	-0229	20	270	50	8	32	18.5	0.91	29	-46	20	25	1450	T3
-0054	-0142	-0230	10												
-0055	-0143	-0231	20	330	50	9	36	19	0.77	22	-46	25	30	1900	T4
-0056	-0144	-0232	10												
-0059	-0147	-0235	20	100	60	4	20	9.5	1.26	54	-36	12	15	1100	T2
-0060	-0148	-0236	10												
-0061	-0149	-0237	20	220	60	8	32	15	0.91	29	-40	16	20	1400	T3
-0062	-0150	-0238	10												
-0063	-0151	-0239	20	270	60	9	36	13.5	0.67	23	-45	20	25	1850	T4
-0064	-0152	-0240	10												
-0067	-0155	-0243	20	82	75	4	24	7.6	1.23	63	-30	12	15	1000	T2
-0068	-0156	-0244	10												
-0069	-0157	-0245	20	180	75	9	36	12.2	0.9	30	-35	16	20	1300	T3
-0070	-0158	-0246	10												
-0071	-0159	-0247	20	220	75	10	40	18.5	1.12	24	-40	20	25	1800	T4
-0072	-0160	-0248	10												
-0075	-0163	-0251	20	39	100	5	24	5.2	1.77	80	-20	12	15	1300	T2
-0076	-0164	-0252	10												
-0077	-0165	-0253	20	68	100	10	40	5.65	1.11	40	-30	14	16	1600	T3
-0078	-0166	-0254	10												
-0079	-0167	-0255	20	120	100	12	48	12.5	1.38	30	-35	15	17	2000	T4
-0080	-0168	-0256	10												

All technical data relates to an ambient temperature of +25°C. Capacitance and DF are measured at 120Hz, 0.5RMS with DC bias of 2.2V. DCL is measured at rated voltage after 5 minutes.



X-ON Electronics

Largest Supplier of Electrical and Electronic Components

Click to view similar products for [avx manufacturer](#):

Other Similar products are found below :

[MD015A222JAB](#) [M39014/220755](#) [VE17M02750K--](#) [CX2016DB16000D0GPSC1](#) [LIFE_SAMP-1A139-159V001](#) [CWR09HC106KBA](#)
[PBRC7.37MR50X000](#) [M39014/22-1137-TUBE](#) [18123A104FAT2A](#) [M39014/220778](#) [009286001203906](#) [M39014/22-1181](#) [F931A227KNC](#)
[F931C227MNC](#) [FFLI6B3007KJE](#) [12102U101JAT2A](#) [KIT5000UZ](#) [KITTYPE1400 LF](#) [LD065A332FAB2A](#) [SA205C393JAA](#)
[308016056000413](#) [SK052C105KAA](#) [SR211A151FAA](#) [F931A226MBA](#) [FFB24I0755K--](#) [CK06BX472K](#) [M39014/05-2731](#) [M39014/220476](#)
[CWR29JC476KCHC](#) [TAJB225M035R](#) [TAJC107K006RNJ](#) [TAJD226K035RNJV](#) [TCH9107M035W0055U](#) [TLCU336M004XTA](#)
[TPSA106K016R1000](#) [TPSD337K010R0150](#) [TPSE226K035R0200](#) [TWAE108K030SBEZ0000](#) [TWAE757M060CBEZ0700](#)
[KC3225K3.68640C1GE00](#) [KC7050K50.0000C10E00](#) [069296700101000](#) [07016-092MCCA](#) [TBJV157K016LBLC0024](#) [TPSE336K035R0250](#)
[TWAD108M050CBEZ0700](#) [CX2520DB16000H0FLJC1](#) [CDR14BP510EJUR](#) [RM055C825KAL360](#) [CCR05CG220FS](#)