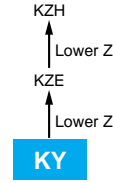


**KY Series**

- Newly innovative electrolyte is employed to minimize ESR
- Endurance with ripple current : 4,000 to 10,000 hours at 105°C
- Non solvent resistant type
- RoHS Compliant

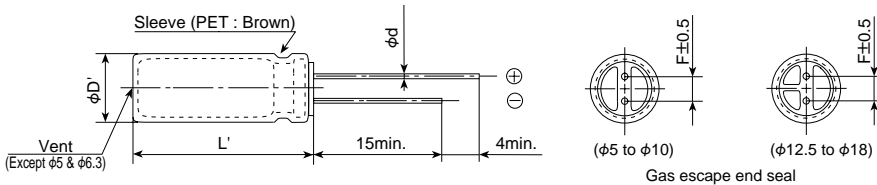


◆ SPECIFICATIONS

Items	Characteristics										
Category	-40 to +105°C										
Temperature Range	-40 to +105°C										
Rated Voltage Range	6.3 to 100V <sub>dc</sub>										
Capacitance Tolerance	±20% (M) (at 20°C, 120Hz)										
Leakage Current	I=0.01CV or 3μA, whichever is greater. Where, I : Max. leakage current (μA), C : Nominal capacitance (μF), V : Rated voltage (V) (at 20°C after 2 minutes)										
Dissipation Factor (tanδ)	Rated voltage (V <sub>dc</sub> )	6.3V	10V	16V	25V	35V	50V	63V	80V	100V	
	tanδ (Max.)	0.22	0.19	0.16	0.14	0.12	0.10	0.09	0.09	0.08	
Low Temperature Characteristics (Max. Impedance Ratio)	When nominal capacitance exceeds 1,000μF, add 0.02 to the value above for each 1,000μF increase. (at 20°C, 120Hz)										
	Rated voltage (V <sub>dc</sub> )	6.3V	10V	16V	25V	35V	50V	63V	80V	100V	
	Z(-25°C)/Z(+20°C)	4	3	2	2	2	2	2	2	2	
Endurance	The following specifications shall be satisfied when the capacitors are restored to 20°C after subjected to DC voltage with the rated ripple current is applied for the specified period of time at 105°C.										
	Time	6.3 to 10V <sub>dc</sub>	φ5 & 6.3 : 4,000hours		φ8 & 10 : 6,000hours		φ12.5 to 18 : 8,000hours				
		16 to 100V <sub>dc</sub>	φ5 & 6.3 : 5,000hours		φ8 & 10 : 7,000hours		φ12.5 to 18 : 10,000hours				
	Capacitance change	≤±25% of the initial value									
	D.F. (tanδ)	≤200% of the initial specified value									
Shelf Life	The following specifications shall be satisfied when the capacitors are restored to 20°C after exposing them for 500 hours at 105°C without voltage applied. Before the measurement, the capacitor shall be preconditioned by applying voltage according to Item 4.1 of JIS C 5101-4.										
	Capacitance change	≤±25% of the initial value									
	D.F. (tanδ)	≤200% of the initial specified value									
	Leakage current	≤The initial specified value									

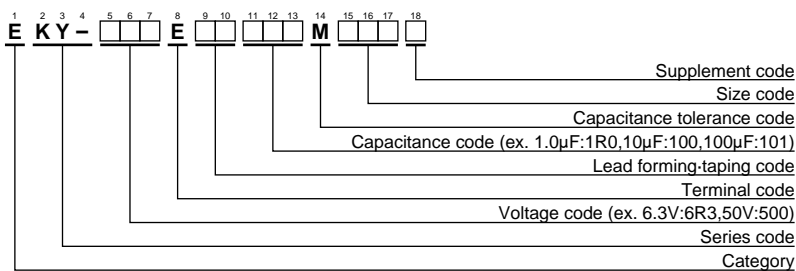
◆ DIMENSIONS [mm]

- Terminal Code : E



φD	5	6.3	8	10	12.5	16	18
φd	0.5	0.5	0.6	0.6	0.6	0.8	0.8
F	2.0	2.5	3.5	5.0	5.0	7.5	7.5
φD'	φD+0.5max.						
L'	L+1.5max.						

◆ PART NUMBERING SYSTEM



Please refer to "Product code guide (radial lead type)"



◆STANDARD RATINGS

WV (Vdc)	Cap (μF)	Case size φD×L(mm)	Impedance (Ωmax/100kHz)		Rated ripple current (mArms/ 105°C, 100kHz)	Part No.	WV (Vdc)	Cap (μF)	Case size φD×L(mm)	Impedance (Ωmax/100kHz)		Rated ripple current (mArms/ 105°C, 100kHz)	Part No.
			20°C	-10°C						20°C	-10°C		
35	2,200	18 × 25	0.019	0.049	3,140	EKY-350E□□222MM25S	63	680	12.5 × 40	0.021	0.063	2,800	EKY-630E□□681MK40S
	2,700	16 × 35.5	0.015	0.044	3,610	EKY-350E□□272MLP1S		680	16 × 25	0.025	0.075	2,600	EKY-630E□□681ML25S
	2,700	18 × 31.5	0.015	0.040	4,170	EKY-350E□□272MMN3S		680	18 × 20	0.030	0.090	2,500	EKY-630E□□681MM20S
	3,300	16 × 40	0.013	0.038	4,080	EKY-350E□□332ML40S		820	16 × 31.5	0.021	0.063	2,850	EKY-630E□□821MLN3S
	3,300	18 × 35.5	0.014	0.038	4,220	EKY-350E□□332MMP1S		820	18 × 25	0.024	0.072	2,800	EKY-630E□□821MM25S
	3,900	18 × 40	0.012	0.032	4,280	EKY-350E□□392MM40S		1,000	16 × 35.5	0.019	0.057	2,900	EKY-630E□□102MLP1S
50	0.47	5 × 11	5.5	22.0	17	EKY-500E□□R47ME11D	80	1,200	16 × 40	0.018	0.054	3,400	EKY-630E□□122ML40S
	1.0	5 × 11	4.0	16.0	30	EKY-500E□□R10ME11D		1,200	18 × 31.5	0.020	0.060	3,300	EKY-630E□□122MMN3S
	2.2	5 × 11	2.5	10.0	43	EKY-500E□□R2R2ME11D		1,500	18 × 35.5	0.018	0.054	3,400	EKY-630E□□152MMP1S
	3.3	5 × 11	2.2	8.8	53	EKY-500E□□R3R3ME11D		1,800	18 × 40	0.017	0.051	3,500	EKY-630E□□182MM40S
	4.7	5 × 11	1.9	7.6	88	EKY-500E□□R4R7ME11D		68	10 × 12.5	0.17	0.66	480	EKY-800E□□680MJC5S
	10	5 × 11	1.5	6.0	100	EKY-500E□□R100ME11D		100	10 × 16	0.11	0.47	600	EKY-800E□□101MJ16S
	22	5 × 11	0.70	2.8	180	EKY-500E□□R220ME11D		120	10 × 20	0.084	0.34	800	EKY-800E□□121MJ20S
	56	6.3 × 11	0.30	1.2	295	EKY-500E□□R560MF11D		150	10 × 25	0.069	0.28	900	EKY-800E□□151MJ25S
	100	8 × 11.5	0.17	0.68	555	EKY-500E□□R101MHB5D		150	12.5 × 16	0.11	0.34	750	EKY-800E□□151MK16S
	120	8 × 15	0.12	0.48	730	EKY-500E□□R121MH15D		220	12.5 × 20	0.062	0.18	1,100	EKY-800E□□221MK20S
	150	10 × 12.5	0.12	0.48	760	EKY-500E□□R151MJC5S		330	12.5 × 25	0.047	0.14	1,250	EKY-800E□□331MK25S
	180	8 × 20	0.091	0.36	910	EKY-500E□□R181MH20D		330	16 × 20	0.048	0.15	1,350	EKY-800E□□331ML20S
	220	10 × 16	0.084	0.34	1,050	EKY-500E□□R221MJ16S		390	12.5 × 30	0.042	0.13	1,500	EKY-800E□□391MK30S
	270	10 × 20	0.060	0.24	1,220	EKY-500E□□R271MJ20S		470	12.5 × 35	0.036	0.11	1,650	EKY-800E□□471MK35S
	270	12.5 × 15	0.061	0.20	1,260	EKY-500E□□R271MK15S		470	16 × 25	0.038	0.12	1,700	EKY-800E□□471ML25S
	330	10 × 25	0.055	0.22	1,440	EKY-500E□□R331MJ25S		470	18 × 20	0.045	0.14	1,500	EKY-800E□□471MM20S
	470	10 × 30	0.043	0.17	1,690	EKY-500E□□R471MJ30S		560	12.5 × 40	0.032	0.095	1,800	EKY-800E□□561MK40S
	470	12.5 × 20	0.045	0.15	1,660	EKY-500E□□R471MK20S		680	16 × 31.5	0.032	0.095	1,850	EKY-800E□□681MMN3S
	470	16 × 15	0.055	0.17	1,690	EKY-500E□□R471ML15S		680	18 × 25	0.036	0.11	1,750	EKY-800E□□681MM25S
	560	12.5 × 25	0.034	0.11	1,950	EKY-500E□□R561MK25S		820	16 × 35.5	0.029	0.086	2,000	EKY-800E□□821MLP1S
	560	18 × 15	0.054	0.15	1,930	EKY-500E□□R561MM15S		820	18 × 31.5	0.030	0.090	1,900	EKY-800E□□821MMN3S
	680	12.5 × 30	0.030	0.10	2,310	EKY-500E□□R681MK30S		1,000	16 × 40	0.027	0.081	2,200	EKY-800E□□102ML40S
	820	12.5 × 35	0.025	0.083	2,510	EKY-500E□□R821MK35S		1,000	18 × 35.5	0.027	0.081	2,200	EKY-800E□□102MMP1S
	820	16 × 20	0.034	0.10	2,210	EKY-500E□□R821ML20S		1,200	18 × 40	0.026	0.077	2,700	EKY-800E□□122MM40S
1,000	12.5 × 40	0.021	0.069	2,920	EKY-500E□□R102MK40S	100	6.8	5 × 11	1.4	5.6	125	EKY-101E□□6R8ME11D	
1,000	16 × 25	0.025	0.075	2,555	EKY-500E□□R102ML25S		15	6.3 × 11	0.57	2.3	205	EKY-101E□□150MF11D	
1,000	18 × 20	0.036	0.097	2,490	EKY-500E□□R102MM20S		27	8 × 11.5	0.36	1.4	355	EKY-101E□□270MHB5D	
1,200	16 × 31.5	0.022	0.066	3,010	EKY-500E□□R122MLN3S		39	8 × 15	0.25	1.0	450	EKY-101E□□390MH15D	
1,200	18 × 25	0.026	0.070	2,740	EKY-500E□□R122MM25S		47	10 × 12.5	0.17	0.66	480	EKY-101E□□470MJC5S	
1,500	16 × 35.5	0.019	0.057	3,150	EKY-500E□□R152MLP1S		56	8 × 20	0.19	0.76	565	EKY-101E□□560MH20D	
1,800	16 × 40	0.016	0.048	3,710	EKY-500E□□R182ML40S		68	10 × 16	0.11	0.47	600	EKY-101E□□680MJ16S	
1,800	18 × 31.5	0.021	0.057	3,635	EKY-500E□□R182MMN3S		82	10 × 20	0.084	0.34	800	EKY-101E□□820MJ20S	
2,200	18 × 35.5	0.017	0.046	3,680	EKY-500E□□R222MMP1S		100	12.5 × 16	0.11	0.34	750	EKY-101E□□101MK16S	
2,700	18 × 40	0.014	0.038	3,800	EKY-500E□□R272MM40S		120	10 × 25	0.069	0.28	900	EKY-101E□□121MJ25S	
63	15	5 × 11	0.88	3.5	165		EKY-630E□□150ME11D	150	12.5 × 20	0.062	0.18	1,100	EKY-101E□□151MK20S
	33	6.3 × 11	0.35	1.4	265		EKY-630E□□330MF11D	220	12.5 × 25	0.047	0.14	1,250	EKY-101E□□221MK25S
	56	8 × 11.5	0.22	0.88	500		EKY-630E□□560MHB5D	220	16 × 20	0.048	0.15	1,350	EKY-101E□□221ML20S
	82	8 × 15	0.16	0.64	665		EKY-630E□□820MH15D	270	12.5 × 30	0.042	0.13	1,500	EKY-101E□□271MK30S
	82	10 × 12.5	0.11	0.44	690		EKY-630E□□820MJC5S	330	12.5 × 35	0.036	0.11	1,650	EKY-101E□□331MK35S
	120	8 × 20	0.12	0.48	820		EKY-630E□□121MH20D	330	16 × 25	0.038	0.12	1,700	EKY-101E□□331ML25S
	120	10 × 16	0.076	0.31	950		EKY-630E□□121MJ16S	330	18 × 20	0.045	0.14	1,500	EKY-101E□□331MM20S
	180	10 × 20	0.056	0.23	1,150		EKY-630E□□181MJ20S	390	12.5 × 40	0.032	0.095	1,800	EKY-101E□□391MK40S
	180	12.5 × 16	0.072	0.29	1,150		EKY-630E□□181MK16S	470	16 × 31.5	0.032	0.095	1,850	EKY-101E□□471MLN3S
	220	10 × 25	0.046	0.19	1,350		EKY-630E□□221MJ25S	470	18 × 25	0.036	0.11	1,750	EKY-101E□□471MM25S
	270	12.5 × 20	0.041	0.13	1,500		EKY-630E□□271MK20S	560	16 × 35.5	0.029	0.086	2,000	EKY-101E□□561MLP1S
	390	12.5 × 25	0.031	0.093	1,900		EKY-630E□□391MK25S	560	18 × 31.5	0.030	0.090	1,900	EKY-101E□□561MMN3S
	470	12.5 × 30	0.028	0.084	2,300		EKY-630E□□471MK30S	680	16 × 40	0.027	0.081	2,200	EKY-101E□□681ML40S
	470	16 × 20	0.032	0.096	2,000		EKY-630E□□471ML20S	680	18 × 35.5	0.027	0.081	2,200	EKY-101E□□681MMP1S
560	12.5 × 35	0.024	0.072	2,500	EKY-630E□□561MK35S	820	18 × 40	0.026	0.077	2,700	EKY-101E□□821MM40S		

□ : Enter the appropriate lead forming or taping code.

◆RATED RIPPLE CURRENT MULTIPLIERS

● Frequency Multipliers

Capacitance (μF)	Frequency (Hz)			
	120	1k	10k	100k
0.47 to 180	0.40	0.75	0.90	1.00
220 to 560	0.50	0.85	0.94	1.00
680 to 1,800	0.60	0.87	0.95	1.00
2,200 to 3,900	0.75	0.90	0.95	1.00
4,700 to	0.85	0.95	0.98	1.00

The endurance of capacitors is reduced with internal heating produced by ripple current at the rate of halving the lifetime with every 5°C rise. When long life performance is required in actual use, the rms ripple current has to be reduced.

## X-ON Electronics

Largest Supplier of Electrical and Electronic Components

*Click to view similar products for [Aluminium Electrolytic Capacitors - Radial Leaded](#) category:*

*Click to view products by [United Chemicon](#) manufacturer:*

Other Similar products are found below :

[NRELS102M35V16X16C.140LLF](#) [ESRG160ETC100MD07D](#) [227RZS050M](#) [335CKR250M](#) [476CKH100MSA](#) [477CKR100M](#)  
[107CKR010M](#) [107CKH063MSA](#) [RJH-25V222MI9#](#) [RJH-35V221MG5#](#) [B43827A1106M8](#) [RJH-50V221MH6#](#) [EKYA500ELL470MF11D](#)  
[B41022A5686M6](#) [ESRG250ELL101MH09D](#) [EKMA160EC3101MF07D](#) [RJB-10V471MG3#](#) [ESMG160ETD221MF11D](#)  
[EKZH160ETD152MJ20S](#) [RJH-35V122MJ6#](#) [EGXF630ELL621ML20S](#) [RBD-25V100KE3#N](#) [EKMA350ELL100ME07D](#)  
[ESMG160ETD101ME11D](#) [ELXY100ETD102MJ20S](#) [EGXF500ELL561ML15S](#) [EKMG350ETD471MJ16S](#) [35YXA330MEFC10X12.5](#)  
[RXW471M1ESA-0815](#) [ELXZ630ELL221MJ25S](#) [ERR1HM1R0D11OT](#) [LPE681M30060FVA](#) [LPL471M22030FVA](#) [HFE221M25030FVA](#)  
[LKMD1401H221MF](#) [B41888G6108M000](#) [EKMA160ETD470MF07D](#) [UHW1J102MHD6](#) [EKMG500ETD221MJC5S](#) [LKMK2502W101MF](#)  
[LKMD1401H181MF](#) [LKMI2502G820MF](#) [LKMJ2001J122MF](#) [LKML2501C472MF](#) [LKMJ4002C681MF](#) [450MXH330MEFCSN25X45](#)  
[450MXK330MA2RFC22X50](#) [63ZLH560MEFCG412.5X30](#) [ELH2DM331O25KT](#) [ELH2DM471P30KT](#)