



Leaded Inductors

Series/Type: B78148T, B78108T

The following products presented in this data sheet are being withdrawn.

Ordering Code	Substitute Product	Date of Withdrawal	Deadline Last Orders	Last Shipments
B78148T1823K009	B78148S1823K009	2016-02-26	2016-08-31	2017-02-28
B78148T1823K000	B78148S1823K000	2016-02-26	2016-08-31	2017-02-28
B78148T1822K009	B78148S1822K009	2016-02-26	2016-08-31	2017-02-28



Ordering Code	Substitute Product	Date of Withdrawal	Deadline Last Orders	Last Shipments
B78148T1822K000	B78148S1822K000	2016-02-26	2016-08-31	2017-02-28
B78148T1683K009	B78148S1683J009	2016-02-26	2016-08-31	2017-02-28
B78148T1683K000	B78148S1683J000	2016-02-26	2016-08-31	2017-02-28
B78148T1682K009	B78148S1682K009	2016-02-26	2016-08-31	2017-02-28
B78148T1682K000	B78148S1682K000	2016-02-26	2016-08-31	2017-02-28
B78148T1563K009	B78148S1563J009	2016-02-26	2016-08-31	2017-02-28
B78148T1563K000	B78148S1563J000	2016-02-26	2016-08-31	2017-02-28
B78148T1562K009	B78148S1562K009	2016-02-26	2016-08-31	2017-02-28
B78148T1562K000	B78148S1562K000	2016-02-26	2016-08-31	2017-02-28
B78148T1473K009	B78148S1473J009	2016-02-26	2016-08-31	2017-02-28
B78148T1473K000	B78148S1473J000	2016-02-26	2016-08-31	2017-02-28
B78148T1472K009	B78148S1472K009	2016-02-26	2016-08-31	2017-02-28
B78148T1472K000	B78148S1472K000	2016-02-26	2016-08-31	2017-02-28
B78148T1393K009	B78148S1393K009	2016-02-26	2016-08-31	2017-02-28
B78148T1393K000	B78148S1393K000	2016-02-26	2016-08-31	2017-02-28
B78148T1392K009	B78148S1392K009	2016-02-26	2016-08-31	2017-02-28
B78148T1392K000	B78148S1392K000	2016-02-26	2016-08-31	2017-02-28
B78148T1333K009	B78148S1333K009	2016-02-26	2016-08-31	2017-02-28
B78148T1333K000	B78148S1333K000	2016-02-26	2016-08-31	2017-02-28
B78148T1332K009	B78148S1332K009	2016-02-26	2016-08-31	2017-02-28
B78148T1332K000	B78148S1332K000	2016-02-26	2016-08-31	2017-02-28
B78148T1273K009	B78148S1273K009	2016-02-26	2016-08-31	2017-02-28
B78148T1273K000	B78148S1273K000	2016-02-26	2016-08-31	2017-02-28
B78148T1272K009	B78148S1272K009	2016-02-26	2016-08-31	2017-02-28
B78148T1272K000	B78148S1272K000	2016-02-26	2016-08-31	2017-02-28
B78148T1223K009	B78148S1223K009	2016-02-26	2016-08-31	2017-02-28
B78148T1223K000	B78148S1223K000	2016-02-26	2016-08-31	2017-02-28
B78148T1222K009	B78148S1222K009	2016-02-26	2016-08-31	2017-02-28
B78148T1222K000	B78148S1222K000	2016-02-26	2016-08-31	2017-02-28
B78148T1183K009	B78148S1183K009	2016-02-26	2016-08-31	2017-02-28
B78148T1183K000	B78148S1183K000	2016-02-26	2016-08-31	2017-02-28
B78148T1182K009	B78148S1182K009	2016-02-26	2016-08-31	2017-02-28
B78148T1182K000	B78148S1182K000	2016-02-26	2016-08-31	2017-02-28
B78148T1153K009	B78148S1153K009	2016-02-26	2016-08-31	2017-02-28
B78148T1153K000	B78148S1153K000	2016-02-26	2016-08-31	2017-02-28
B78148T1152K009	B78148S1152K009	2016-02-26	2016-08-31	2017-02-28
B78148T1152K000	B78148S1152K000	2016-02-26	2016-08-31	2017-02-28
B78148T1123K009	B78148S1123K009	2016-02-26	2016-08-31	2017-02-28



Ordering Code	Substitute Product	Date of Withdrawal	Deadline Last Orders	Last Shipments
B78148T1123K000	B78148S1123K000	2016-02-26	2016-08-31	2017-02-28
B78148T1122K009	B78148S1122K009	2016-02-26	2016-08-31	2017-02-28
B78148T1122K000	B78148S1122K000	2016-02-26	2016-08-31	2017-02-28
B78148T1104K009	B78148S1104J009	2016-02-26	2016-08-31	2017-02-28
B78148T1104K000	B78148S1104J000	2016-02-26	2016-08-31	2017-02-28
B78148T1103K009	B78148S1103K009	2016-02-26	2016-08-31	2017-02-28
B78148T1103K000	B78148S1103K000	2016-02-26	2016-08-31	2017-02-28
B78148T1102K009	B78148S1102K009	2016-02-26	2016-08-31	2017-02-28
B78148T1102K000	B78148S1102K000	2016-02-26	2016-08-31	2017-02-28
B78108T1823K000	B78108S1823K000	2017-05-19	2017-08-31	2017-11-30
B78108T1822K000	B78108S1822K000	2017-05-19	2017-08-31	2017-11-30
B78108T1683K000	B78108S1683J000	2017-05-19	2017-08-31	2017-11-30
B78108T1682K009	B78108S1682K009	2017-05-19	2017-08-31	2017-11-30
B78108T1682K000	B78108S1682K000	2017-05-19	2017-08-31	2017-11-30
B78108T1563K000	B78108S1563J000	2017-05-19	2017-08-31	2017-11-30
B78108T1562K000	B78108S1562K000	2017-05-19	2017-08-31	2017-11-30
B78108T1473K000	B78108S1473J000	2017-05-19	2017-08-31	2017-11-30
B78108T1472K000	B78108S1472K000	2017-05-19	2017-08-31	2017-11-30
B78108T1393K000	B78108S1393K000	2017-05-19	2017-08-31	2017-11-30
B78108T1392K000	B78108S1392K000	2017-05-19	2017-08-31	2017-11-30
B78108T1333K009	B78108S1333K009	2017-05-19	2017-08-31	2017-11-30
B78108T1333K000	B78108S1333K000	2017-05-19	2017-08-31	2017-11-30
B78108T1332K000	B78108S1332K000	2017-05-19	2017-08-31	2017-11-30
B78108T1273K000	B78108S1273K000	2017-05-19	2017-08-31	2017-11-30
B78108T1272K000	B78108S1272K000	2017-05-19	2017-08-31	2017-11-30
B78108T1223K009	B78108S1223K009	2017-05-19	2017-08-31	2017-11-30
B78108T1223K000	B78108S1223K000	2017-05-19	2017-08-31	2017-11-30
B78108T1222K000	B78108S1222K000	2017-05-19	2017-08-31	2017-11-30
B78108T1183K000	B78108S1183K000	2017-05-19	2017-08-31	2017-11-30
B78108T1182K009	B78108S1182K009	2017-05-19	2017-08-31	2017-11-30
B78108T1182K000	B78108S1182K000	2017-05-19	2017-08-31	2017-11-30
B78108T1153K009	B78108S1153K009	2017-05-19	2017-08-31	2017-11-30
B78108T1153K000	B78108S1153K000	2017-05-19	2017-08-31	2017-11-30
B78108T1152K000	B78108S1152K000	2017-05-19	2017-08-31	2017-11-30
B78108T1123K009	B78108S1123K009	2017-05-19	2017-08-31	2017-11-30
B78108T1123K000	B78108S1123K000	2017-05-19	2017-08-31	2017-11-30
B78108T1122K000	B78108S1122K000	2017-05-19	2017-08-31	2017-11-30
B78108T1104K009	B78108S1104J009	2017-05-19	2017-08-31	2017-11-30



Ordering Code	Substitute Product	Date of Withdrawal	Deadline Last Orders	Last Shipments
B78108T1104K000	B78108S1104J000	2017-05-19	2017-08-31	2017-11-30
B78108T1103K009	B78108S1103K009	2017-05-19	2017-08-31	2017-11-30
B78108T1103K000	B78108S1103K000	2017-05-19	2017-08-31	2017-11-30
B78108T1102K000	B78108S1102K000	2017-05-19	2017-08-31	2017-11-30

For further information please contact your nearest EPCOS sales office, which will also support you in selecting a suitable substitute. The addresses of our worldwide sales network are presented at www.epcos.com/sales.

MCC choke (Mini Cylinder Core)
Rated inductance 1 ... 100 μ H
Rated current 85 ... 630 mA
Construction

- Ceramic or ferrite cylinder core
- Winding: enamel copper wire
- Flame-retardant lacquer coating

Features

- Low total height
- Low inductance
- High resonance frequency
- Suitable for wave soldering
- RoHS-compatible

Applications

- RF blocking
- Decoupling and interference suppression
- For antenna systems, automotive electronics, telecommunications, entertainment electronics

Terminals

- Central axial leads (B78108T)
- Radially bent to 5 mm lead spacing (B78148T)
- B781*T1:
 - Base material CuAg0.1
 - Electroplated with nickel and pure tin

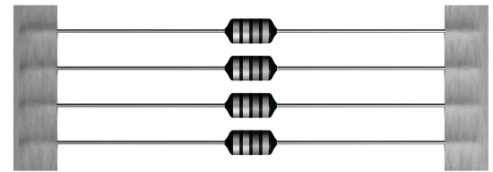
Marking

Inductance indicated by color bands to IEC 60062

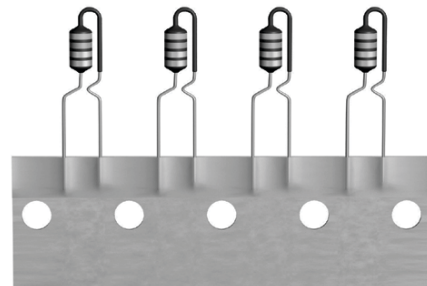
Delivery mode and packing units

- Taped, Ammo and reel packing
- Packing units:

	Ammo (pcs./pack.)	Reel (pcs./reel)
Axial	5000	5000
Radial	2500	2000



B78108T



B78148T

Technical data and measuring conditions

Rated inductance L_R	Measured with LCR meter Agilent 4284A or impedance analyzer Agilent 4294A Measuring frequency: $L_R \leq 10 \mu\text{H}$ = 1 MHz $10 \mu\text{H} < L_R \leq 4700 \mu\text{H}$ = 100 kHz Measuring current: $\leq 1 \text{ mA}$ Measuring temperature: +20 °C
Q factor Q_{\min}	Measured with precision impedance analyzer Agilent 4294A, +20 °C
Rated temperature T_R	+40 °C
Rated current I_R	Maximum permissible DC current at rated temperature
Inductance decrease $\Delta L/L_0$	$\leq 10\%$ (referred to initial value) at I_R , +20 °C
DC resistance R_{\max}	Measured at +20 °C
Resonance frequency $f_{\text{res},\min}$	Measured with Agilent 4294A or 8753ES, +20 °C
Solderability (lead-free)	Sn95.5Ag3.8Cu0.7: +(245 ±5) °C, (3 ±0.3) s Wetting of soldering area $\geq 90\%$ (to IEC 60068-2-20, test Ta)
Resistance to soldering heat	+(260 ±5) °C, 10 s (to IEC 60068-2-20, test Tb)
Tensile strength of leads	$\geq 20 \text{ N}$ (to IEC 60068-2-21, test Ua)
Climatic category	55/125/56 (to IEC 60068-1)
Storage conditions	Mounted: -55 °C ... +125 °C Packaged: -25 °C ... +40 °C, $\leq 75\%$ RH
Weight	Approx. 0.25 g

 Mounting information

When bending the leads, take care that the start-of-winding areas at the face ends (protected by glue and lacquer) are not subjected to any mechanical stress.

Characteristics and ordering codes

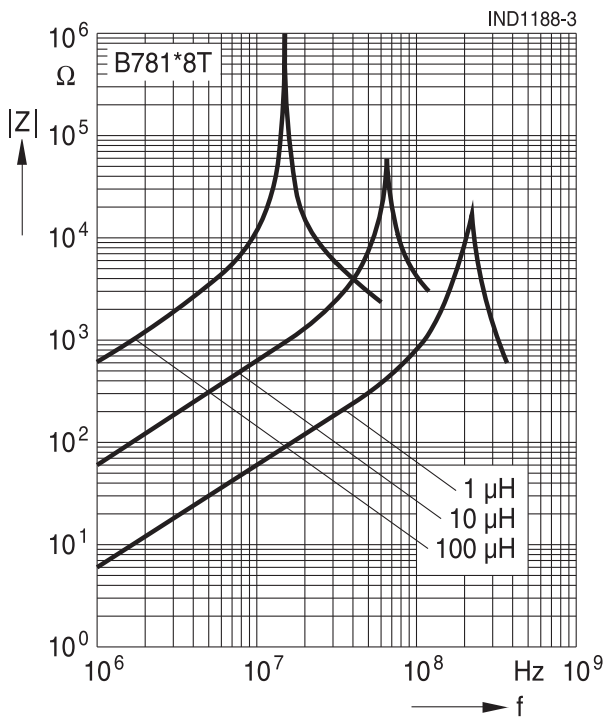
L_R μH	Tolerance ¹⁾	Q_{\min}	f_Q MHz	I_R mA	R_{\max} Ω	$f_{\text{res,min}}$ MHz	Ordering code ²⁾ (reel packing) ³⁾
Ferrite cylinder core							
1.0	$\pm 10\% \triangleq K$	35	25.2	630	0.25	180	B781*8T1102K000
1.2		40	7.96	610	0.25	170	B781*8T1122K000
1.5		40	7.96	570	0.30	150	B781*8T1152K000
1.8		40	7.96	540	0.30	130	B781*8T1182K000
2.2		40	7.96	520	0.35	120	B781*8T1222K000
2.7		40	7.96	480	0.40	110	B781*8T1272K000
3.3		40	7.96	420	0.50	110	B781*8T1332K000
3.9		40	7.96	400	0.55	100	B781*8T1392K000
4.7		40	7.96	380	0.65	90	B781*8T1472K000
5.6		45	7.96	260	1.30	75	B781*8T1562K000
6.8		45	7.96	250	1.45	70	B781*8T1682K000
8.2		50	7.96	240	1.60	65	B781*8T1822K000
10		50	7.96	230	1.70	60	B781*8T1103K000
12		55	2.52	190	2.40	50	B781*8T1123K000
15		55	2.52	185	2.70	45	B781*8T1153K000
18		55	2.52	175	2.90	40	B781*8T1183K000
22		60	2.52	170	3.20	30	B781*8T1223K000
27		60	2.52	160	3.60	27	B781*8T1273K000
33		60	2.52	150	4.10	24	B781*8T1333K000
39		60	2.52	140	4.50	22	B781*8T1393K000
47		60	2.52	100	8.50	20	B781*8T1473K000
56		60	2.52	100	8.80	18	B781*8T1563K000
68		60	2.52	95	10.0	15	B781*8T1683K000
82		60	2.52	90	11.5	14	B781*8T1823K000
100		60	2.52	85	12.5	11	B781*8T1104K000

1) Closer tolerances on request.

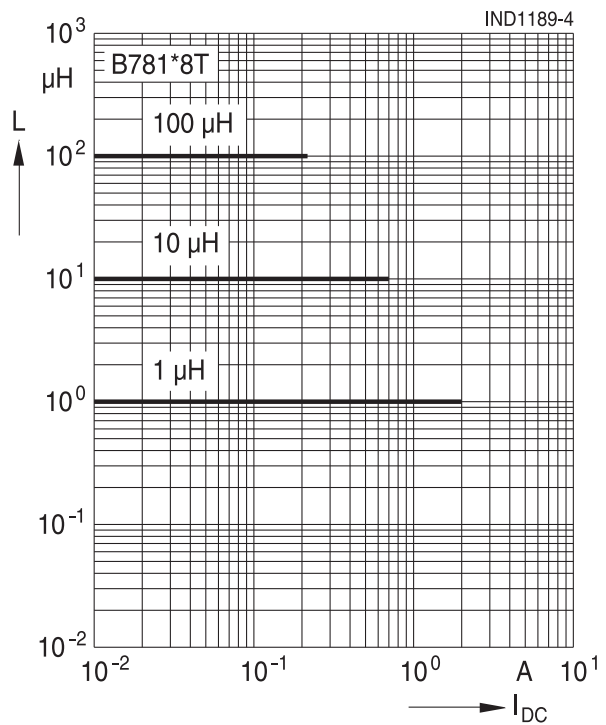
2) Replace the * by code number »0« for axial taping or by »4« for radial taping.

3) For Ammo pack the last digit has to be a »9«. Example: B78108T1102K009

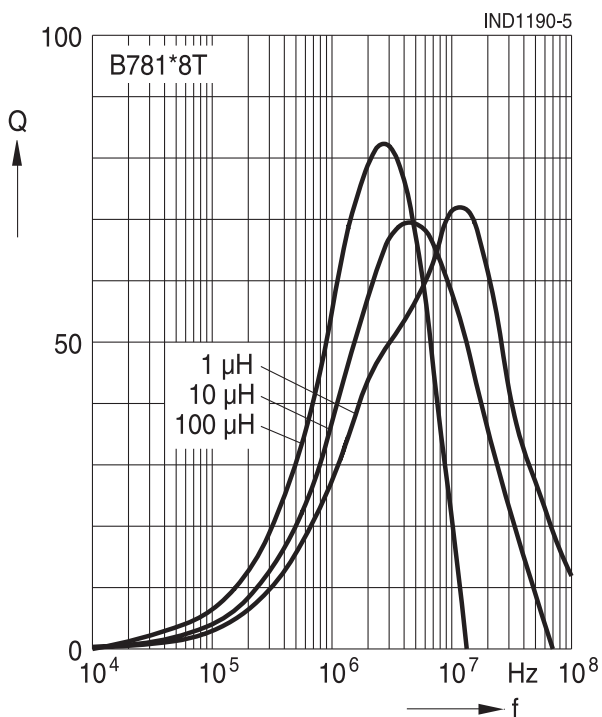
Impedance $|Z|$ versus frequency f
 measured with impedance analyzer Agilent 4294A or S-parameter network analyzer Agilent 8753ES, typical values at +20 °C



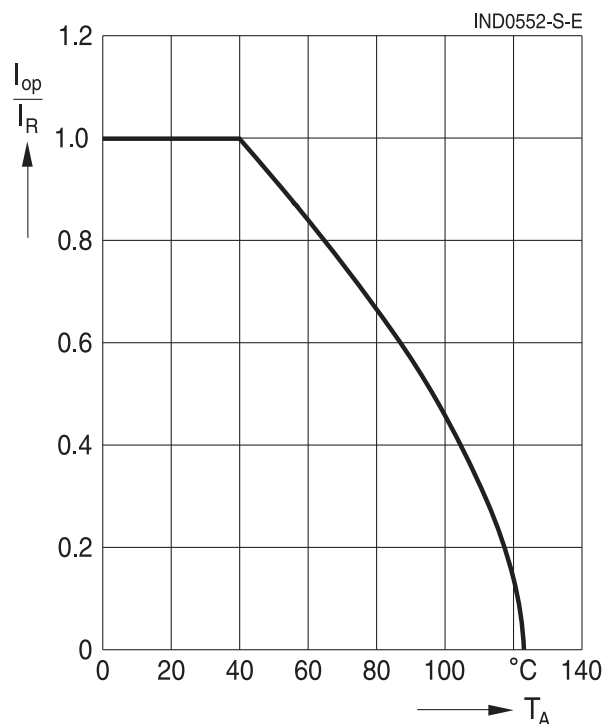
Inductance L versus DC load current I_{DC}
 measured with LCR meter Agilent 4284A, typical values at +20 °C



Q factor versus frequency f
 measured with impedance analyzer Agilent 4294A, typical values at +20 °C



Current derating I_{op}/I_R versus ambient temperature T_A
 (rated temperature $T_R = +40$ °C)



Cautions and warnings

- Please note the recommendations in our Inductors data book (latest edition) and in the data sheets.
 - Particular attention should be paid to the derating curves given there.
 - The soldering conditions should also be observed. Temperatures quoted in relation to wave soldering refer to the pin, not the housing.
- If the components are to be washed varnished it is necessary to check whether the washing varnish agent that is used has a negative effect on the wire insulation, any plastics that are used, or on glued joints. In particular, it is possible for washing varnish agent residues to have a negative effect in the long-term on wire insulation.
Washing processes may damage the product due to the possible static or cyclic mechanical loads (e.g. ultrasonic cleaning). They may cause cracks to develop on the product and its parts, which might lead to reduced reliability or lifetime.
- The following points must be observed if the components are potted in customer applications:
 - Many potting materials shrink as they harden. They therefore exert a pressure on the plastic housing or core. This pressure can have a deleterious effect on electrical properties, and in extreme cases can damage the core or plastic housing mechanically.
 - It is necessary to check whether the potting material used attacks or destroys the wire insulation, plastics or glue.
 - The effect of the potting material can change the high-frequency behaviour of the components.
- Ferrites are sensitive to direct impact. This can cause the core material to flake, or lead to breakage of the core.
- Even for customer-specific products, conclusive validation of the component in the circuit can only be carried out by the customer.

Display of ordering codes for EPCOS products

The ordering code for one and the same product can be represented differently in data sheets, data books, other publications and the website of EPCOS, or in order-related documents such as shipping notes, order confirmations and product labels. **The varying representations of the ordering codes are due to different processes employed and do not affect the specifications of the respective products.** Detailed information can be found on the Internet under www.epcos.com/orderingcodes.

Important notes

The following applies to all products named in this publication:

1. Some parts of this publication contain **statements about the suitability of our products for certain areas of application**. These statements are based on our knowledge of typical requirements that are often placed on our products in the areas of application concerned. We nevertheless expressly point out **that such statements cannot be regarded as binding statements about the suitability of our products for a particular customer application**. As a rule, EPCOS is either unfamiliar with individual customer applications or less familiar with them than the customers themselves. For these reasons, it is always ultimately incumbent on the customer to check and decide whether an EPCOS product with the properties described in the product specification is suitable for use in a particular customer application.
2. We also point out that **in individual cases, a malfunction of electronic components or failure before the end of their usual service life cannot be completely ruled out in the current state of the art, even if they are operated as specified**. In customer applications requiring a very high level of operational safety and especially in customer applications in which the malfunction or failure of an electronic component could endanger human life or health (e.g. in accident prevention or life-saving systems), it must therefore be ensured by means of suitable design of the customer application or other action taken by the customer (e.g. installation of protective circuitry or redundancy) that no injury or damage is sustained by third parties in the event of malfunction or failure of an electronic component.
3. **The warnings, cautions and product-specific notes must be observed.**
4. In order to satisfy certain technical requirements, **some of the products described in this publication may contain substances subject to restrictions in certain jurisdictions (e.g. because they are classed as hazardous)**. Useful information on this will be found in our Material Data Sheets on the Internet (www.epcos.com/material). Should you have any more detailed questions, please contact our sales offices.
5. We constantly strive to improve our products. Consequently, **the products described in this publication may change from time to time**. The same is true of the corresponding product specifications. Please check therefore to what extent product descriptions and specifications contained in this publication are still applicable before or when you place an order.

We also **reserve the right to discontinue production and delivery of products**. Consequently, we cannot guarantee that all products named in this publication will always be available. The aforementioned does not apply in the case of individual agreements deviating from the foregoing for customer-specific products.

6. Unless otherwise agreed in individual contracts, **all orders are subject to the current version of the “General Terms of Delivery for Products and Services in the Electrical Industry” published by the German Electrical and Electronics Industry Association (ZVEI)**.
7. The trade names EPCOS, Alu-X, CeraDiode, CeraLink, CeraPad, CeraPlas, CSMP, CSSP, CTVS, DeltaCap, DigiSiMic, DSSP, ExoCore, FilterCap, FormFit, LeaXield, MiniBlue, MiniCell, MKD, MKK, MotorCap, PCC, PhaseCap, PhaseCube, PhaseMod, PhiCap, PQSine, SIFERRIT, SIFI, SIKOREL, SilverCap, SIMDAD, SiMic, SIMID, SineFormer, SIOV, SIP5D, SIP5K, TFAP, ThermoFuse, WindCap are **trademarks registered or pending** in Europe and in other countries. Further information will be found on the Internet at www.epcos.com/trademarks.

X-ON Electronics

Largest Supplier of Electrical and Electronic Components

Click to view similar products for [epcos manufacturer](#):

Other Similar products are found below :

[B82432X001](#) [B82731X1](#) [B67370A2X27](#) [B84112BB30](#) [B84773M10A](#) [B65714K1020T1](#) [B65878E12D1](#) [B82731H2501A30](#)
[B25673A4302A080](#) [B32529C0104K000](#) [B43501B3337M7](#) [B44066R6012E230](#) [B57236S0800M](#) [B82422A1102K100](#) [B82422A1333K100](#)
[B82422A1472K100](#) [B82721A2202N001](#) [B84142A50R](#) [B84143B600S20](#) [B84144A0120R000](#) [B84144A90R120](#) [B84243A8008W](#)
[B88069X0270S102](#) [BR6000-R6](#) [B25631A1506K200](#) [B32656S0105K561](#) [B32656T684K](#) [B32686A7104K](#) [B32913A5154M](#) [B32924C3225M](#)
[B41550E7229Q000](#) [B43252A5476M](#) [B64290A0045X038](#) [B72240B321K1](#) [B82432A1105K](#) [B84144A50R](#) [B32332I6755J080](#)
[B32673P6474K000](#) [B32798G2756K](#) [B43504B2108M000](#) [B43508A9827M](#) [B57999V5999J099](#) [B59001Z999A99](#) [B65517D250J48](#)
[B65686AR27](#) [B65687A1018T1](#) [B82721X1](#) [B82723A2202N1](#) [B84112GB60](#) [B84143B0320S080](#)