


MTSW-117-09-G-D-383-RA



HMTSW-126-23-L-S-237

(2,54 mm) .100"

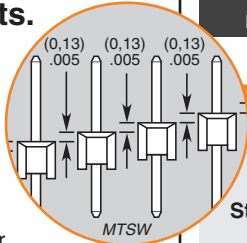
MODIFIED .025" SQ POST HEADERS

Mates with:

SSW, SSQ, ESW, ESQ, BCS, BSW, IDSS, IDSD, CES, SLW, HLE, SSM, SMSD, SMSS

Modified .025" strips permit custom post heights.

Samtec offers the greatest stacking flexibility in the industry. The "M" stands for Modified. You tell us the post height you need and we'll deliver it.



SPECIFICATIONS

For complete specifications see www.samtec.com?MTSW or www.samtec.com?HMTSW

Insulator Material:
 MTSW: Black Glass Filled Polyester
 HMTSW: Natural Liquid Crystal Polymer
Terminal Material:
 Phosphor Bronze

Plating:
 Au or Sn over 50µ" (1,27 µm) Ni
Operating Temp Range:
 -55°C to +125°C with Gold
 -55°C to +105°C with Tin
RoHS Compliant:
 Yes
Lead-Free Solderable:
 MTSW: Wave Only
 HMTSW: Yes

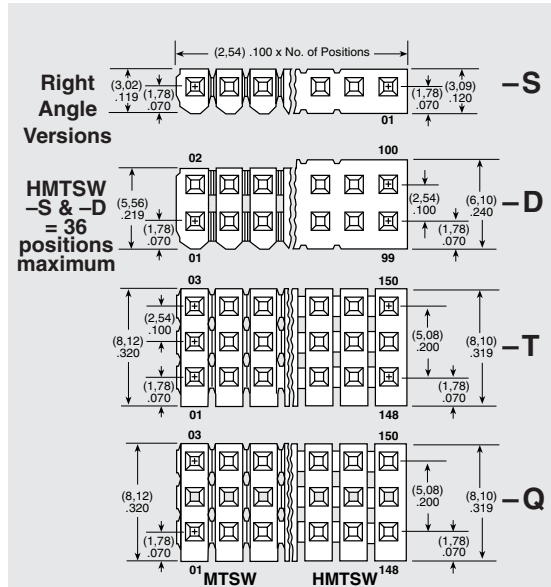
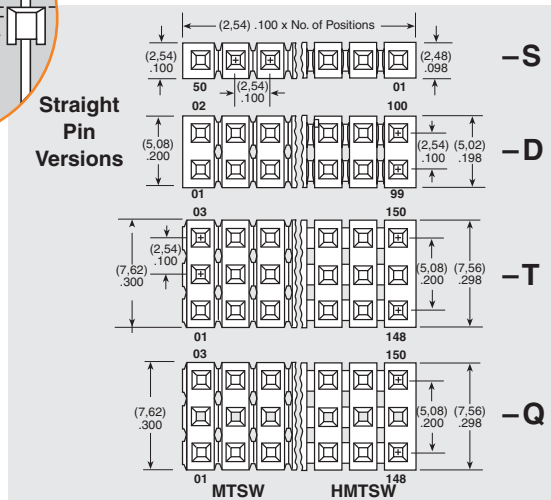
RECOGNITIONS

For complete scope of recognitions see www.samtec.com/quality



Note:
 These Series are non-standard, non-returnable.

TYPE STRIP	PIN PITCH	NO. PINS PER ROW	LEAD STYLE
MTSW = Modified Strip HMTSW = Hi-Temp Modified Strip	-1 = (2,54 mm) .100" Pitch 	-2 = (5,08 mm) .200" Pitch 	

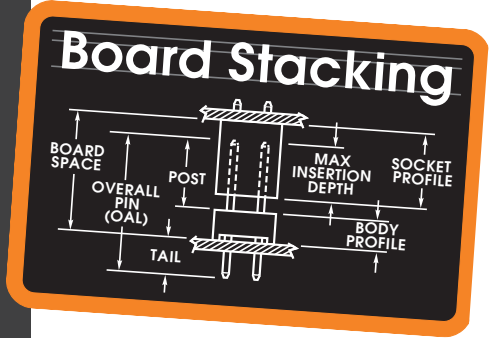


01 thru 50
 = (2,54 mm) .100" Center Version

02 thru 25
 = (5,08 mm) .200" Center Version


SPECIFY "LEAD STYLE" FROM CHART

LEAD STYLE	OAL
-06	(7,62) .300
-07	(10,92) .430
-08	(13,46) .530
-09	(18,54) .730
-10	(21,08) .830
-11	(23,62) .930
-12	(26,16) 1.030
-13	(31,24) 1.230
-21	(36,32) 1.430
-22	(16,00) .630
-23	(11,30) .445
-24	(12,19) .480
-27	(33,78) 1.330
-28	(28,70) 1.130







MTSW-108-28-G-D-920



MTSW-126-08-T-S-229-RA



HMTSW-110-23-L-S-237



MTSW-115-09-L-S-229-RE

MTSW, HMTSW SERIES

PLATING OPTION

-F

= Gold flash on post, Matte Tin on tail

-L

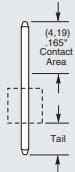
= 10µ" (0,25 µm) Gold on post, Matte Tin on tail

-G

= 10µ" (0,25 µm) Gold on post, Gold flash on balance

-T

= Matte Tin



ALSO AVAILABLE (MOQ Required)

- Other platings
- Contact Samtec.

ROW OPTION

-S

= Single

-D

= Double

-T

= Triple

-Q

= Double Row
.200" (5,08 mm) row space

POST HEIGHT

OTHER OPTION

POLARIZED OPTION

-“XXX”
= Polarized
(Specify ‘XXX’ as position number)

-RA or -RE = Right Angle

-LL

= Locking Lead
(N/A with -RE,
N/A in single row 1 or 2
positions. Available on
tails from (2,29 mm) .090"
to (10,16 mm) .400" only)



Two leads per strip
crimped in opposite
directions on or near
centerline. See TSW
for availability.

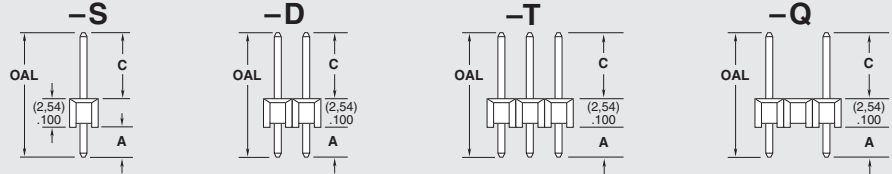
-LA = -RA Option with -LL Option
(Maximum “C” = (13,46 mm) .530)

-“XXXX” = “C” Dimension (Specify post height in INCHES - .005" (0,13 mm) increments)

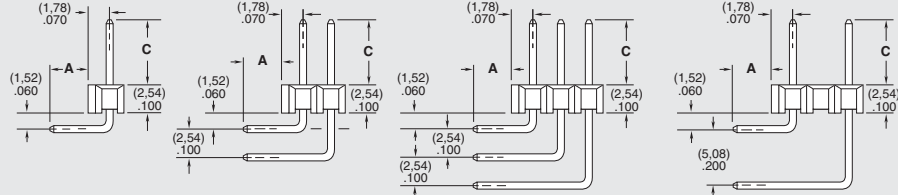
LEAD STYLE	FOR A = (2,29) .090			
	OAL	C MAXIMUM STRAIGHT	C MAXIMUM w/RA	C MAXIMUM w/RE
-06	(7,62) .300	(2,79) .110	N/A	N/A
-07	(10,92) .430	(6,10) .240	(3,30) .130	N/A
-08	(13,46) .530	(8,64) .340	(5,84) .230	(3,30) .130
-09	(18,54) .730	(13,72) .540	(10,92) .430	(8,38) .330
-10	(21,08) .830	(16,26) .640	(13,46) .530	(10,92) .430
-11	(23,62) .930	(18,80) .740	(16,00) .630	(13,46) .530
-12	(26,16) 1.030	(21,34) .840	(18,54) .730	(16,00) .630
*-13	(31,24) 1.230	(26,42) 1.040	(23,62) .930	(21,08) .830
*-21	(36,32) 1.430	(31,50) 1.240	(28,70) 1.130	(26,16) 1.030
*-22	(16,00) .630	(11,18) .440	(8,38) .330	(5,84) .230
*-23	(11,30) .445	(6,48) .255	(3,68) .145	N/A
*-24	(12,19) .480	(7,37) .290	(4,57) .180	N/A
*-27	(33,78) 1.330	(28,96) 1.140	(26,16) 1.030	(23,62) .930
*-28	(28,70) 1.130	(23,88) .940	(21,08) .830	(18,54) .730

* Styles -21, -23, -24, -27 not available with -D Right Angle
Styles -13, -21, -23, -24, -27, -28 not available with -T or -Q Right Angle

Straight Pin Versions $A = OAL - C - \frac{(2,54)}{.100}$



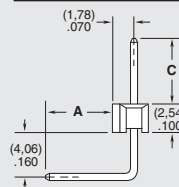
Right Angle Versions (-RA Options) $A = OAL - C - \frac{(5,33)}{.210}$



Styles -21, -23, -24, -27 N/A with -D
Styles -13, -21, -23, -24, -27, -28 N/A with -T or -Q

Right Angle Versions (-RE Options) Single Row Only

$A = OAL - C - \frac{(7,87)}{.310}$



X-ON Electronics

Largest Supplier of Electrical and Electronic Components

Click to view similar products for [Headers & Wire Housings](#) category:

Click to view products by [Samtec](#) manufacturer:

Other Similar products are found below :

[95000-104TRLF](#) [10135584-644402LF](#) [DF62W-EP2022PCA](#) [95000-106TRLF](#) [DF62W-2022SCA](#) [DF62W-EP2022PC](#) [2203348](#) [DF62W-2022SC](#) [1084018](#) [1029039](#) [1084017](#) [802-10-012-10-002000](#) [1112640](#) [1112639](#) [000-34000](#) [0009482033](#) [0009507031](#) [57102-S06-03LF](#) [57202-S52-04LF](#) [PCN6-15S-2.5E](#) [0039019024](#) [58102-G61-06LF](#) [582553-1](#) [0009485154](#) [0009508121](#) [0022285053](#) [0050291907](#) [018731A](#) [LY20-4P-DT1-P1E-BR](#) [02.125.8002.8](#) [60101931](#) [60598-1 \(Cut Strip\)](#) [M1625-3R/100](#) [61062-3](#) [61082-181009](#) [636-1427](#) [638009-1](#) [641938-9](#) [641991-4](#) [644168-1](#) [647662-1](#) [65039-019ELF](#) [65781-047](#) [65817-002LF](#) [65817-015LF](#) [65863-015LF](#) [66207-023LF](#) [67016-026LF](#) [67046-001LF](#) [67095-007LF](#)