

U.I. Lapp GmbH	DATASHEET	
	EPIC KIT H-A 3 BS AG	75009605 29.11.2013

H-A inserts with screw termination up to 2.5 mm² wire cross section
The small H-A 3 / H-A 4 are used whenever there is minimal space.
Easy to service screw connection
Easy cable connection with strait cable entry in the contacts



Industrial machinery and plant engineering



Assembly time



Space requirement



Info

Robust power supply connector
Straight cable entry into the contacts

Application range

Machine and equipment manufacturing
Control engineering

Remark


Photographs are not to scale and do not represent detailed images of the respective products.

Technical Data

Article number:	75009605
Rated voltage (V):	IEC: 400 V UL: 600 V CSA: 600 V
Rated impulse voltage:	4 kV
Rated current (A):	IEC: 23 A UL: 10 A CSA: 10 A
Contact resistance:	1.5 - 4 mohm
Contacts:	Copper alloy, hard silver-plated
Number of contacts:	3 + PE
Termination methods:	Screw termination: 0.5 - 2.5 mm ² (2.5 mm ² with conductor end sleeves depending on the crimping profile)
Cycle of mechanical operation:	100
Temperature range:	-40 °C to +100 °C, short-term up to +125 °C
VDE-tested:	Certified production control: VDE-REG. no.: B437 UL-tested: UL File Number: E75770
Degree of soiling:	3

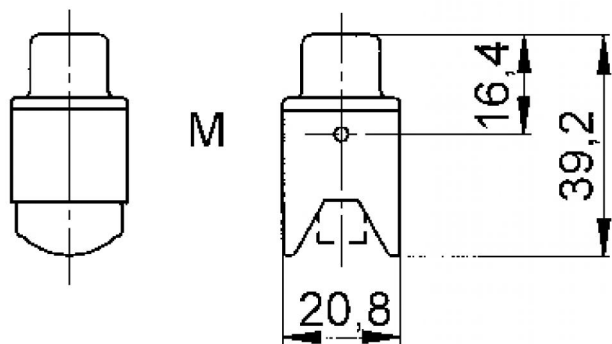
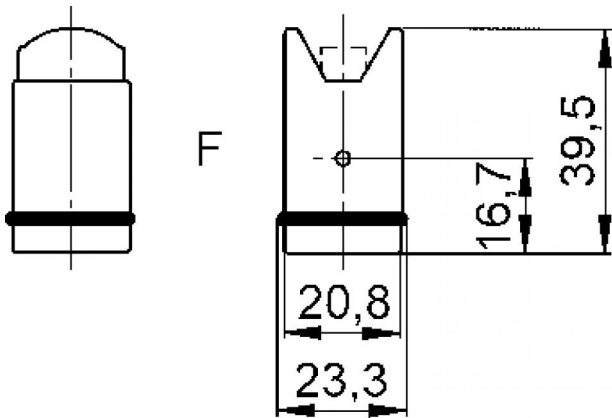
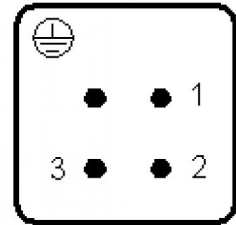
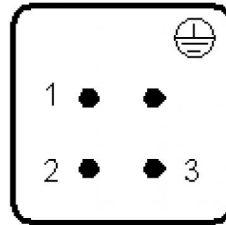
Product Management	Document: EPIC KIT H-A 3 BS AG	1 / 4
--------------------	--------------------------------	-------

U.I. Lapp GmbH	<h1>DATASHEET</h1>	
	EPIC KIT H-A 3 BS AG	75009605 29.11.2013



M

F



Product Management	Document: EPIC KIT H-A 3 BS AG	2 / 4
--------------------	--------------------------------	-------

U.I. Lapp GmbH	DATASHEET	
	EPIC KIT H-A 3 BS AG	75009605 29.11.2013

Innovative metal and plastic housing design
Housing in plastic or metal version. For power supply in the smallest possible space



Industrial machinery and plant engineering



Mechanical resistance



Robust



Waterproof

Info

Compact, robust metal- and plastic housings size H-A 3

Application range

Machine and equipment manufacturing
Control engineering
Electronic laboratory

Product features

Panel-mount base
1 lever
Included: flat gasket

Remark

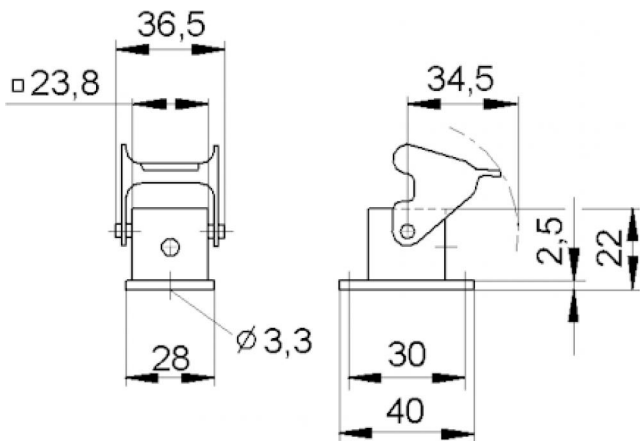
Photographs are not to scale and do not represent detailed images of the respective products.

Technical Data

Article number:	75009605
Material:	Housing: powder-coated zinc die-casting, grey Lever: zinc-plated steel Sealing: NBR Housing: grey thermoplastic, black Lever: zinc-plated steel Sealing: NBR
Protection rating:	IP 65 (latched)
Temperature range:	-40 °C to +100 °C, short-term up to +125 °C
VDE-tested:	Certified production control: VDE-REG. no.: B437 UL-tested: UL File Number: E75770

Product Management	Document: EPIC KIT H-A 3 BS AG	3 / 4
--------------------	--------------------------------	-------

U.I. Lapp GmbH	<h1>DATASHEET</h1>	
	EPIC KIT H-A 3 BS AG	75009605 29.11.2013



Product Management	Document: EPIC KIT H-A 3 BS AG	4 / 4
--------------------	--------------------------------	-------

X-ON Electronics

Largest Supplier of Electrical and Electronic Components

Click to view similar products for [Standard Circular Connector](#) category:

Click to view products by [Lapp Kabel](#) manufacturer:

Other Similar products are found below :

[C015](#) [10F006](#) [001](#) [1](#) [5M2530B10P](#) [600247N007](#) [600259N006](#) [600273N007](#) [600432N009](#) [6280-2PG-519](#) [6280-3PG-311](#) [6280-3SG-311](#)
[6280-7SG-3DC](#) [6280-7SG-522](#) [6282-5PG-311](#) [6282-6PG-519](#) [6282-8SG-311](#) [6283-11](#) [6283-15](#) [6290](#) [6293](#) [6382-2PG-311](#) [6382-2PG-3DC](#)
[6382-2SG-321](#) [6382-2SG-3DC](#) [6382-4SG-516](#) [67-03E20-37P](#) [681-PMG](#) [CXC3106A1811S](#) [CXS3102A14S2P](#) [CXS3102A181S](#)
[CXS3106A14S6S](#) [D38999/20FC8SA L/C](#) [MB12P-1](#) [MB12R-6](#) [7251-2PG-300](#) [7251-2SG-300](#) [7251-4PG-300](#) [7251-4SG-300](#) [7251-5PG-300](#)
[7251-5SG-300](#) [7251-6SG-300](#) [7251-7PG-300](#) [7251-8PG-300](#) [7271-6SG-300](#) [7282-3PG-300-CH3](#) [73000005663](#) [75-190011-03P](#) [75-190216-08S](#) [75-190218-10P](#) [75-214636-52P](#) [75-474118-10P](#) [75-474211-03P](#)