



ISO 9001
An TS 14001 Company
OHSAS 18001

ECE —

The Name You Can Trust!

RADIAL LEADED PTC LX/LU MODEL



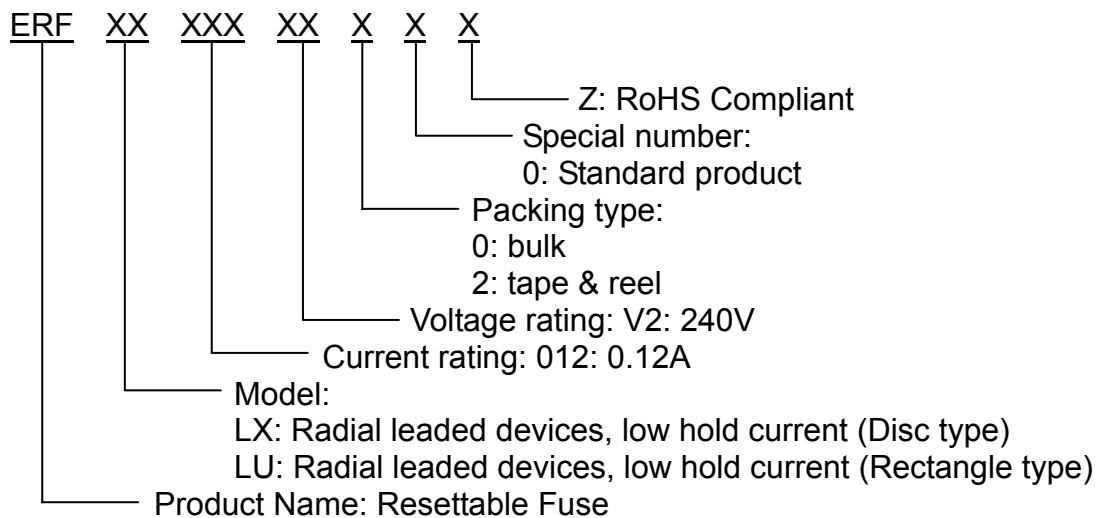
FEATURES

- Low hold current, Solid state
 - Radial-leaded product ideal for up to 265VAC/265VDC
 - Operation current: 0.05A~2.00A
 - Maximum voltage: 240VAC/VDC
 - Maximum interrupt voltage: 265VAC/DC
 - Temperature range: -40°C to 85°C
 - Cured, flame retardant epoxy polymer insulating material meets UL 94V-0 requirement
- Bulk packing, tape and reel available on most models

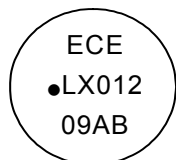
APPLICATIONS

- Power Supply
- Power Transformer
- 240VDC/VAC Equipment

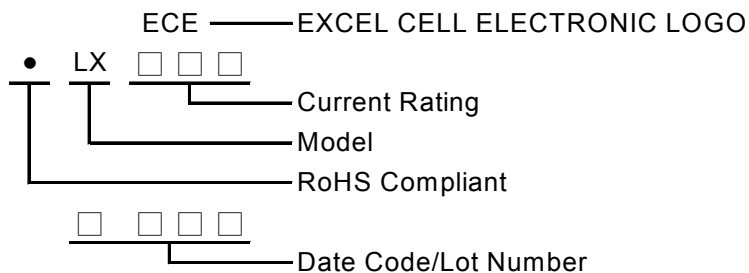
PART NUMBERING SYSTEM



Marking system



Example



NOTE: Specifications subject to change without prior notice.

■ Electrical characteristics(23°C)

Part Number	Hold Current	Trip Current	Max. Time to trip	Maximum Current	Rated Voltage	Typical Power	Resistance Tolerance	
							R _{MIN}	R _{1MAX}
	I _H , A	I _T , A	at 5xI _H	I _{MAX} , A	V _{MAX} , V _{dc}	P _d , W	Ω	Ω
LX005-V2	0.05	0.12	15.0	1.0	240	0.70	18.50	65.0
LX008-V2	0.08	0.19	15.0	1.2	240	0.80	7.40	26.0
LX012-V2	0.12	0.30	15.0	1.2	240	1.00	3.00	12.0
LX016-V2	0.16	0.37	15.0	2.0	240	1.40	2.50	7.80
LU025-V2	0.25	0.56	18.5	3.5	240	1.50	1.30	3.80
LU033-V2	0.33	0.74	18.5	4.5	240	1.70	0.83	2.60
LU040-V2	0.40	0.90	24.0	5.5	240	2.00	0.60	1.90
LU055-V2	0.55	1.25	26.0	7.0	240	3.40	0.45	1.45
LU075-V2	0.75	1.50	18.0	7.5	240	2.60	0.32	0.84
LX100-V2	1.00	2.00	21.0	10.0	240	2.90	0.22	0.58
LX125-V2	1.25	2.50	23.0	12.5	240	3.30	0.17	0.44
LU200-V2	2.00	4.00	28.0	20.0	240	4.50	0.09	0.22

I_H=Hold current-maximum current at which the device will not trip at 23°C still air.

I_T=Trip current-minimum current at which the device will always trip at 23°C still air.

V_{MAX}=Maximum voltage device can withstand without damage at its rated current.

I_{MAX}= Maximum fault current device can withstand without damage at rated voltage (V max).

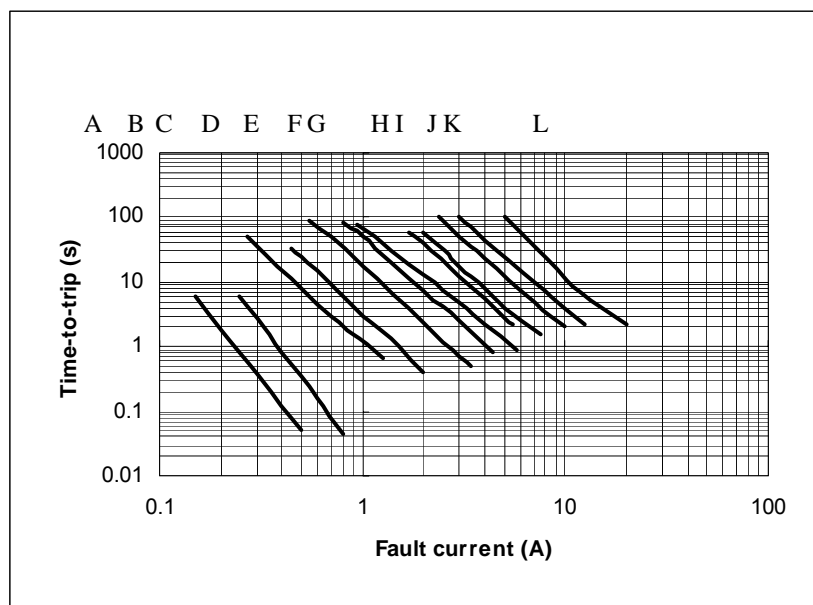
P_d=Typical power dissipated from device when in the tripped state in 23°C still air environment.

R_{MIN}=Minimum device resistance at 23°C.

R_{1MAX}=Maximum device resistance at 23°C 1 hour after tripping .

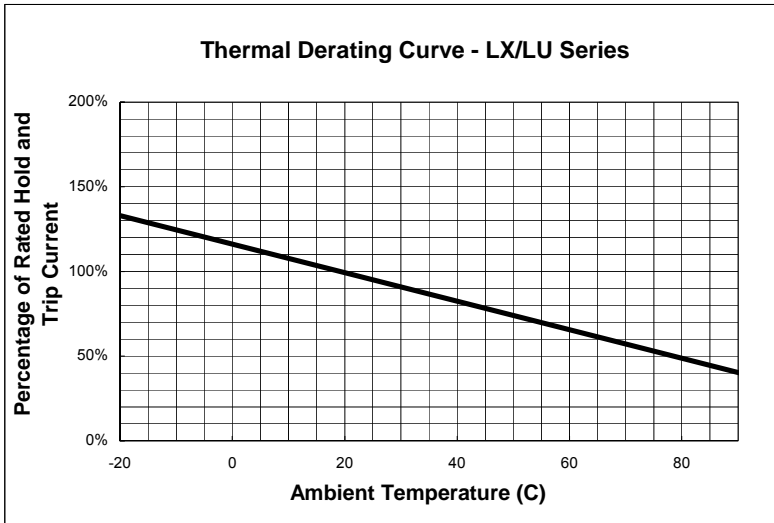
■ Typical Time-To-Trip at 23°C

A=LX005-V2
 B=LX008-V2
 C=LX012-V2
 D=LX016-V2
 E=LU025-V2
 F=LU033-V2
 G=LU040-V2
 H=LU055-V2
 E=LU075-V2
 F=LX100-V2
 G=LX125-V2
 H=LU200-V2



NOTE: Specifications subject to change without prior notice.

■ Thermal Derating Curve



■ LX/LU Product Dimensions (UNIT: mm)

Part Number	A	B	C	D	E	Figure
	Maximum	Maximum	Typical	Minimum	Maximum	
LX005-V2	8.3	10.7	5.1	7.6	3.8	1
LX008-V2	8.3	10.7	5.1	7.6	3.8	1
LX012-V2	8.3	10.7	5.1	7.6	3.8	1
LX016-V2	9.9	12.5	5.1	7.6	3.8	1
LU025-V2	9.6	17.4	5.1	7.6	3.8	2
LU033-V2	11.4	16.5	5.1	7.6	3.8	2
LU040-V2	11.5	19.5	5.1	7.6	3.8	2
LU055-V2	14.0	21.7	5.1	7.6	4.1	3
LU075-V2	11.5	23.4	5.1	7.6	4.8	3
LX100-V2	18.7	24.4	10.2	7.6	5.1	4
LX125-V2	21.2	27.4	10.2	7.6	5.3	4
LU200-V2	24.9	33.8	10.2	7.6	6.1	3

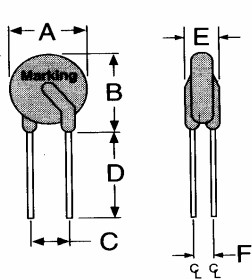


Figure 1

- Lead Size: 24AWG
- $\Phi 0.51$ mm Diameter

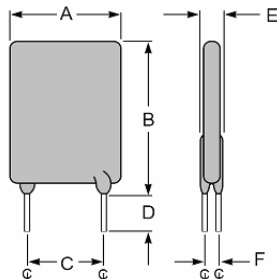


Figure 2

- Lead Size: 22AWG
- $\Phi 0.65$ mm Diameter

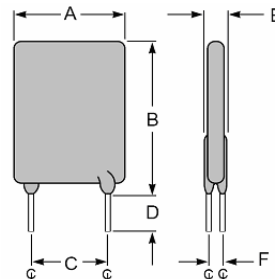


Figure 3

- Lead Size: 20AWG
- $\Phi 0.81$ mm Diameter

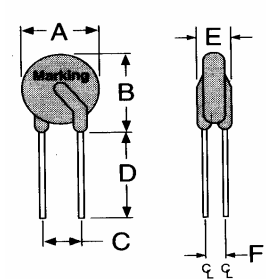


Figure 4

- Lead Size: 20AWG
- $\Phi 0.81$ mm Diameter

NOTE: Specifications subject to change without prior notice.

X-ON Electronics

Largest Supplier of Electrical and Electronic Components

Click to view similar products for [Specialty Fuses](#) category:

Click to view products by [ECC manufacturer](#):

Other Similar products are found below :

[63NZ02GL](#) [714125](#) [722134](#) [80NH00GR-6](#) [FWH-200A](#) [FWP-32A14F](#) [FWP-50](#) [HBM-25](#) [12LCT](#) [12TDLSJ63](#) [REN-3](#) [15.5CAVH2E](#) [ECF-2](#)
[ECF-4](#) [ECF-6](#) [170M0213](#) [170M1314](#) [170M1369-D](#) [170M3809D](#) [BK/F02A-2AS](#) [BK/F02B-1A](#) [N-2-1/2](#) [N-3-2/10](#) [NITD2](#) [20D16](#) [20D16SC](#)
[20D27FB](#) [KAA-3](#) [KAB-2](#) [KAB-30](#) [KAJ-60](#) [KAW-3](#) [2D16](#) [LKN-125B](#) [16D27SB](#) [170M1564D](#) [170M2616](#) [170M2668](#) [170M4161](#)
[170M4241](#) [170M4699](#) [ESD63](#) [ABS-25](#) [ABS-30](#) [ABS-8](#) [ACF-15](#) [ACF-30](#) [ACO-30](#) [SSD10](#) [200NH1M](#)