

# NHD-0216K3Z-FL-GBW

## Serial Liquid Crystal Display Module

NHD-	Newhaven Display
0216-	2 lines x 16 characters
K3Z-	Model
F-	Transflective
L-	Yellow/Green LED backlight
G-	STN- Gray
B-	6:00 view
W-	Wide Temperature (-20°C ~ +70°C)
	<b>RoHS Compliant</b>

**Newhaven Display International, Inc.**

2511 Technology Drive, Suite 101

Elgin IL, 60124

Ph: 847-844-8795

Fax: 847-844-8796

[www.newhavendisplay.com](http://www.newhavendisplay.com)

[nhtech@newhavendisplay.com](mailto:nhtech@newhavendisplay.com)

[nhsales@newhavendisplay.com](mailto:nhsales@newhavendisplay.com)



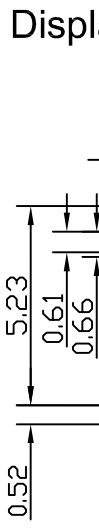
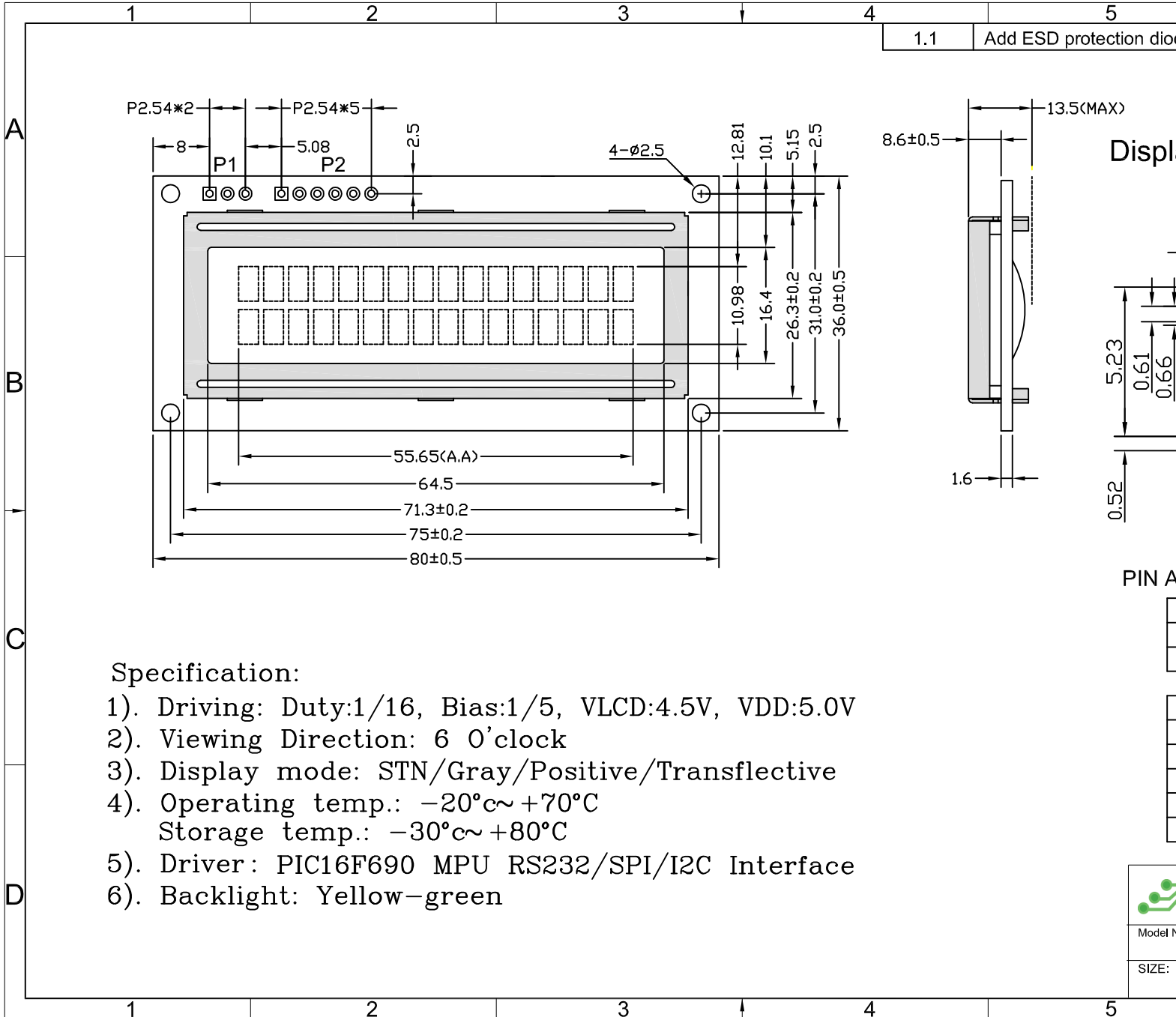
## Document Revision History

Revision	Date	Description	Changed by
0	7/11/2007	Initial Release	-
1	12/15/2009	User guide reformat	CL
2	5/16/2011	Mechanical Drawing Updated	TJ
3	11/7/2011	Pin description updated	AK
4	4/9/2012	Electrical characteristics updated / User guide reformatted	AK

## Functions and Features

- 2 lines x 16 characters
- Serial Interface: I2C, SPI or RS232
- 5V power supply
- 1/16 duty, 1/5 bias
- 5x8 pixels with cursor
- RoHS Compliant

# Mechanical Drawing



## Pin Description

Pin No.	Symbol	External Connection	Function Description
1	RX	MPU	RS232 Serial input port
2	VSS	Power Supply	Ground
3	VDD	Power Supply	Power supply for logic (+5.0V)
1	SPISS	MPU	SPI Slave Select (NC in I2C mode)
2	SDO	NC	No Connect
3	SCK/SCL	MPU	Serial Clock
4	SDI/SDA	MPU	Serial Data In (SPI) / Serial Data (I2C)
5	VSS	Power Supply	Ground
6	VDD	Power Supply	Power Supply for logic (+5.0V)

**Recommended LCD connector:** 2.54mm pitch pins on P1 or P2

**Backlight connector:** controlled by command **Mates with:** -

## Jumper Communication Selection

R1	R2	Protocol	Description
Short	Short	TEST	Self-test
Open	Short	SPI	100KHz max clock
Short	Open	I2C	100KHz max clock
Open	Open	RS232	5V, TTL signal

## Electrical Characteristics

Item	Symbol	Condition	Min.	Typ.	Max.	Unit
Operating Temperature Range	Top		-20	-	+70	°C
Storage Temperature Range	Tst		-30	-	+80	°C
Supply Voltage	VDD		4.7	5.0	5.5	V
Supply Current (LCD + Backlight)	IDD	Ta=25°C VDD=5.0V	-	247	-	mA
Supply for LCD (contrast)	VDD-V0	Ta=25°C	-	-	-	V
"H" Level input (Schmitt Trigger)	Vih		0.8VDD	-	VDD	V
"L" Level input (Schmitt Trigger)	Vil		VSS	-	0.2VDD	V
"H" Level output	Voh		-	-	-	V
"L" Level output	Vol		-	-	-	V

## Optical Characteristics

Item	Symbol	Condition	Min.	Typ.	Max.	Unit
Viewing Angle – Top	$\theta$	Cr $\geq$ 2	-	10	-	°
Viewing Angle – Bottom	$\theta$	Cr $\geq$ 2	-	60	-	°
Viewing Angle – Left	$\Phi$	Cr $\geq$ 2	-	45	-	°
Viewing Angle – Right	$\Phi$	Cr $\geq$ 2	-	45	-	°
Contrast Ratio	Cr		-	3	-	-
Response Time (rise)	Tr	-	-	100	150	ms
Response Time (fall)	Tf	-	-	150	200	ms

## Built-in LCD Controller: PIC 16F690

[http://www.newhavendisplay.com/app\\_notes/PIC16F690.pdf](http://www.newhavendisplay.com/app_notes/PIC16F690.pdf)

## Communication Information

This display uses a built-in PIC 16F690 for serial communication.

### I2C protocol:

To enter the I2C mode, place a jumper on R1.

SDA and SDK have pull-up resistors (10K Ohm) on R7 and R8.

The default I2C address is 80 (50 hex). The I2C address can be changed to any 8-bit value by command function, with the exception that the LSB (least significant bit) must always be '0'. Once the I2C address has been changed, it will be saved in the system memory, and it will revert back to the default address if either RS232 or SPI protocol is selected.

The I2C interface is capable of receiving data at up to 100KHz clock rate.

### SPI protocol:

To enter the SPI mode, place a jumper on R2.

SPI mode has a normally high level idle clock. When Slave Select is LOW, data is sampled on the rising edge of the Clock.

The SPI interface is capable of receiving data at up to 100KHz clock rate.

### RS232 protocol:

To enter the RS232 mode, both R1 and R2 should be open.

The RS232 signal must be 5V TTL compatible. Communication format is 8-bit data, 1 Stop bit, no parity, no hand-shaking. Default BAUD rate is 9600, and is changeable with a command function. Once the BAUD rate has been changed, it will be saved in the system memory, and it will revert back to the default address if either I2C or SPI protocol is selected.

### ASCII Text

To display normal text, just enter its **ASCII** number. A number from **0x00 to 0x07** displays the user defined custom character, **0x20 to 0x7F** displays the standard set of characters, **0xA0 to 0xFD** display characters and symbols that are factory-masked on the ST7066U controller. 0xFE is reserved.

## Table of Commands

Prefix	Command	Parameter	Description
0xFE	0x41	None	Display on
0xFE	0x42	None	Display off
0xFE	0x45	1 Byte	Set cursor
0xFE	0x46	None	Cursor home
0xFE	0x47	None	Underline cursor on
0xFE	0x48	None	Underline cursor off
0xFE	0x49	None	Move cursor left one place
0xFE	0x4A	None	Move cursor right one place
0xFE	0x4B	None	Blinking cursor on
0xFE	0x4C	None	Blinking cursor off
0xFE	0x4E	None	Backspace
0xFE	0x51	None	Clear screen
0xFE	0x52	1 Byte	Set contrast
0xFE	0x53	1 Byte	Set backlight brightness
0xFE	0x54	9 Byte	Load custom character
0xFE	0x55	None	Move display one place to the left
0xFE	0x56	None	Move display one place to the right
0xFE	0x61	1 Byte	Change RS232 BAUD rate 232
0xFE	0x62	1 Byte	Change I2C address
0xFE	0x70	None	Display firmware version number
0xFE	0x71	None	Display RS232 BAUD rate
0xFE	0x72	None	Display I2C address

### Changing the I2C Slave Address

Syntax            hexadecimal    0xFE    0x62    [addr]

Parameter	Parameter	Length	Description
	[addr]	1 byte	New I <sup>2</sup> C address, 0x00 – 0xFE The LSB is always '0'.

Description    This command sets the I2C address. The address must be an even number (LSB = 0). The address change requires 20 microseconds to take effect; therefore, the subsequent input must have an appropriate delay. The default I2C address can be restored if SPI or RS232 is selected as the communication mode.  
Default: 0x50

## Changing BAUD Rate

Syntax hexadecimal 0xFE 0x61 [baud]

Parameter	Parameter	Length	Description
	[baud]	1 byte	New RS232 BAUD Rate, 1 - 8

Description This command sets the RS232 BAUD rate. The single byte parameter selects the desired BAUD rate as in the table below. The new BAUD rate requires 20 microseconds to take effect; therefore, the subsequent input must have an appropriate delay. The default BAUD rate can be restored if I2C or SPI is selected as the communication mode. Illegal parameter input will be discarded.

Parameter	BAUD
1	300
2	1200
3	2400
4	9600
5	14400
6	19.2K
7	57.6K
8	115.2K

Default: 9600 BAUD

## Turn On Display

Syntax hexadecimal 0xFE 0x41

Parameter	Parameter	Length	Description
	None	None	Turn on LCD screen

Description This command turns on the LCD display screen. The display text is not altered.  
Default: LCD screen is on

## Turn Off Display

Syntax hexadecimal 0xFE 0x42

Parameter	Parameter	Length	Description
	None	None	Turn off LCD screen

Description This command turns off the LCD display screen. The display text is not altered.  
Default: LCD screen is on



### Set Cursor Position

Syntax hexadecimal 0xFE 0x45 [pos]

Parameter	Parameter	Length	Description
[pos]		1 byte	Put cursor at location specified by [pos], 0x00 to 0x67

Description This command moves the cursor to a specified location where the next character will be displayed. The typical cursor position for a 4-line display is show below; a cursor position outside these ranges will not be viewable.

	Column 1	Column 16
Line 1	0x00	0x0F
Line 2	0x40	0x4F

Default: After a reset, the cursor is on position 0x00

### Home Cursor

Syntax hexadecimal 0xFE 0x46

Parameter	Parameter	Length	Description
None		None	Position cursor at line 1 column 1

Description This command moves the cursor to line 1, column 1 of the LCD screen. The display text is not altered.

Default: None

### Turn On Underline Cursor

Syntax hexadecimal 0xFE 0x47

Parameter	Parameter	Length	Description
None		None	Turn on underline cursor

Description This command turns on the underline cursor.

Default: Underline cursor is off

### Turn Off Underline Cursor

Syntax hexadecimal 0xFE 0x48

Parameter	Parameter	Length	Description
None		None	Turn off underline cursor

Description This command turns off the underline cursor.

Default: Underline cursor is off

### Move Cursor Left One Space

Syntax hexadecimal 0xFE 0x49

Parameter	Parameter	Length	Description
	None	None	Move cursor left 1 space

Description This command moves the cursor position left 1 space whether the cursor is turned on or not. The displayed character is not altered.  
Default: None

### Move Cursor Right One Space

Syntax hexadecimal 0xFE 0x4A

Parameter	Parameter	Length	Description
	None	None	Move cursor right 1 space

Description This command moves the cursor position left 1 space whether the cursor is turned on or not. The displayed character is not altered.  
Default: None

### Turn On Blinking Cursor

Syntax hexadecimal 0xFE 0x4B

Parameter	Parameter	Length	Description
	None	None	Turn on the blinking cursor

Description This command turns on the blinking cursor.  
Default: The blinking cursor is off

### Turn Off Blinking Cursor

Syntax hexadecimal 0xFE 0x4C

Parameter	Parameter	Length	Description
	None	None	Turn off the blinking cursor

Description This command turns off the blinking cursor.  
Default: The blinking cursor is off

## Back Space

Syntax hexadecimal 0xFE 0x4E

Parameter	Parameter	Length	Description
	None	None	Move cursor back one space, delete last character.

Description This command is destructive backspace. The cursor is moved back one space and the character on the cursor is deleted.  
Default: None

## Clear Screen

Syntax hexadecimal 0xFE 0x51

Parameter	Parameter	Length	Description
	None	None	Clear LCD and move cursor to line 1 column 1.

Description This command clears the entire display and place the cursor at line 1 column 1.  
Default: None

## Set Display Contrast

Syntax hexadecimal 0xFE 0x52 [contrast]

Parameter	Parameter	Length	Description
	[contrast]	1 byte	Set the display contrast, value between 1 and 50

Description This command sets the display contrast. The contrast setting can be between 1 and 50, where 50 is the highest contrast.  
Default: 40

## Set Backlight Brightness

Syntax hexadecimal 0xFE 0x53 [brightness]

Parameter	Parameter	Length	Description
	[brightness]	1 byte	Set the backlight brightness level, value between 1 and 8

Description This command sets the backlight brightness level. The value can be between 1 and 8.  
Default: 1

## Load Custom Characters

Syntax hexadecimal 0xFE 0x54 [addr] [d0 ...d7]

Parameter	Parameter	Length	Description
	[addr]	1 byte	Custom character address, 0 – 7
	[D0...D7]	8 bytes	Custom character pattern bit map

Description There is space for eight user-defined custom characters. This command loads the custom character into one of the eight locations. The custom character pattern is bit mapped into 8 data bytes. The bit map for Spanish character '¿' is shown in table below. To display the custom character, user has to enter the address of the character (0 to 8).  
Default: None

Bit	7	6	5	4	3	2	1	0	Hex
Byte 1	0	0	0	0	0	1	0	0	0x04
Byte 2	0	0	0	0	0	0	0	0	0x00
Byte 3	0	0	0	0	0	1	0	0	0x04
Byte 4	0	0	0	0	1	0	0	0	0x08
Byte 5	0	0	0	1	0	0	0	0	0x10
Byte 6	0	0	0	1	0	0	0	1	0x11
Byte 7	0	0	0	0	1	1	1	0	0x0E
Byte 8	0	0	0	0	0	0	0	0	0x00

## Shift Display to the Left

Syntax hexadecimal 0xFE 0x55

Parameter	Parameter	Length	Description
	None	None	Shift the LCD screen to the left 1 space.

Description This command shifts the display to the left 1 space. The cursor position also moves with the display, and the display data is not altered.  
Default: None

## Shift Display to the Right

Syntax hexadecimal 0xFE 0x56

Parameter	Parameter	Length	Description
	None	None	Shift the LCD screen to the right 1 space.

Description This command shifts the display to the right 1 space. The cursor position also moves with the display, and the display data is not altered.  
Default: None

### Display Firmware Version Number

Syntax hexadecimal 0xFE 0x70

Parameter	Parameter	Length	Description
	None	None	Display the firmware version number.

Description This command displays the firmware version.  
Default: None

### Display RS232 Baud Rate

Syntax hexadecimal 0xFE 0x71

Parameter	Parameter	Length	Description
	None	None	Display Baud Rate

Description This command displays the RS232 BAUD rate.  
Default: None

### Display I<sup>2</sup>C Address

Syntax hexadecimal 0xFE 0x72

Parameter	Parameter	Length	Description
	None	None	Display I <sup>2</sup> C Address

Description This command displays the current I<sup>2</sup>C slave address.  
Default: None

## Example Initialization Program

See program code at [http://www.newhavendisplay.com/app\\_notes/Serial\\_LCD.txt](http://www.newhavendisplay.com/app_notes/Serial_LCD.txt)

# Built-in Font Table

Lower 4 Bits \ Upper 4 Bits	0000	0001	0010	0011	0100	0101	0110	0111	1000	1001	1010	1011	1100	1101	1110	1111
xxxx0000	CG RAM (1)			0	a	P	`	P				-	夕	三	&	P
xxxx0001	(2)		!	1	A	Q	a	q			。	ア	チ	△	ä	q
xxxx0010	(3)		"	2	B	R	b	r			「	イ	ツ	×	φ	θ
xxxx0011	(4)		#	3	C	S	c	s			」	ウ	テ	モ	ε	∞
xxxx0100	(5)		\$	4	D	T	d	t			、	エ	ト	ホ	μ	Ω
xxxx0101	(6)		%	5	E	U	e	u			・	オ	ナ	1	ø	ü
xxxx0110	(7)		&	6	F	V	f	v			ヲ	カ	ニ	ヨ	ρ	Σ
xxxx0111	(8)		'	7	G	W	g	w			ア	キ	ヌ	ラ	g	π
xxxx1000	(1)		(	8	H	X	h	x			イ	ク	ネ	リ	√	×
xxxx1001	(2)		)	9	I	Y	i	y			ウ	ケ	ル	ル	´	y
xxxx1010	(3)		*	:	J	Z	j	z			エ	コ	ハ	レ	J	≠
xxxx1011	(4)		+	;	K	[	k	[			オ	サ	ヒ	ロ	*	≠
xxxx1100	(5)		,	<	L	¥	l	l			カ	シ	フ	ク	φ	≠
xxxx1101	(6)		-	=	M	]	m	)			ユ	ス	ハ	ン	も	÷
xxxx1110	(7)		.	>	N	^	n	→			ヨ	セ	ホ	°	ñ	
xxxx1111	(8)		/	?	O	_	o	+			ッ	リ	マ	°	ö	■

## Quality Information

Test Item	Content of Test	Test Condition	Note
High Temperature storage	Endurance test applying the high storage temperature for a long time.	+80°C , 48hrs	2
Low Temperature storage	Endurance test applying the low storage temperature for a long time.	-30°C , 48hrs	1,2
High Temperature Operation	Endurance test applying the electric stress (voltage & current) and the high thermal stress for a long time.	+70°C 48hrs	2
Low Temperature Operation	Endurance test applying the electric stress (voltage & current) and the low thermal stress for a long time.	-20°C , 48hrs	1,2
High Temperature / Humidity Operation	Endurance test applying the electric stress (voltage & current) and the high thermal with high humidity stress for a long time.	+40°C , 90% RH , 48hrs	1,2
Thermal Shock resistance	Endurance test applying the electric stress (voltage & current) during a cycle of low and high thermal stress.	0°C,30min -> +25°C,5min -> +50°C,30min = 1 cycle 10 cycles	
Vibration test	Endurance test applying vibration to simulate transportation and use.	10-55 Hz, 15mm amplitude. 60 sec in each of 3 directions X,Y,Z For 15 minutes	3
Static electricity test	Endurance test applying electric static discharge.	VS=800V, RS=1.5kΩ, CS=100pF One time	

**Note 1:** No condensation to be observed.

**Note 2:** Conducted after 4 hours of storage at 25°C, 0%RH.

**Note 3:** Test performed on product itself, not inside a container.

## Precautions for using LCDs/LCMs

See Precautions at [www.newhavendisplay.com/specs/precautions.pdf](http://www.newhavendisplay.com/specs/precautions.pdf)

## Warranty Information and Terms & Conditions

[http://www.newhavendisplay.com/index.php?main\\_page=terms](http://www.newhavendisplay.com/index.php?main_page=terms)

## X-ON Electronics

Largest Supplier of Electrical and Electronic Components

*Click to view similar products for [LCD Character Display Modules & Accessories](#) category:*

*Click to view products by [Newhaven Display](#) manufacturer:*

Other Similar products are found below :

[HG9Z-AC501](#) [HG9Z-SCI25B](#) [HG9Z-XC300](#) [LCD-S401M14TF](#) [LCM-H04002DWN-1G](#) [LCM-S01602DTRA-3](#) [HDM16216L-S-L30S](#)  
[HG9Z-XC13A](#) [HG9Z-XC213](#) [C216L01YBW00](#) [LCM-S01602DSF/Q](#) [EA FL-10P](#) [MDLS-161612-G-LV-LED4G](#) [MDLS24265LVLED04](#)  
[MDLS-20265-LV-GLED4G](#) [NHD-0420AZ-FSW-GBW-33V33-0](#) [PC2004LRS-AWB-B-Q](#) [CM1644-SGR1](#) [C216W01BBW00](#)  
[C420W01NBW00](#) [C220W04NBW00](#) [C220L01YBWR00](#) [C216N04YBW00](#) [G64128W23NBW00](#) [G64128W18NBW00](#) [G64128Z24UBW00](#)  
[G64128W20NBW00](#) [G64128W20BBW00](#) [G64128W22BBW00](#) [G64128W25NBW00](#) [162A BC BW](#) [LCM-S02002DSM-Y](#) [MOP-AL202C-](#)  
[BYFY-25E-3IN](#) [NHD-0416BZ-FL-GBW-SED](#) [162D BA BC](#) [MDLS-20464-LV-GLED4G](#) [MDLS-40466-G-HV](#) [HDM24216H-2-P9XS](#)  
[MIKROE-4169](#) [MDLS-82603-LV-G](#) [MDLS-16263-C-LV-G-LED01G-FFC](#) [VIM-404-DP-RC-S-HV](#) [LCD-S401M16KR](#) [LED4-20265](#) [NHD-](#)  
[0440WH-ATFH-JT#](#) [EA 9907-DIP](#) [GLK12232A25SMUSBWBVSE](#) [GLK19264A-7T-1U-USB-FGW](#) [GLK19264A-7T-1U-USB-WB](#)  
[GLK12232A25SMUSBGWVSE](#)