

# Inductors for High-frequency Circuits

## Wound/STD

### NLHV series

**Type:** NLHV25 2520[1008 inch]\*  
\* Dimensions Code JIS[EIA]

**Issue date:** September 2011

- All specifications are subject to change without notice.
  - Conformity to RoHS Directive: This means that, in conformity with EU Directive 2002/95/EC, lead, cadmium, mercury, hexavalent chromium, and specific bromine-based flame retardants, PBB and PBDE, have not been used, except for exempted applications.
-

# Inductors for High-frequency Circuits

## Wound/STD

Conformity to RoHS Directive

### NLHV Series NLHV25

#### FEATURES

- High Q-factor is provided in frequency band more than 30MHz in comparison with existing NLV25 series.
- Land pattern is compatible with an existing series product.
- Lead-free material is used for the plating on the terminal

#### APPLICATIONS

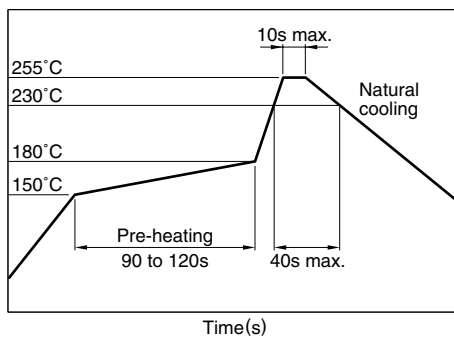
Power supply lines, audio visual systems, IT equipment

#### SPECIFICATIONS

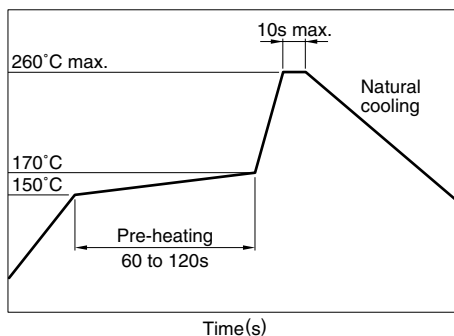
Operating temperature range	-40 to +105°C [Including self-temperature rise]
Storage temperature range	-40 to +105°C

#### RECOMMENDED SOLDERING CONDITIONS

##### REFLOW SOLDERING



##### FLOW SOLDERING



##### IRON SOLDERING

Tip temperature	300 to 350°C
Heating time	3 seconds/soldering
Soldering rod specifications	Output: 30W Tip diameter: 1mm

- Based on the above conditions, use a maximum product temperature of 260°C and a maximum accumulated heating time of 10 seconds as a guideline.
- Please contact us for details.

#### PRODUCT IDENTIFICATION

NLHV	25	T	R12	J	PF
(1)	(2)	(3)	(4)	(5)	(6)

(1) Series name

(2) Dimensions

25	2.5×2.0×1.8mm(L×W×T)
----	----------------------

(3) Packaging style

T	Taping (reel)
---	---------------

(4) Inductance

R12	0.12μH
-----	--------

(5) Inductance tolerance

J	±5%
---	-----


(6) Lead-free compatible product

PF	Conformity to RoHS directive, exemption regulations apply
EF	Conformity to RoHS directive

• Conformity to RoHS Directive: This means that, in conformity with EU Directive 2002/95/EC, lead, cadmium, mercury, hexavalent chromium, and specific bromine-based flame retardants, PBB and PBDE, have not been used, except for exempted applications.

• All specifications are subject to change without notice.

## SHAPES AND DIMENSIONS/RECOMMENDED PC BOARD PATTERN



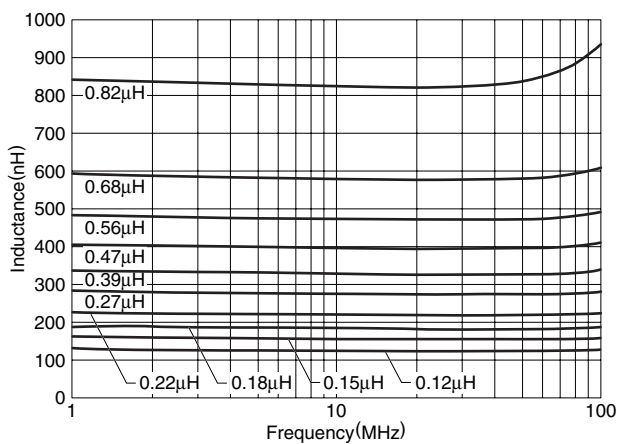
## ELECTRICAL CHARACTERISTICS

Inductance (μH)	Inductance tolerance	Q min.	Test frequency L,Q (MHz)	Self-resonant frequency (MHz)min.	DC resistance (Ω)max.	Rated current (mA)max.	Part No.
0.12	±5%	30	25.2	700	0.38	550	NLHV25T-R12J-□*
0.15	±5%	30	25.2	550	0.42	500	NLHV25T-R15J-□
0.18	±5%	35	25.2	500	0.45	475	NLHV25T-R18J-□
0.22	±5%	35	25.2	450	0.5	450	NLHV25T-R22J-□
0.27	±5%	35	25.2	425	0.58	425	NLHV25T-R27J-□
0.33	±5%	40	25.2	400	0.68	400	NLHV25T-R33J-□
0.39	±5%	40	25.2	375	0.73	375	NLHV25T-R39J-□
0.47	±5%	40	25.2	350	0.83	350	NLHV25T-R47J-□
0.56	±5%	40	25.2	325	0.93	325	NLHV25T-R56J-□
0.68	±5%	40	25.2	180	0.98	300	NLHV25T-R68J-□
0.82	±5%	40	25.2	120	1.05	280	NLHV25T-R82J-□

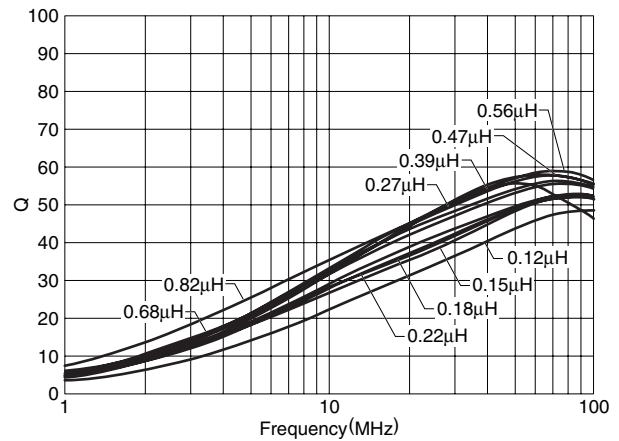
\* □: Please specify lead-free compatible product, PF (Conformity to RoHS directive, exemption regulations apply) or EF (Conformity to RoHS directive)

## TYPICAL ELECTRICAL CHARACTERISTICS

### INDUCTANCE vs. FREQUENCY CHARACTERISTICS



### Q vs. FREQUENCY CHARACTERISTICS



## X-ON Electronics

Largest Supplier of Electrical and Electronic Components

*Click to view similar products for [Fixed Inductors](#) category:*

*Click to view products by [TDK](#) manufacturer:*

Other Similar products are found below :

[MLZ1608M6R8WTD25](#) [MLZ1608N6R8LT000](#) [MLZ1608N3R3LTD25](#) [MLZ1608N3R3LT000](#) [MLZ1608N150LT000](#)

[MLZ1608M150WTD25](#) [MLZ1608M3R3WTD25](#) [MLZ1608M3R3WT000](#) [MLZ1608M150WT000](#) [MLZ1608A1R5WT000](#)

[MLZ1608N1R5LT000](#) [B82432C1333K000](#) [PCMB053T-1R0MS](#) [PCMB053T-1R5MS](#) [PCMB104T-1R5MS](#) [CR32NP-100KC](#) [CR32NP-](#)

[151KC](#) [CR32NP-180KC](#) [CR32NP-181KC](#) [CR32NP-1R5MC](#) [CR32NP-390KC](#) [CR32NP-3R9MC](#) [CR32NP-680KC](#) [CR32NP-820KC](#)

[CR32NP-8R2MC](#) [CR43NP-390KC](#) [CR43NP-560KC](#) [CR43NP-680KC](#) [CR54NP-181KC](#) [CR54NP-470LC](#) [CR54NP-820KC](#) [CR54NP-8R5MC](#)

[MGDQ4-00004-P](#) [MGDU1-00016-P](#) [MHL1ECTTP18NJ](#) [MHL1JCTTD12NJ](#) [PE-51506NL](#) [PE-53601NL](#) [PE-53630NL](#) [PE-53824SNLT](#) [PE-](#)

[62892NL](#) [PE-92100NL](#) [PG0434.801NLT](#) [PG0936.113NLT](#) [PM06-2N7](#) [PM06-39NJ](#) [HC2LP-R47-R](#) [HC2-R47-R](#) [HC3-2R2-R](#) [HC8-1R2-R](#)