

HIGH CV, RADIAL LEADS, POLARIZED

FEATURES

- EXTENDED VALUE AND HIGH VOLTAGE
- NEW REDUCED SIZES

RoHS
Compliant
includes all homogeneous materials

*See Part Number System for Details



CHARACTERISTICS

Rated Voltage Range		6.3 ~ 250Vdc						350 ~ 450Vdc					
Capacitance Range		4.7 ~ 10,000µF						1.5 ~ 68µF					
Operating Temperature Range		-40 ~ +85°C						-25 ~ +85°C					
Capacitance Tolerance		±20%(M)											
Max. Leakage Current @ 20°C		6.3 ~ 50Vdc				CV≤1,000µF				CV>1,000µF			
		0.01CV or 3µA whichever is greater after 2 minutes				0.1CV + 40µA (1 min.)				0.04CV + 100µA (1 min.)			
						.03CV + 15µA (5 min.)				0.02CV + 25µA (5 min.)			
Max. Tan δ @ 120Hz/20°C	W.V. (Vdc)	6.3	10	16	25	35	50	160	200	250	350	400	450
	S.V. (Vdc)	8.0	13	20	32	44	63	200	250	300	400	450	500
	C≤1,000µF	0.26	0.22	0.18	0.16	0.14	0.12	0.20	0.20	0.20	0.20	0.20	0.20
	C=2,000µF	0.28	0.24	0.20	0.18	0.16	0.14	-	-	-	-	-	-
	C=3,300µF	0.30	0.26	0.22	0.20	0.18	-	-	-	-	-	-	-
	C=4,700µF	0.32	0.28	0.24	0.22	-	-	-	-	-	-	-	-
	C=6,800µF	0.36	0.32	0.28	-	-	-	-	-	-	-	-	-
Low Temperature Stability Impedance Ratio @ 120Hz	W.V. (Vdc)	6.3	10	16	25	35	50	160	200	250	350	400	450
	Z-25°C/Z+20°C	6	4	4	3	2	2	3	3	3	5	5	7
	Z-40°C/Z+20°C	12	10	8	6	4	3	-	-	-	-	-	-
Load Life Test at Rated W.V. +85°C 2,000 Hours		Capacitance Change						Within ±25% of initial measured value					
		Tan δ						Less than 200% of specified maximum value					
		Leakage Current						Less than specified maximum value					

STANDARD PRODUCT AND CASE SIZE TABLE D φ x L (mm)

Cap. (µF)	Code	Working Voltage (Vdc)											
		6.3	10	16	25	35	50	160	200	250	350	400	450
1.5	1R5	-	-	-	-	-	-	-	-	-	-	-	8x9
2.2	2R2	-	-	-	-	-	-	-	-	-	-	-	8x9
3.3	3R3	-	-	-	-	-	-	-	-	-	8x9	10x9	10x9
4.7	4R7	-	-	-	-	-	-	8x9	8x9	8x9	10x9	10x9	-
6.8	6R8	-	-	-	-	-	-	8x9	8x9	10x9	12.5x16	12.5x16	12.5x16
10	100	-	-	-	-	-	-	10x9	10x9	10x9	12.5x16	12.5x16	16x16
22	220	-	-	-	-	-	-	-	-	12.5x16	16x16	18x16	16x20
33	330	-	-	-	-	-	-	12.5x16	12.5x16	16x16	18x16	16x20	18x20
47	470	-	-	-	-	-	-	12.5x16	16x16	18x16	16x20	18x20	18x25
68	680	-	-	-	-	-	-	16x16	18x16	16x20	18x25	18x25	-
100	101	-	-	-	-	-	8x9	16x20	16x20	18x20	-	-	-
150	151	-	-	-	-	8x9	10x9	18x20	18x25	18x25	-	-	-
220	221	-	-	-	8x9	10x9	-	18x25	-	-	-	-	-
330	331	-	-	8x9	10x9	10x9	-	-	-	-	-	-	-
470	471	8x9	8x9	8x9	10x9	-	12.5x16	-	-	-	-	-	-
680	681	8x9	10x9	10x9	12.5x16	12.5x16	16x16	-	-	-	-	-	-
1,000	102	10x9	10x9	-	12.5x16	16x16	16x20	-	-	-	-	-	-
2,200	222	12.5x16	12.5x16	16x16	16x20	18x20	18x25	-	-	-	-	-	-
3,300	332	12.5x16	16x16	16x20	18x20	18x25	-	-	-	-	-	-	-
4,700	472	18x16	16x20	18x20	18x25	-	-	-	-	-	-	-	-
6,800	682	16x20	18x20	18x25	-	-	-	-	-	-	-	-	-
10,000	103	18x20	18x25	-	-	-	-	-	-	-	-	-	-

PRECAUTIONS

Please review the notes on correct use, safety and precautions found on pages T10 & T11 of NIC's Electrolytic Capacitor catalog.
Also found at www.niccomp.com/precautions
If in doubt or uncertainty, please review your specific application - process details with NIC's technical support personnel: tpmg@niccomp.com



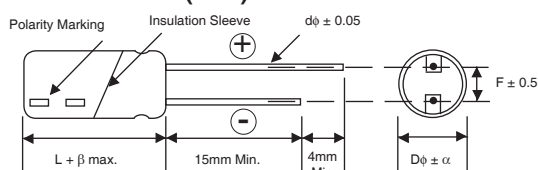
STANDARD PRODUCT, SPECIFICATIONS AND CASE SIZES D φ x L (mm)

Part Number	Cap. (μF)	W.V. (Vdc)	Dissipation Factor +20°C/120Hz	Ripple Current Rating (mA) +85°C/120Hz	Load Life Hours @ +85°C
NRE-LX471M6.3V8x9F	470	6.3	0.26	380	2,000
NRE-LX681M6.3V8x9F	680		0.26	420	2,000
NRE-LX102M6.3V10x9F	1,000		0.26	550	2,000
NRE-LX222M6.3V12.5x16F	2,200		0.28	1080	2,000
NRE-LX332M6.3V12.5x16F	3,300		0.30	1100	2,000
NRE-LX472M6.3V18x16F	4,700		0.32	1200	2,000
NRE-LX682M6.3V16x20F	6,800		0.36	1550	2,000
NRE-LX103M6.3V18x20F	10,000		0.44	1700	2,000
NRE-LX471M10V8x9F	470	10	0.22	380	2,000
NRE-LX681M10V10x9F	680		0.22	510	2,000
NRE-LX102M10V10x9F	1,000		0.22	550	2,000
NRE-LX222M10V12.5x16F	2,200		0.24	1080	2,000
NRE-LX332M10V16x16F	3,300		0.26	1120	2,000
NRE-LX472M10V16x20F	4,700		0.28	1550	2,000
NRE-LX682M10V18x20F	6,800		0.32	1650	2,000
NRE-LX103M10V18x25F	10,000		0.40	2150	2,000
NRE-LX331M16V8x9F	330	16	0.18	350	2,000
NRE-LX471M16V8x9F	470		0.18	380	2,000
NRE-LX681M16V10x9F	680		0.18	510	2,000
NRE-LX222M16V16x16F	2,200		0.20	1100	2,000
NRE-LX332M16V16x20F	3,300		0.22	1500	2,000
NRE-LX472M16V18x20F	4,700		0.24	1600	2,000
NRE-LX682M16V18x25F	6,800	0.28	2050	2,000	
NRE-LX221M25V8x9F	220	25	0.16	320	2,000
NRE-LX331M25V10x9F	330		0.16	410	2,000
NRE-LX471M25V10x9F	470		0.16	460	2,000
NRE-LX681M25V12.5x16F	680		0.16	760	2,000
NRE-LX102M25V12.5x16F	1,000		0.16	940	2,000
NRE-LX222M25V16x20F	2,200		0.18	1400	2,000
NRE-LX332M25V18x20F	3,300		0.20	1550	2,000
NRE-LX472M25V18x25F	4,700		0.22	2000	2,000
NRE-LX151M35V8x9F	150	35	0.14	260	2,000
NRE-LX221M35V10x9F	220		0.14	360	2,000
NRE-LX331M35V10x9F	330		0.14	420	2,000
NRE-LX681M35V12.5x16F	680		0.14	760	2,000
NRE-LX102M35V16x16F	1,000		0.14	950	2,000
NRE-LX222M35V18x20F	2,200		0.16	1500	2,000
NRE-LX332M35V18x25F	3,300		0.18	1850	2,000
NRE-LX101M50V8x9F	100		50	0.12	240
NRE-LX151M50V10x9F	150	0.12		320	2,000
NRE-LX471M50V12.5x16F	470	0.12		700	2,000
NRE-LX681M50V16x16F	680	0.12		810	2,000
NRE-LX102M50V16x20F	1,000	0.12		1050	2,000
NRE-LX222M50V18x25F	2,200	0.14		1650	2,000

LEAD SPACING AND DIAMETER (mm)

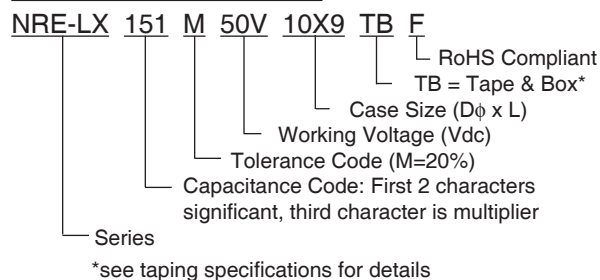
Case Dia. (Dφ)	8	10	12.5	16	18
Lead Dia. (dφ)	0.6	0.6	0.6	0.8	0.8
Lead Spacing (F)	3.5	5.0	5.0	7.5	7.5
Dim. α	0.5	0.5	0.5	0.5	0.5

DIMENSIONS (mm)



Drawing is representative of parts as supplied in bulk or straight lead format, please see taping specification for details on taped format packaging.

PART NUMBER SYSTEM



STANDARD PRODUCT, SPECIFICATIONS AND CASE SIZES D ϕ x L (mm)

Part Number	Cap. (μ F)	W.V. (Vdc)	Dissipation Factor +20°C/120Hz	Ripple Current Rating (mA) +85°C/120Hz	Load Life Hours @ +85°C
NRE-LX4R7M160V8x9F	4.7	160	0.20	54	2,000
NRE-LX6R8M160V8x9F	6.8		0.20	60	2,000
NRE-LX100M160V10x9F	10		0.20	85	2,000
NRE-LX330M160V12.5x16F	33		0.20	175	2,000
NRE-LX470M160V12.5x16F	47		0.20	220	2,000
NRE-LX680M160V16x16F	68		0.20	353	2,000
NRE-LX101M160V16x20F	100		0.20	478	2,000
NRE-LX151M160V18x20F	150		0.20	595	2,000
NRE-LX221M160V18x25F	220		0.20	771	2,000
NRE-LX4R7M200V8x9F	4.7	200	0.20	54	2,000
NRE-LX6R8M200V8x9F	6.8		0.20	60	2,000
NRE-LX100M200V10x9F	10		0.20	85	2,000
NRE-LX330M200V12.5x16F	33		0.20	175	2,000
NRE-LX470M200V16x16F	47		0.20	313	2,000
NRE-LX680M200V18x16F	68		0.20	380	2,000
NRE-LX101M200V16x20F	100		0.20	478	2,000
NRE-LX151M200V18x25F	150		0.20	671	2,000
NRE-LX4R7M250V8x9F	4.7		250	0.20	54
NRE-LX6R8M250V10x9F	6.8	0.20		69	2,000
NRE-LX100M250V10x9F	10	0.20		85	2,000
NRE-LX220M250V12.5x16F	22	0.20		156	2,000
NRE-LX330M250V16x16F	33	0.20		270	2,000
NRE-LX470M250V18x16F	47	0.20		330	2,000
NRE-LX680M250V16x20F	68	0.20		414	2,000
NRE-LX101M250V18x20F	100	0.20		507	2,000
NRE-LX151M250V18x25F	150	0.20		671	2,000
NRE-LX3R3M350V8x9F	3.3	350	0.20	37	2,000
NRE-LX4R7M350V10x9F	4.7		0.20	49	2,000
NRE-LX6R8M350V12.5x16F	6.8		0.20	94	2,000
NRE-LX100M350V12.5x16F	10		0.20	100	2,000
NRE-LX220M350V16x16F	22		0.20	220	2,000
NRE-LX330M350V18x16F	33		0.20	270	2,000
NRE-LX470M350V16x20F	47		0.20	330	2,000
NRE-LX680M350V18x25F	68		0.20	455	2,000
NRE-LX2R2M400V8x9F	2.2		400	0.20	35
NRE-LX3R3M400V10x9F	3.3	0.20		40	2,000
NRE-LX4R7M400V10x9F	4.7	0.20		49	2,000
NRE-LX6R8M400V12.5x16F	6.8	0.20		94	2,000
NRE-LX100M400V12.5x16F	10	0.20		100	2,000
NRE-LX220M400V18x16F	22	0.20		226	2,000
NRE-LX330M400V16x20F	33	0.20		282	2,000
NRE-LX470M400V18x20F	47	0.20		350	2,000
NRE-LX680M400V18x25F	68	0.20		455	2,000
NRE-LX1R5M450V8x9F	1.5	450	0.20	19	2,000
NRE-LX2R2M450V10x9F	2.2		0.20	29	2,000
NRE-LX3R3M450V10x9F	3.3		0.20	35	2,000
NRE-LX6R8M450V12.5x16F	6.8		0.20	77	2,000
NRE-LX100M450V16x16F	10		0.20	131	2,000
NRE-LX220M450V16x20F	22		0.20	208	2,000
NRE-LX330M450V18x20F	33		0.20	259	2,000
NRE-LX470M450V18x25F	47		0.20	333	2,000

RIPPLE CURRENT FREQUENCY CORRECTION FACTORS

Frequency (Hz)	60	120	500	1K	10K \geq
1.5 ~ 6.8 μ F	0.65	1.00	1.20	1.30	1.50
10 ~ 68 μ F	0.80	1.00	1.20	1.30	1.50
100 ~ 1,000 μ F	0.80	1.00	1.10	1.15	1.20
2,200 ~ 10,000 μ F	0.80	1.00	1.05	1.10	1.15



Miniature Aluminum Electrolytic Capacitors Taping Specifications

STANDARD RADIAL TAPING (5mm LEAD SPACING, FORMED LEADS) TB

Taping Dimensions (mm)

Case Dia. (D ϕ)	4	5	6.3	8
Case Size	4x5 4x7	5x5 5x7	5x11	6.3x5 6.3x7 6.3x11 8x11.5
d ϕ \pm 0.05	0.45	0.45	0.5	0.45
H \pm 0.75	17.5	17.5	18.5	17.5
F +0.8 ~ -0.2	5.0 -0.2 ~ +0.8			
P	12.7 \pm 1.0			
P ₀	12.7 \pm 0.2			
P ₁	3.85 \pm 0.5 (at end of tape)			
P ₂	6.35 \pm 1.0			
W	18.0 \pm 0.5			
W ₀	11.5 min.			
W ₁	9.0 \pm 0.5			
W ₂	0 ~ 2.5			
H ₀	16.0 \pm 0.5			
l	1.0 max.			
D ₀ ϕ	4.0 \pm 0.2			
Δ h	0 \pm 1.0 (at top of can)			
t	0.7 \pm 0.2 (not including lead)			



STANDARD RADIAL TAPING (5mm LEAD SPACING, STRAIGHT LEADS) TB

Taping Dimensions (mm)

Case Dia. (D ϕ)	10	12.5
Case Size	All	All
d ϕ \pm 0.05	0.6	0.6
H \pm 0.75	19.0	19.0
F +0.8 ~ -0.2	5.0	5.0
P \pm 1.0	25.4*	
P ₀	12.7 \pm 0.2	
P ₁	3.85	
P ₂	6.35 \pm 1.0	
W	18.0 \pm 0.5	
W ₀	11.5 min	
W ₁	9.0 \pm 0.5	
W ₂	0 ~ 2.5	
H ₀	16.0 \pm 0.5	
l	1.0 max.	
D ₀ ϕ	4.0 \pm 0.2	
Δ h	0 \pm 1.0 (at top of can)	
t	0.7 \pm 0.2 (not including lead)	



*Optional Taping Specifications

10mm diameter available with P dim. = 12.7mm
(P/N Suffix: TB12.7MMP)

12.5mm diameter available with P dim. = 15mm, P₁ = 5.0mm,
P₀ = 15.0mm & P₂ = 7.5mm (P/N Suffix: TB15MMP)

NOTE: ANODE (+) LEAD FEEDS OFF FIRST.
FOR OPTION OF NEGATIVE (-) LEAD FIRST,
SPECIFY "TBN".

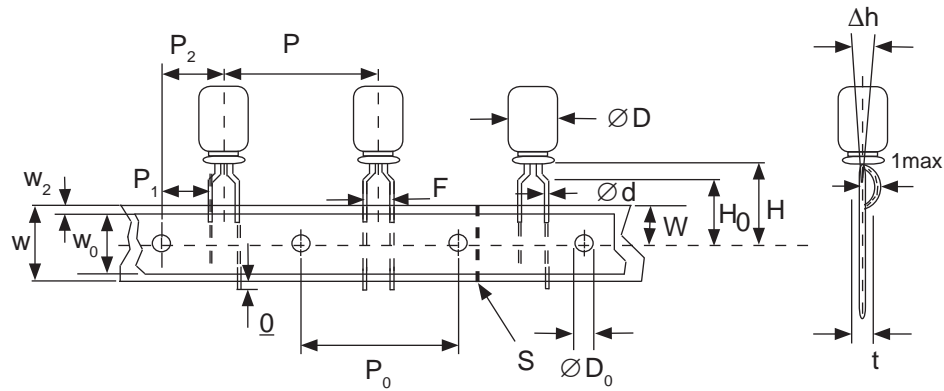


Miniature Aluminum Electrolytic Capacitors Taping Specifications

SPECIAL RADIAL TAPING (2.5mm LEAD SPACING, FORMED LEADS) TBF1

Taping Dimensions (mm)

Case Dia. (D ϕ)	4	5	
Case Size Dim.	4x5 4x7	5x5 5x7	5x11
d ϕ \pm 0.05	0.45	0.45	0.5
H \pm 0.75	17.5	17.5	18.5
H ₀ \pm 0.5	16.0	-	-
F	2.5 -0.2 ~ +0.8		
P	12.7 \pm 1.0		
P ₀	12.7 \pm 0.2		
P ₁	5.1 \pm 0.5		
P ₂	6.35 \pm 1.0		
W	18.0 \pm 0.5		
W ₀	11.5 min.		
W ₁	9.0 \pm 0.5		
W ₂	0 ~ 1.5		
l	1.0 max.		
D ₀ ϕ	4.0 \pm 0.2		
Δ h	0 \pm 1.0		
t	0.7 \pm 0.2		

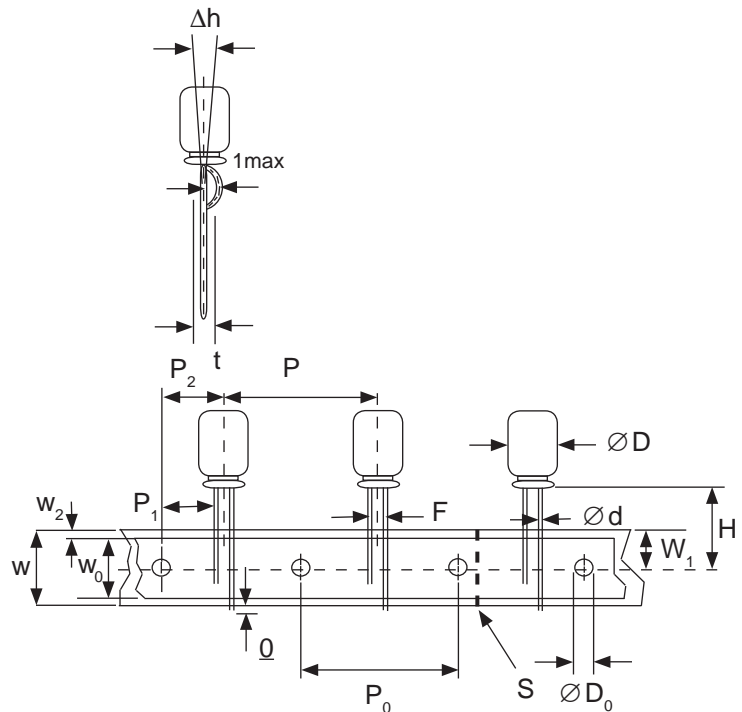


SPECIAL STRAIGHT LEAD TAPING TBST

Taping Dimensions (mm)

Case Dia. (D ϕ)	4	5			6.3		8
Case Size Dim.	4x5 4x7	5x5 5x7	5x11	6.3x5 6.3x7	6.3x11	8x11.5	
d ϕ \pm 0.05	0.45	0.45	0.5	0.45	0.5	0.6	
H \pm 0.75	17.5	17.5	18.5	17.5	18.5	20.0	
F +0.8 ~ -0.2	2.0*	2.0	2.0	2.5	2.5	3.5	
P \pm 1.0	12.7 \pm 0.2						
P ₀	12.7 \pm 0.2						
P ₁	5.1	5.1	5.1	5.1	5.1	4.6	
P ₂	6.35 \pm 1.0						
W	18.0 \pm 0.5						
W ₀	11.5 min.						
W ₁	9.0 \pm 0.5						
W ₂	0 ~ 2.5						
H ₀	16.0 \pm 0.5						
l	1.0 max.						
D ₀ ϕ	4.0 \pm 0.2						
Δ h	0 \pm 1.0 (at top of can)						
t	0.7 \pm 0.2 (not including lead)						

* Parts with 4mm diameter are taped with a slight flare in the lead and a 2.0mm lead-space.



RADIAL TAPED PACKAGING



Ammo Box (Tape & Box) TB, TBF1, TBST

Size of box and component quantity

Case Dia (Dφ) or Case Size	Q'ty per Box (pcs)	Dim. L	Dim. H	Dim. W
4x5, 4x7	2,000	331	175	43
5x5, 5x7	2,000	331	220	43
5x11	2,000	340	255	55
6.3x5, 6.3x7	2,000	331	280	43
6.3x11	2,000	331	280	48
8x11.5, 8x12.5	1,000	335	235	53
10x12.5*	500	335	190	53
10x16*	500	335	300	53
10x20*	500	335	300	55
12.x20*	500	335	300	55
12.5x25*	500	335	300	61

*Special Taping Consult Factory For Availability

X-ON Electronics

Largest Supplier of Electrical and Electronic Components

Click to view similar products for [Aluminium Electrolytic Capacitors - Radial Leaded](#) category:

Click to view products by [NIC](#) manufacturer:

Other Similar products are found below :

[NRELS102M35V16X16C.140LLF](#) [ESRG160ETC100MD07D](#) [227RZS050M](#) [335CKR250M](#) [476CKH100MSA](#) [477CKR100M](#)
[107CKR010M](#) [107CKH063MSA](#) [RJH-25V222MI9#](#) [RJH-35V221MG5#](#) [B43827A1106M8](#) [RJH-50V221MH6#](#) [EKYA500ELL470MF11D](#)
[B41022A5686M6](#) [ESRG250ELL101MH09D](#) [EKMA160EC3101MF07D](#) [RJB-10V471MG3#](#) [ESMG160ETD221MF11D](#)
[EKZH160ETD152MJ20S](#) [RJH-35V122MJ6#](#) [EGXF630ELL621ML20S](#) [RBD-25V100KE3#N](#) [EKMA350ELL100ME07D](#)
[ESMG160ETD101ME11D](#) [ELXY100ETD102MJ20S](#) [EGXF500ELL561ML15S](#) [EKMG350ETD471MJ16S](#) [35YXA330MEFC10X12.5](#)
[RXW471M1ESA-0815](#) [ELXZ630ELL221MJ25S](#) [ERR1HM1R0D11OT](#) [LPE681M30060FVA](#) [LPL471M22030FVA](#) [HFE221M25030FVA](#)
[LKMD1401H221MF](#) [B41888G6108M000](#) [EKMA160ETD470MF07D](#) [UHW1J102MHD6](#) [EKMG500ETD221MJC5S](#) [LKMK2502W101MF](#)
[LKMD1401H181MF](#) [LKMI2502G820MF](#) [LKMJ2001J122MF](#) [LKML2501C472MF](#) [LKMJ4002C681MF](#) [450MXH330MEFCSN25X45](#)
[450MXK330MA2RFC22X50](#) [63ZLH560MEFCG412.5X30](#) [ELH2DM331O25KT](#) [ELH2DM471P30KT](#)