

Miniature Aluminum Electrolytic Capacitors

NRSZC Series

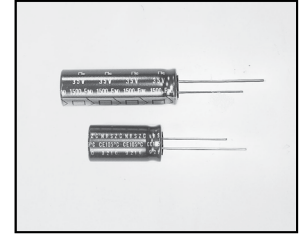
VERY LOW IMPEDANCE (LOWER THAN NRSZ) AT HIGH FREQUENCY
 RADIAL LEADS, POLARIZED ALUMINUM ELECTROLYTIC CAPACITORS

FEATURES

- VERY LOW IMPEDANCE
- LONG LIFE AT 105°C (2000 ~ 7000 hrs.)
- HIGH STABILITY AT LOW TEMPERATURE
- IDEALLY FOR SWITCHING POWER SUPPLIES
- MEETS THE REQUIREMENTS OF AEC-Q200*

RoHS Compliant
 includes all homogeneous materials

*See Part Number System for Details

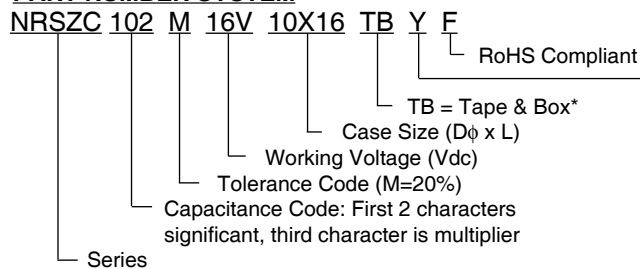


*Contact NIC for supporting test data

CHARACTERISTICS

Rated Voltage Range	6.3 ~ 35VDC					
Capacitance Range	47 ~ 18,000µF					
Operating Temperature Range	-55 ~ +105°C					
Capacitance Tolerance	±20% (M)					
Max. Leakage Current @ 20°C after 2 min.	0.01CV					
Max. Tanδ ~ 120Hz/20°C	W.V. (VDC)	6.3	10	16	25	35
	S.V. (VDC)	8	13	20	32	44
	C < 1,000µF	0.22	0.19	0.16	0.14	0.12
	C = 1,800µF	0.22	0.19	0.16	0.14	0.12
	C = 2,200µF	0.24	-	0.18	0.16	0.14
	C = 2,700µF	0.24	0.21	0.18	0.16	0.14
	C = 3,300µF	-	-	0.20	0.18	0.16
	C = 3,900µF	0.26	0.23	0.20	0.18	0.16
	C = 4,700µF	0.28	0.26	0.22	-	0.18
	C = 5,600µF	0.30	0.27	0.24	0.22	-
	C = 6,800µF	0.32	0.29	0.26	0.24	-
	C = 8,200µF	0.36	0.33	0.30	-	-
	C = 10,000µF	0.40	0.37	0.34	-	-
	C = 12,000µF	0.44	0.41	-	-	-
C = 15,000µF	0.50	0.47	-	-	-	
C = 18,000µF	0.56	-	-	-	-	
Low Temperature Stability Impedance Ratio @ 120Hz	Z-25°C/Z+20°C	3	2	2	2	2
	Z-40°C/Z+20°C	4	4	3	3	3
Load Life Test at Rated W.V. & 105°C 7,000 Hours: 16 ~ 18φ 5,000 hours: 12.5φ 4,000 hours: 10φ 3,000 hours: 8φ 2,000 hours: 5 ~ 6.3φ	Capacitance Change	Within ±25% of initial measured value				
	Tanδ	Less than 200% of specified maximum value				
	Leakage Current	Less than specified maximum value				
Shelf Life Test 105°C for 1,000 hours No Load	Capacitance Change	Within ±20% of initial measured value				
	Tanδ	Less than 200% of specified maximum value				
	Leakage Current	Less than specified maximum value				

PART NUMBER SYSTEM



*see taping specifications for details

Optional: For automotive equipment, sourced to special production and inspection at TS-16949 certified production site

PRECAUTIONS

Please review the notes on correct use, safety and precautions found on pages T10 & T11 of NIC's Electrolytic Capacitor catalog.

Also found at www.niccomp.com/precautions
 If in doubt or uncertainty, please review your specific application - process details with NIC's technical support personnel: tpmg@niccomp.com



STANDARD PRODUCTS, CASE SIZES AND SPECIFICATIONS

Part Number	Cap. (μF)	W.V. (Vdc)	Max. Tanδ	Max. LC (μA)	Max. Impedance	Max. Ripple Current at 100KHz/105°C (mA rms)	Load Life Hours @ +105°C
					100KHz/20°C		
NRSZC181M6.3V5x11F	180	6.3	0.22	11.3	0.340	205	2,000
NRSZC331M6.3V6.3x11F	330		0.22	20.8	0.170	330	2,000
NRSZC391M6.3V6.3x11F	390		0.22	24.6	0.170	330	2,000
NRSZC681M6.3V8x11.5F	680		0.22	42.8	0.110	580	3,000
NRSZC102M6.3V8x15F	1000		0.22	63.0	0.080	750	3,000
NRSZC122M6.3V8x20F	1200		0.22	75.6	0.060	1000	3,000
NRSZC122M6.3V10x12.5F			0.22	75.6	0.063	900	4,000
NRSZC152M6.3V8x20F	1500		0.22	94.5	0.060	1000	3,000
NRSZC152M6.3V10x16F			0.22	94.5	0.049	1200	4,000
NRSZC222M6.3V10x20F	2200		0.24	138.6	0.036	1450	4,000
NRSZC272M6.3V10x22F	2700		0.24	170.1	0.036	1500	4,000
NRSZC392M6.3V12.5x20F	3900		0.26	245.7	0.035	1660	5,000
NRSZC472M6.3V12.5x25F	4700		0.28	296.1	0.027	2000	5,000
NRSZC562M6.3V12.5x25F	5600		0.30	352.8	0.027	2000	5,000
NRSZC562M6.3V16x21F			0.30	352.8	0.032	2000	7,000
NRSZC682M6.3V12.5x30F	6800		0.32	428.4	0.24	2450	5,000
NRSZC682M6.3V16x25F			0.32	428.4	0.022	2560	7,000
NRSZC822M6.3V16x25F	8200		0.36	516.6	0.022	2560	7,000
NRSZC103M6.3V16x25F	10000		0.40	630.0	0.17	3010	7,000
NRSZC103M6.3V18x25F			0.40	630.0	0.022	2740	7,000
NRSZC123M6.3V16x35.5F	12000		0.44	756.0	0.016	3150	7,000
NRSZC123M6.3V18x30.5F			0.44	756.0	0.17	3330	7,000
NRSZC153M6.3V18x35.5F	15000		0.50	945.0	0.016	3680	7,000
NRSZC151M10V5x11F	150		10	0.19	15.0	0.340	205
NRSZC271M10V6.3x11F	270	0.19		27.0	0.170	330	2,000
NRSZC471M10V8x11.5F	470	0.19		47.0	0.110	580	3,000
NRSZC561M10V8x11.5F	560	0.19		56.0	0.110	580	3,000
NRSZC681M10V8x11.5F	680	0.19		68.0	0.080	750	3,000
NRSZC821M10V10x12.5F	820	0.19		82.0	0.063	900	4,000
NRSZC102M10V8x20F	1000	0.19		100.0	0.060	1000	3,000
NRSZC102M10V10x16F		0.19		100.0	0.049	1200	4,000
NRSZC122M10V10x16F	1200	0.19		120.0	0.049	1200	4,000
NRSZC152M10V10x20F	1500	0.19		150.0	0.036	1450	4,000
NRSZC182M10V10x22F	1800	0.19		180.0	0.036	1500	4,000
NRSZC272M10V12.5x20F	2700	0.21		270.0	0.035	1660	5,000
NRSZC392M10V12.5x25F	3900	0.23		390.0	0.027	2000	5,000
NRSZC392M10V16x21F		0.23		390.0	0.032	2000	7,000
NRSZC472M10V12.5x30F	4700	0.25		470.0	0.024	2450	5,000
NRSZC472M10V16x25F		0.25		470.0	0.022	2560	7,000
NRSZC562M10V16x25F	5600	0.27		560.0	0.022	2560	7,000
NRSZC562M10V18x21F		0.27		560.0	0.030	2490	7,000
NRSZC682M10V16x31.5F	6800	0.29		680.0	0.017	3010	7,000
NRSZC682M10V18x25F		0.29		680.0	0.022	2740	7,000
NRSZC822M10V16x31.5F	8200	0.33		820.0	0.017	3010	7,000
NRSZC103M10V16x35.5F	10000	0.37		1000	0.016	3150	7,000
NRSZC103M10V18x30.5F		0.37		1000	0.017	3330	7,000
NRSZC123M10V18x35.5F	12000	0.41		1200	0.016	3680	7,000

For Automotive Applications see part number system



STANDARD PRODUCTS, CASE SIZES AND SPECIFICATIONS

Part Number	Cap. (μF)	W.V. (Vdc)	Max. Tanδ	Max. LC (μA)	Max. Impedance	Max. Ripple Current at 100KHz/105°C (mA rms)	Load Life Hours @ +105°C
					100KHz/20°C		
NRSZC470M35V5x11F	47	35	0.12	16.5	0.340	205	2,000
NRSZC101M35V6.3x11F	100		0.12	35.0	0.170	330	2,000
NRSZC151M35V8x11.5F	150		0.12	52.5	0.110	580	3,000
NRSZC221M35V8x15F	220		0.12	77.0	0.080	750	3,000
NRSZC271M35V10x12.5F	270		0.12	94.5	0.063	900	4,000
NRSZC331M35V8x20F	330		0.12	115.5	0.060	1000	3,000
NRSZC331M35V10x16F			0.12	115.5	0.049	1200	4,000
NRSZC391M35V10x16F	390		0.12	136.5	0.049	1200	4,000
NRSZC471M35V10x20F	470		0.12	164.5	0.036	1450	4,000
NRSZC561M35V10x20F	560		0.12	196.0	0.036	1450	4,000
NRSZC681M35V10x22F	680		0.12	238.0	0.036	1500	4,000
NRSZC821M35V12.5x20F	820		0.12	287.0	0.035	1660	5,000
NRSZC122M35V12.5x25F	1200		0.12	420.0	0.027	2000	5,000
NRSZC122M35V16x21F			0.12	420.0	0.032	2000	7,000
NRSZC152M35V12.5x30F	1500		0.12	525.0	0.024	2450	5,000
NRSZC152M35V18x21F			0.12	525.0	0.030	2490	7,000
NRSZC182M35V16x25F	1800		0.12	630.0	0.022	2560	7,000
NRSZC222M35V18x25F	2200		0.14	770.0	0.022	2740	7,000
NRSZC272M35V16x31.5F	2700		0.14	945.0	0.017	3010	7,000
NRSZC332M35V16x35.5F	3300		0.16	1155	0.016	3150	7,000
NRSZC392M35V18x35.5F	3900		0.16	1365	0.016	3680	7,000

For Automotive Applications see part number system

RIPPLE CURRENT CORRECTION FACTORS

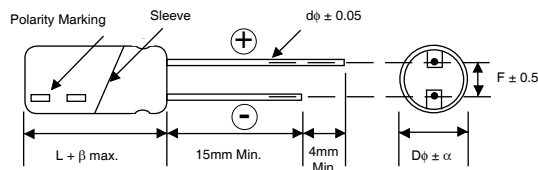
Frequency (Hz)	Cap. (μF)	120	1K	10K	100K
Multiplier	47 ~ 68	0.50	0.80	1.00	1.00
	100 ~ 220	0.55	0.85	1.00	1.00
	270 ~ 1000	0.65	0.90	1.00	1.00
	1200 ~ 18000	0.75	0.90	1.00	1.00

LEAD SPACING AND DIAMETER (mm)

Case Dia. (Dφ)	5	6.3	8	10	12.5	12.5x30	16	18
Lead Dia. (dφ)	0.5	0.5	0.6	0.6	0.6	0.8	0.8	0.8
Lead Spacing (F)	2.0	2.5	3.5	5.0	5.0	5.0	7.5	7.5
Dim. α	0.5							

$$\beta = L < 20\text{mm} = 1.5\text{mm}, L \geq 20\text{mm} = 2.0\text{mm}$$

DIMENSIONS (mm)



Drawing is representative of parts as supplied in bulk or straight lead format, please see taping specification for details on taped format packaging.

X-ON Electronics

Largest Supplier of Electrical and Electronic Components

Click to view similar products for [nic manufacturer](#):

Other Similar products are found below :

[NMC0603NPO0R6B50TRPF](#) [NMC0603NPO270J100TRPF](#) [NMC1206X5R226K6.3TRPLP2KF](#) [NRE-S100M25V4X7F](#) [NRE-
HS102M25V12.5X16F](#) [NRC-S06F2212TRF](#) [NCD180J1KVNPOJTRF](#) [NRC-S06F1692TRF](#) [NMC-P1206X7R104K100TRPF](#) [NMC-
H1206NPO471K1KVTRPLPF](#) [NML04J9N1TRF](#) [NRSNA4I4J150TR40KF](#) [NRWA470M35V6.3X11TBF](#) [NACE221M16V6.3X8TR13F](#)
[NRSS332M50V18X35.5F](#) [NDTM106K25F1TRF](#) [NCM15X7R103K50F](#) [NCD103M1KVZ5UF](#) [NRSS682M25V18X35.5F](#)
[NEXC224Z5.5V10.5X8.5TRF](#) [NRLRW221M450V30X35SF](#) [NDTM225K50F2TRF](#) [NRLR222M200V35X45SF](#) [NRSZ471M50V12.5X20F](#)
[NTCL106K35TRDF](#) [NRWA331M25V10X12.5F](#) [NRSY472M25V16X31.5F](#) [NEXS105Z5.5V28.5X14F](#) [NRLR181M400V25X30SF](#)
[NRSZ102M25V12.5X20F](#) [NUVA33T385TRF](#) [NUVA33V405TRF](#) [NRLMW331M250V30X25F](#) [NRLF103M25V35X20F](#)
[NRLMW682M50V30X40F](#) [NDTM106K35F](#) [NRLMW102M200V35X35F](#) [NPIS43LS220MTRF](#) [NTC-T475K50TRDF](#)
[NCD222M1KVZ5UKF](#) [NRLR472M63V25X40SF](#) [NTP157M10TRD\(40\)F](#) [NPIM74C3R3MTRF](#) [NPI104C100MTRF](#)
[NEXC474Z3.5V10.5X8.5TRF](#) [NRLM102M100V25X25F](#) [NACZ331M35V10X10.5TR13F](#) [NRLM223M50V 35X50F](#)
[NAZT221M50V10X10.5LBF](#) [NACK102M10V 10X10.5TR13F](#)