



Low Voltage Fuses

European NH Knife-Blade Fuse System

Selection Guide **gG** - General Application

Size	Rated Voltage [V]	Metal Gripping-Lugs	Indicator Type	Part No.	Selector Guide [Page]	Techn. Data [Page]
000	500	live	combi indicator	20 000 13	NH 8	NH 27
00	500	live	combi indicator	20 001 13	NH 8	NH 27
0	500	live	combi indicator	20 002 13	NH 9	NH 27
1	500	live	combi indicator	20 003 13	NH 9	NH 28
2	500	live	combi indicator	20 004 13	NH 10	NH 28
3	500	live	combi indicator	20 005 13	NH 10	NH 28
4	500	live	top indicator	20 006 13	NH 11	NH 29
4	500	live	top indicator	20 228 13	NH 11	NH 29
4a	500	live	top indicator	20 120 13	NH 11	NH 29
000	500	insulated	combi indicator	20 438 13	NH 14	NH 27
00	500	insulated	combi indicator	20 439 13	NH 14	NH 27
1	500	insulated	combi indicator	20 441 13	NH 15	NH 28
2	500	insulated	combi indicator	20 442 13	NH 15	NH 28
3	500	insulated	combi indicator	20 443 13	NH 16	NH 28
000	690	live	combi indicator	20 477 13	NH 8	NH 31
00	690	live	combi indicator	20 209 13	NH 8	NH 31
0	690	live	combi indicator	20 210 13	NH 9	NH 31
1	690	live	combi indicator	20 211 13	NH 9	NH 32
2	690	live	combi indicator	20 212 13	NH 10	NH 32
3	690	live	combi indicator	20 213 13	NH 10	NH 32
4	690	live	top indicator	20 225 13	NH 11	NH 33
4a	690	live	top indicator	20 227 13	NH 11	NH 33
000	690	insulated	combi indicator	20 452 13	NH 14	NH 31
00	690	insulated	combi indicator	20 453 13	NH 14	NH 31
1	690	insulated	combi indicator	20 455 13	NH 15	NH 32
2	690	insulated	combi indicator	20 456 13	NH 15	NH 32

Selection Guide **gB** - Mining Application

Size	Rated Voltage [V]	Metal Gripping-Lugs	Indicator Type	Part No.	Selector Guide [Page]	Techn. Data [Page]
000	1 000	live	top indicator	20 386 03	NH 18	NH 35
00	1 000	live	top indicator	20 389 03	NH 18	NH 35



Low Voltage Fuses

European NH Knife-Blade Fuse System

gG

General
Applikation

Size
2

Metal Gripping-Lugs with Combi Indicator

Standard
IEC 60269-2-1

Rated Voltage **AC 500 V / DC 440 V**

Rated Voltage **AC 690 V / DC 440 V**

Rated Current [A]	Part No.	Weight [kg/1]	Pack
35	20 004 13.35	0.28	3
40	20 004 13.40	0.28	3
50	20 004 13.50	0.28	3
63	20 004 13.63	0.28	3
80	20 004 13.80	0.28	3
100	20 004 13.100	0.28	3
125	20 004 13.125	0.28	3
160	20 004 13.160	0.28	3
200	20 004 13.200	0.48	3
224	20 004 13.224	0.48	3
250	20 004 13.250	0.48	3
300	20 004 13.300	0.65	3
315	20 004 13.315	0.65	3
355	20 004 13.355	0.65	3
400	20 004 13.400	0.65	3

Rated Current [A]	Part No.	Weight [kg/1]	Pack
35	20 212 13.35	0.48	3
40	20 212 13.40	0.48	3
50	20 212 13.50	0.48	3
63	20 212 13.63	0.48	3
80	20 212 13.80	0.48	3
100	20 212 13.100	0.48	3
125	20 212 13.125	0.48	3
160	20 212 13.160	0.48	3
200	20 212 13.200	0.48	3
224	20 212 13.224	0.65	3
250	20 212 13.250	0.65	3
300	20 212 13.300	0.65	3
315	20 212 13.315	0.65	3
355	20 212 13.355	0.65	3
400	20 212 13.400	0.65	3

Size
3

Metal Gripping-Lugs with Combi Indicator

Standard
IEC 60269-2-1

Rated Voltage **AC 500 V / DC 400 V**

Rated Voltage **AC 690 V / DC 400 V**

Rated Current [A]	Part No.	Weight [kg/1]	Pack
315	20 005 13.315	0.65	3
355	20 005 13.355	0.65	3
400	20 005 13.400	0.65	3
425	20 005 13.425	0.88	3
500	20 005 13.500	0.88	3
630	20 005 13.630	0.88	3

Rated Current [A]	Part No.	Weight [kg/1]	Pack
300	20 213 13.300	0.88	3
315	20 213 13.315	0.88	3
355	20 213 13.355	0.88	3
400	20 213 13.400	0.88	3
425	20 213 13.425	0.88	3
500	20 213 13.500*	1.27	3

* with Top indicator

Dimensions see Page NH 12 + NH 13



Low Voltage Fuses

European NH Knife-Blade Fuse System

gG

General
Applikation

Dimensions Metal Gripping-Lugs

Rated Voltage
AC 500 V

Standard
IEC 60269-2-1

20 000 13

A _{max.}	2.13" (54 mm)
B	0.60" (15 mm)
C	1.85" (47 mm)
D	0.80" (20.5 mm)
E	1.60" (40.5 mm)
F	0.24" (6 mm)
G	1.38" (35 mm)
H	2.05" (52 mm)
I	0.28" (7 mm)
L	3.07" (78 mm)

20 001 13

A _{max.}	2.13" (54 mm)
B	0.60" (15 mm)
C	1.85" (47 mm)
D	1.16" (29.5 mm)
E	1.80" (46 mm)
F	0.24" (6 mm)
G	1.38" (35 mm)
H	2.28" (58 mm)
I	0.50" (13 mm)
L	3.07" (78 mm)

20 002 13

A _{max.}	2.80" (71.5 mm)
B	0.60" (15 mm)
C	2.56" (65 mm)
D	1.16" (29.5 mm)
E	1.80" (46 mm)
F	0.24" (6 mm)
G	1.38" (35 mm)
H	2.28" (58 mm)
I	0.50" (13 mm)
L	4.92" (125 mm)

20 003 13 ≤ 160 A

A _{max.}	2.95" (75 mm)
B	0.80" (20 mm)
C	2.56" (65 mm)
D	1.16" (29.5 mm)
E	1.80" (46 mm)
F	0.24" (6 mm)
G	1.57" (40 mm)
H	2.28" (58 mm)
I	0.30" (8 mm)
L	5.30" (135 mm)

20 003 13 > 160 A

A _{max.}	2.95" (75 mm)
B	0.80" (20 mm)
C	2.56" (65 mm)
D	1.65" (42 mm)
E	2.03" (51.5 mm)
F	0.24" (6 mm)
G	1.57" (40 mm)
H	2.52" (64 mm)
I	0.55" (14 mm)
L	5.30" (135 mm)

20 004 13 ≤ 160 A

A _{max.}	2.95" (75 mm)
B	0.80" (20 mm)
C	2.56" (65 mm)
D	1.16" (29.5 mm)
E	1.80" (46 mm)
F	0.24" (6 mm)
G	1.90" (48 mm)
H	2.48" (63 mm)
I	0.24" (8 mm)
L	5.90" (150 mm)

20 004 13 200 - 250 A

A _{max.}	2.95" (75 mm)
B	0.80" (20 mm)
C	2.56" (65 mm)
D	1.65" (42 mm)
E	2.03" (51.5 mm)
F	0.24" (6 mm)
G	1.90" (48 mm)
H	2.83" (72 mm)
I	0.55" (14 mm)
L	5.90" (150 mm)

20 004 13 > 250 A

A _{max.}	2.95" (75 mm)
B	1.02" (26 mm)
C	2.56" (65 mm)
D	2.10" (53 mm)
E	2.32" (59 mm)
F	0.24" (6 mm)
G	1.90" (48 mm)
H	2.83" (72 mm)
I	0.55" (14 mm)
L	5.90" (150 mm)

20 005 13 ≤ 400 A

A _{max.}	2.95" (75 mm)
B	1.02" (26 mm)
C	2.56" (65 mm)
D	2.10" (53 mm)
E	2.32" (59 mm)
F	0.24" (6 mm)
G	2.36" (60 mm)
H	3.27" (83 mm)
I	0.55" (14 mm)
L	5.90" (150 mm)

20 005 13 > 400 A

A _{max.}	2.95" (75 mm)
B	1.26" (32 mm)
C	2.56" (65 mm)
D	2.56" (65 mm)
E	2.90" (73.5 mm)
F	0.24" (6 mm)
G	2.36" (60 mm)
H	3.40" (86 mm)
I	0.67" (17 mm)
L	5.90" (150 mm)

20 006 13 400 A - 1250 A

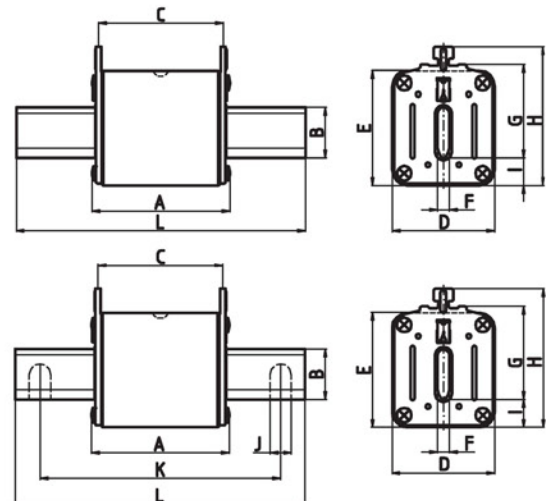
A _{max.}	3.54" (90 mm)
B	1.97" (50 mm)
C	2.56" (65 mm)
D	3.94" (100 mm)
E	4.25" (108 mm)
F	0.30" (8 mm)
G	3.35" (85 mm)
H	4.84" (123 mm)
I	1.10" (28 mm)
J	0.63" (16 mm)
K	5.90" (150 mm)
L	7.87" (200 mm)

20 006 13 1600 A

A	3.54" (90 mm)
B	1.97" (50 mm)
C	3.42" (87 mm)
D	3.54" (90 mm)
E	4.25" (108 mm)
F	0.30" (8 mm)
G	3.35" (85 mm)
H	4.84" (123 mm)
I	1.10" (28 mm)
J	0.63" (16 mm)
K	5.90" (150 mm)
L	7.87" (200 mm)

20 120 13

A _{max.}	3.94" (100 mm)
B	1.97" (50 mm)
C	3.43" (87 mm)
D	3.94" (100 mm)
E	4.25" (108 mm)
F	0.24" (6 mm)
G	3.35" (85 mm)
H	4.84" (123 mm)
I	1.10" (28 mm)
J	-
K	-
L	7.87" (200 mm)



Size 1	Rated Voltage AC 500 V	Operating Class gG	Rated Breaking Capacity 120 kA	Standard IEC 60269-2-1
-------------------------	---	-------------------------------------	---	---

Rated Current [A]	Part No.	Power Loss [W]	Pre-arcing I ² t-value [A ² s]	Total I ² t-value @ 254 V [A ² s]	Total I ² t-value @ 440 V [A ² s]
16	20 003 13.16 / 20 441 13.16	1.9	420	490	810
20	20 003 13.20 / 20 441 13.20	2.2	760	910	1 480
25	20 003 13.25 / 20 441 13.25	2.6	1 440	1 780	2 890
32	20 003 13.32 / 20 441 13.32	3.5	2 600	3 360	5 630
35	20 003 13.35 / 20 441 13.35	3.9	3 100	4 770	7 610
40	20 003 13.40 / 20 441 13.40	4.3	4 700	6 750	11 300
50	20 003 13.50 / 20 441 13.50	5.1	5 900	8 340	13 600
63	20 003 13.63 / 20 441 13.63	5.8	10 300	16 200	26 400
80	20 003 13.80 / 20 441 13.80	6.5	17 300	27 200	45 500
100	20 003 13.100 / 20 441 13.100	7.8	28 900	45 500	88 600
125	20 003 13.125 / 20 441 13.125	10.0	44 400	78 600	127 500
160	20 003 13.160 / 20 441 13.160	12.8	78 500	139 600	226 600
200	20 003 13.200 / 20 441 13.200	15.0	157 600	248 200	390 900
224	20 003 13.224 / 20 441 13.224	16.2	194 800	297 600	483 400
250	20 003 13.250 / 20 441 13.250	17.9	240 800	368 000	616 000

Size 2	Rated Voltage AC 500 V	Operating Class gG	Rated Breaking Capacity 120 kA	Standard IEC 60269-2-1
-------------------------	---	-------------------------------------	---	---

Rated Current [A]	Part No.	Power Loss [W]	Pre-arcing I ² t-value [A ² s]	Total I ² t-value @ 254 V [A ² s]	Total I ² t-value @ 440 V [A ² s]
35	20 004 13.35 / 20 442 13.35	3.9	3 100	4 770	7 610
40	20 004 13.40 / 20 442 13.40	4.3	4 700	6 750	11 300
50	20 004 13.50 / 20 442 13.50	5.1	5 900	8 340	13 600
63	20 004 13.63 / 20 442 13.63	5.8	10 300	16 200	26 400
80	20 004 13.80 / 20 442 13.80	6.5	17 300	27 200	45 500
100	20 004 13.100 / 20 442 13.100	7.8	28 900	45 500	88 600
125	20 004 13.125 / 20 442 13.125	10.0	44 400	78 600	127 500
160	20 004 13.160 / 20 442 13.160	12.8	78 500	139 600	226 600
200	20 004 13.200 / 20 442 13.200	15.5	157 600	248 200	390 900
224	20 004 13.224 / 20 442 13.224	16.4	194 800	297 600	483 400
250	20 004 13.250 / 20 442 13.250	18.0	240 800	368 000	616 000
315	20 004 13.315 / 20 442 13.315	21.5	513 000	716 000	1 164 000
355	20 004 13.355 / 20 442 13.355	23.7	616 000	859 000	1 483 000
400	20 004 13.400 / 20 442 13.400	29.5	859 000	1 236 000	2 008 000

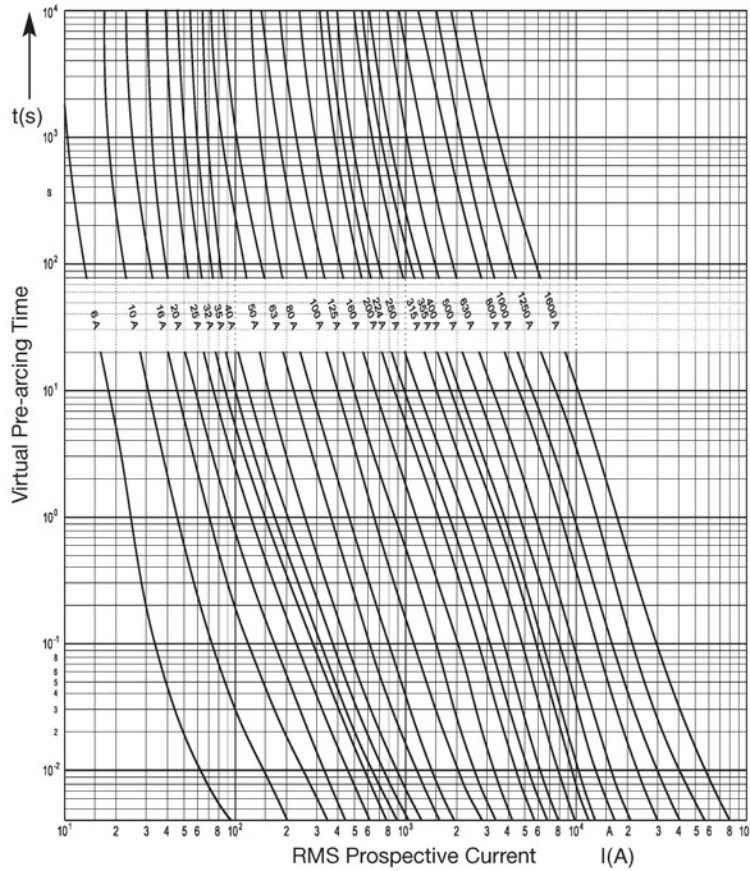
Size 3	Rated Voltage AC 500 V	Operating Class gG	Rated Breaking Capacity 120 kA	Standard IEC 60269-2-1
-------------------------	---	-------------------------------------	---	---

Rated Current [A]	Part No.	Power Loss [W]	Pre-arcing I ² t-value [A ² s]	Total I ² t-value @ 254 V [A ² s]	Total I ² t-value @ 440 V [A ² s]
315	20 005 13.315 / 20 443 13.315	21.5	513 000	716 000	1 164 000
355	20 005 13.355 / 20 443 13.355	23.7	616 000	859 000	1 483 000
400	20 005 13.400 / 20 443 13.400	29.5	859 000	1 236 000	2 008 000
500	20 005 13.500 / 20 443 13.500	38.0	1 130 000	1 670 000	2 800 000
630	20 005 13.630 / 20 443 13.630	46.0	1 950 000	2 980 000	4 840 000

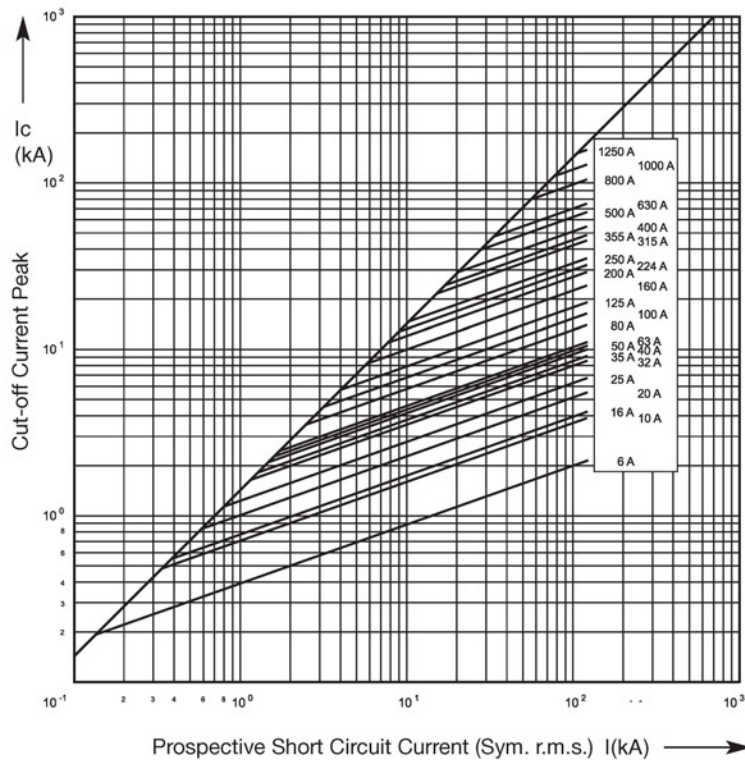
Time-Current Characteristics

Rated Voltage AC 500 V

Operating Class gG



Cut-Off Characteristics



X-ON Electronics

Largest Supplier of Electrical and Electronic Components

Click to view similar products for [Cartridge Fuses](#) category:

Click to view products by [Siba](#) manufacturer:

Other Similar products are found below :

[MBO-20](#) [MDA-V-1/100](#) [12C10X38GI](#) [AGA-V-2-1/2](#) [AGC-V-3-12-R](#) [AGY-50](#) [MSL-3](#) [MSL-4](#) [MSL-5](#) [BK1/C436-2A](#) [BK1-GMA-1-6-R](#)
[BK1-GMA-200-R](#) [BK1GMA-6-R](#) [BK1/GMC-100-R](#) [BK1/GMC-1.5-R](#) [BK1-GMC-2-5-R](#) [BK1GMD-4-R](#) [BK1S500-250-R](#) [BK1S500-32-R](#)
[BK1-S500-4-R](#) [BK1S500-5-R](#) [BK1-S505-1-R](#) [BK1-S506-2-R](#) [BK1-S506-3-15-R](#) [BK1/S506-63-R](#) [BK/ABC-5RX](#) [BK/AGW-B-4](#) [BK/AVX-](#)
[1/4](#) [BK/C515S-250-R](#) [BK/MBO-20](#) [BK/MBO-8](#) [BK/MDM-3/4](#) [BK-MDQ-4](#) [BK/S505-V-2.5A](#) [BK/TDC120-15](#) [BK/TDC120-20](#)
[BK/TDC122-45](#) [BP/MDL-7](#) [1C10X38AM](#) [S505-V-500MA](#) [SEF-1697-1-002](#) [AGA-V-7-1/2](#) [AGC-15WX](#) [AGC-2-1-2-R](#) [20.0M6.3X32F](#)
[20C8X32GI](#) [GMC-50-R](#) [361.250](#) [MBO-8](#) [TDC121-30](#)