

Customer Information Sheet

DRAWING No.: M80-707XXXX

SHEET 2 OF 2

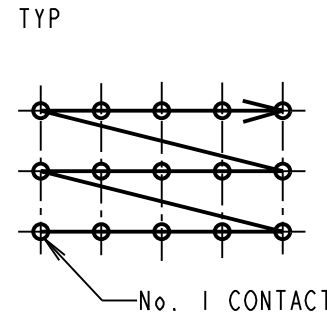
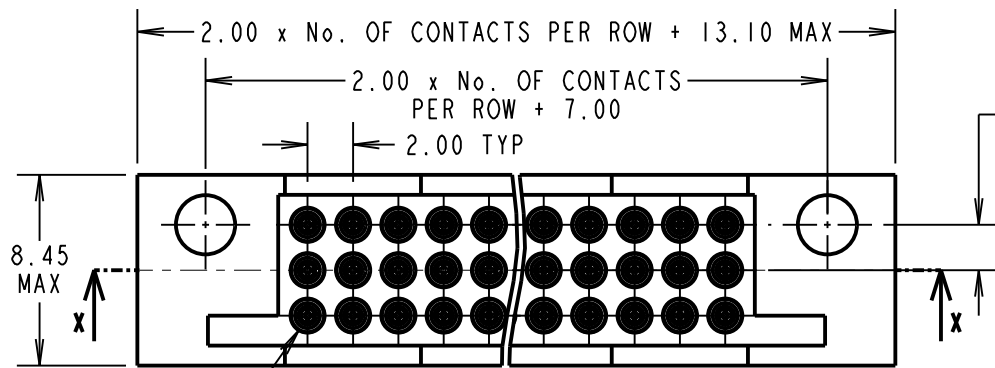
IF IN DOUBT - ASK

(C)

NOT TO SCALE

THIRD ANGLE PROJECTION

ALL DIMENSIONS IN mm



NOTES:

1. FROM No. 1 POSITION, CONTACTS NUMBERED IN SEQUENCE FROM LEFT TO RIGHT AND FROM BOTTOM ROW TO TOP ROW (SEE ABOVE).
2. FOR COMPLETE SPECIFICATION, SEE COMPONENT SPECIFICATION CO17XX (LATEST ISSUE).

SPECIFICATION:

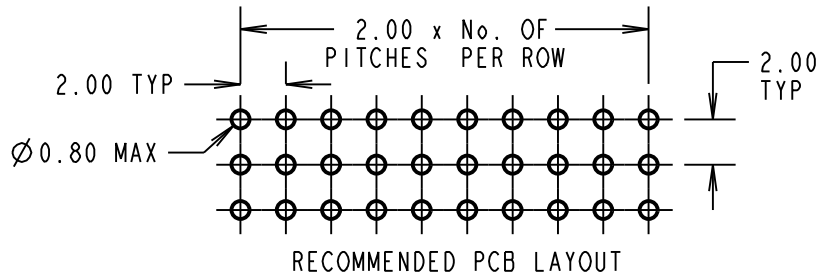
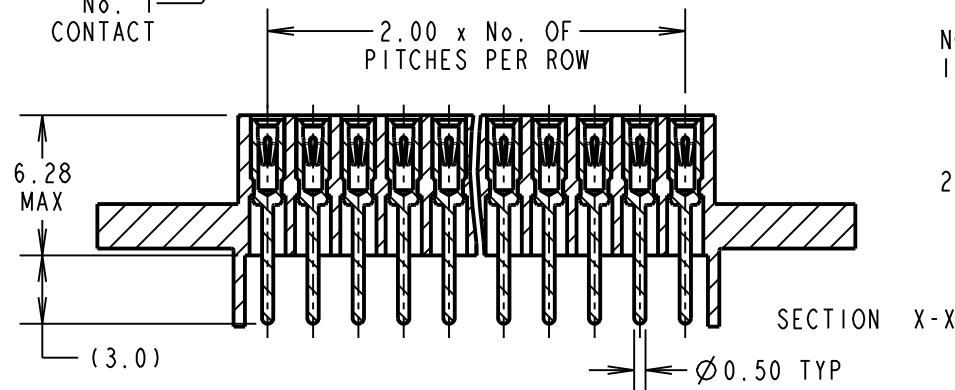
MATERIAL:
 MOULDING = POLYAMIDE 46 UL94V-0, BLACK
 CONTACT CLIP = BERYLLIUM COPPER
 CONTACT BODY = COPPER ALLOY

FINISH (ALL OVER NICKEL):
 01 = 4µ TIN/LEAD BODY, 0.30µ GOLD CLIP
 05 = 0.28µ GOLD BODY, 0.30µ GOLD CLIP
 42 = 4µ 100% TIN BODY, 0.30µ GOLD CLIP

ELECTRICAL:
 CURRENT RATING AT 25°C = 3.0A MAX
 CURRENT RATING AT 85°C = 2.2A MAX
 VOLTAGE PROOF = 360V AC/DC
 CONTACT RESISTANCE:
 INITIAL = 20mΩ MAX
 AFTER CONDITIONING = 25mΩ MAX
 INSULATION RESISTANCE:
 INITIAL = 1000MΩ MIN
 AFTER CONDITIONING = 100MΩ MIN

MECHANICAL:
 INSERTION FORCE = 2.8N MAX, 1.0N MIN
 WITHDRAWAL FORCE = 1.8N MAX, 0.2N MIN
 DURABILITY = 500 OPERATIONS

ENVIRONMENTAL:
 OPERATING TEMPERATURE = -55°C TO +125°C
 PACKING: TRAYS



ORDER CODE: **M80-707XXXX**

TOTAL No. OF CONTACTS: _____
 27, 36, 45, 51, 63

FINISH: _____
 01 = TIN/LEAD SHELL, GOLD CLIP
 05 = GOLD SHELL, GOLD CLIP
 42 = 100% TIN SHELL, GOLD CLIP

POTTING WALLS: _____
 BLANK = POTTING WALLS REMOVED
 A = POTTING WALLS RETAINED

SM	7	14.07.11	11343
NAME	ISS.	DATE	C/NOTE
APPROVED: S. MCCULLAGH			
CHECKED: M. G. PLESTED			
DRAWN: W. J. BOURNE			
CUSTOMER REF.:			
ASSEMBLY DRG:			

HARWIN

HARWIN USA
 TEL: 603 893 5376
 FAX: 603 893 5396
 mis@harwin.com

HARWIN Europe (UK)
 TEL: 023 9231 4545
 FAX: 023 9231 4590
 mis@harwin.co.uk

HARWIN Asia
 TEL: +65 6 779 4909
 FAX: +65 6 779 3868
 mis@harwin.com.sg

THIS DRAWING AND ANY INFORMATION OR DESCRIPTIVE MATTER SET OUT HEREON ARE CONFIDENTIAL AND COPYRIGHT PROPERTY OF THE HARWIN GROUP AND MUST NOT BE DISCLOSED, LOANED, COPIED OR USED FOR MANUFACTURING, TENDERING OR FOR ANY OTHER PURPOSE WITHOUT THEIR WRITTEN PERMISSION.

TOLERANCES
 X. = ±1mm
 X.X = ±0.25mm
 X.XX = ±0.10mm
 X.XXX = ±0.01mm
 ANGLES = ±5°
 UNLESS STATED

MATERIAL:
 SEE ABOVE

FINISH:
 SEE ABOVE

S/AREA:
 mm²

TITLE:
 3-ROW DATAMATE
 FEMALE VERTICAL PC TAIL
 ASSEMBLY

DRAWING NUMBER:
M80-707XXXX

SHT
 2 OF 2

X-ON Electronics

Largest Supplier of Electrical and Electronic Components

Click to view similar products for [Headers & Wire Housings](#) category:

Click to view products by [Harwin](#) manufacturer:

Other Similar products are found below :

[95000-104TRLF](#) [10135584-644402LF](#) [DF62W-EP2022PCA](#) [95000-106TRLF](#) [DF62W-2022SCA](#) [DF62W-EP2022PC](#) [2203348](#) [DF62W-2022SC](#) [1084018](#) [1029039](#) [1084017](#) [802-10-012-10-002000](#) [1112640](#) [1112639](#) [891-007-9SS-BST1T](#) [000-34000](#) [0008550134](#) [0009482033](#) [0009507031](#) [57102-F02-18ULF](#) [57102-S06-03LF](#) [57202-S52-04LF](#) [PCN6-15S-2.5E](#) [0039019024](#) [58102-G61-06LF](#) [582553-1](#) [0009485154](#) [0009508121](#) [0022285053](#) [0050291907](#) [018731A](#) [LY20-4P-DT1-P1E-BR](#) [02.125.8002.8](#) [60101931](#) [60598-1 \(Cut Strip\)](#) [M1625-3R/100](#) [61062-3](#) [61082-181009](#) [CSU011177004](#) [636-1427](#) [638009-1](#) [641938-9](#) [641991-4](#) [644168-1](#) [644827-2](#) [647662-1](#) [65039-019ELF](#) [65692-001LF](#) [65781-018](#) [65781-047](#)