

Opto Plus LED Corp.
0.56" SMD Type LED Display
OPS-S5620LE-GW
OPS-S5621LE-GW

● **EDIT HISTORY**


Version A: Jan. 08, 2013

Preliminary spec.

Version B: Mar. 25, 2014

1. Add package spec.
2. Add Bin and Hue data.

Manufacture	Examination	Approving



Opto Plus LED Corp.
0.56" SMD Type LED Display
OPS-S5620LE-GW
OPS-S5621LE-GW

● **FEATURES**

- 0.56 inch (14.20 mm) Digit Height.
- SMD type.
- Low current operation.
- Gray face, White segment.
- RoHS compliant, Pb Free.

● **DESCRIPTION**

The OPS-S5620LE-GW & OPS-S5621LE-GW are 0.56 inch (14.20 mm) height Single digit 7-segment displays.

This device utilizes Super Bright Red LED chip which are made from AlGaInP On a transparent GaAs, substrate.

The display has Gray face, White segment.

● **DEVICE**


PART NO	DESCRIPTION
OPS-S5620LE-GW	Common Anode
OPS-S5621LE-GW	Common Cathode

RoHS Compliance



Pb free.





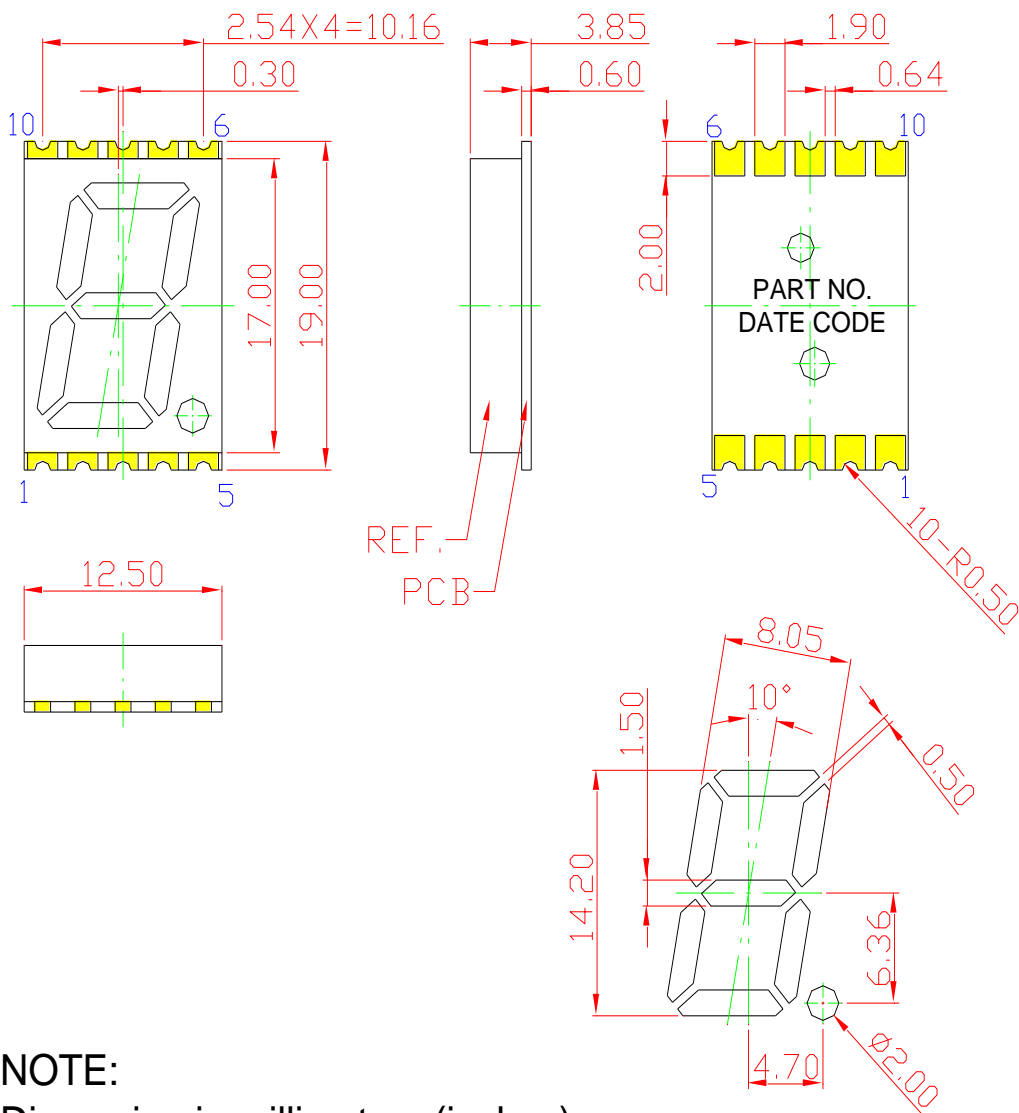
Opto Plus LED Corp.

0.56" SMD Type LED Display


OPS-S5620LE-GW

OPS-S5621LE-GW

● MECHANICAL DIMENSIONS



NOTE:
Dimension in millimeters (inches),
and tolerances are $\pm 0.25\text{mm}$ (.01") specified.



Opto Plus LED Corp.

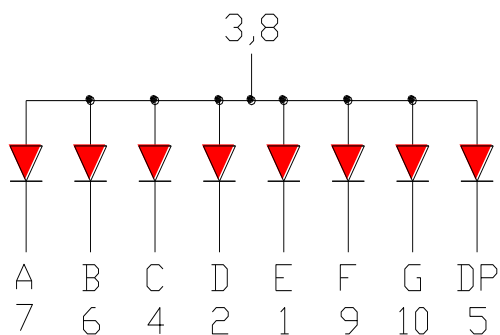
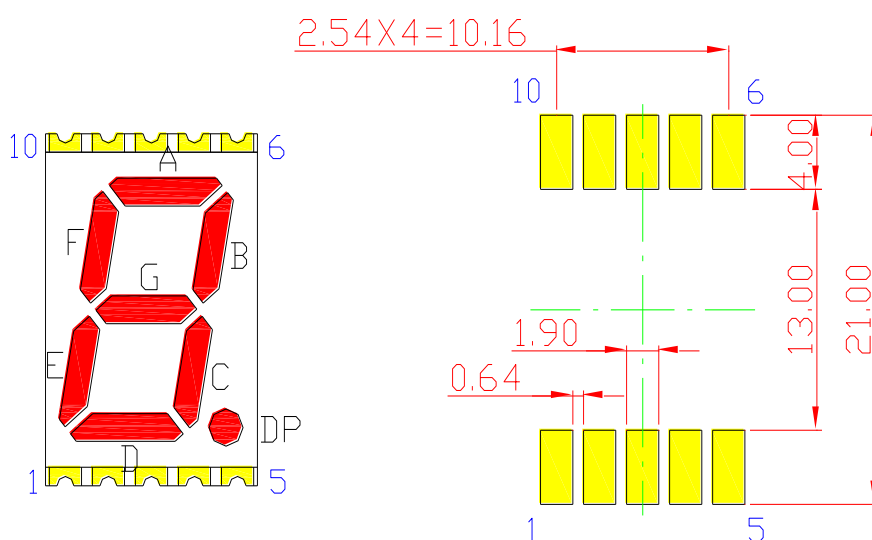
0.56" SMD Type LED Display

OPS-S5620LE-GW

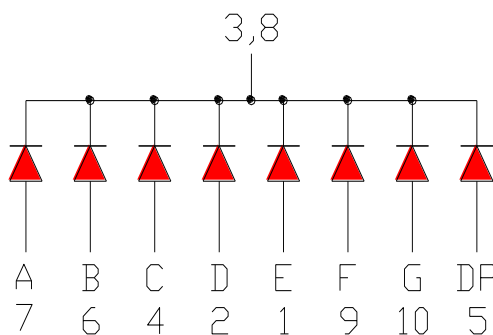
OPS-S5621LE-GW

● TYPICAL INTERNAL EQUIVALENT CIRCUIT


Recommended Soldering Pattern



OPS-S5620LE-GW
(Common Anode)



OPS-S5621LE-GW
(Common Cathode)



Opto Plus LED Corp.
0.56" SMD Type LED Display
OPS-S5620LE-GW
OPS-S5621LE-GW


● **LE: SUPER BRIGHT RED (AlGaInP/GaAs)**

ABSOLUTE MAXIMUM RATING AT Ta=25°C

Parameter	Symbol	Maximum Rating	Unit
Power dissipation	P _{AD}	70	mW
Derating liner from 25°C	-	0.28	mA / °C
Continuous forward current	I _{AF}	25	mA
Peak current (duty cycle 1/10, 1kHz)	I _{PF}	90	mA
Reverse voltage	V _R	5	V
Operating temperature	T _{OPR}	-40 to +105	°C
Storage temperature	T _{STG}	-40 to +105	°C

ELECTRICAL - OPTICAL CHARACTERISTICS AT Ta=25°C

Characteristic	Symbol	Condition	Min.	Type.	Max.	Unit
Forward Voltage, (Per Dice)	V _F	I _F =20mA	-	2.0	2.6	V
Reverse Current, (Per Dice)	I _R	V _R =5V	-	-	10	μA
Peak Wavelength	λ _P	I _F =20mA	-	632	-	nm
Dominant Wavelength	λ _D	I _F =20mA	619	-	629	nm
Luminous Intensity	I _V	I _F =20mA	10	-	50	mcd
Spectral radiation bandwidth	Δλ	I _F =20mA	-	20	-	nm



Opto Plus LED Corp.
0.56" SMD Type LED Display
OPS-S5620LE-GW
OPS-S5621LE-GW

● **LE: BIN GRADE (Unit : mcd / I_F =20mA)**


Super Bright Red	K	L	M
	10.0 - 20.0	20.1 - 35.0	35.1 - 50.0

● **LE: HUE GRADE (λ_D : nm)**

1	2	3
619.0 – 622.0	622.1 – 626.0	626.1 – 629.0

● **AVAILABLE BIN / HUE TABLE**

K1	L1	M1
K2	L2	M2
K3	L3	M3



Opto Plus LED Corp.

0.56" SMD Type LED Display

OPS-S5620LE-GW

OPS-S5621LE-GW

● LE: SUPER BRIGHT RED (AlGaInP/GaAs) CURVE

Typical Electro-optical Characteristic Curves
(25 °C Free Air Temperature Unless Otherwise Specified)

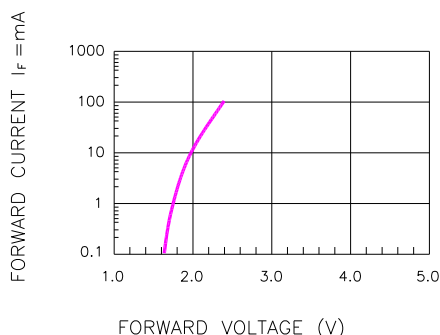


Fig.1 FORWARD CURRENT VS. FORWARD VOLTAGE

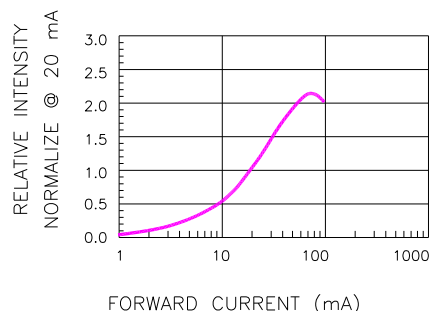


Fig.2 RELATIVE INTENSITY VS. FORWARD CURRENT

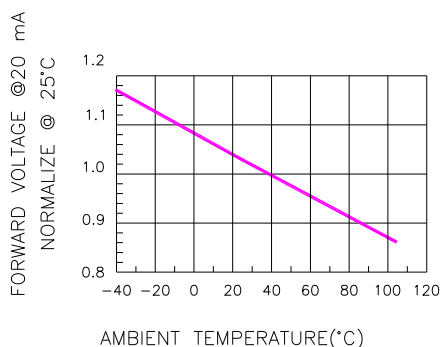


Fig.3 FORWARD VOLTAGE VS. TEMPERATURE

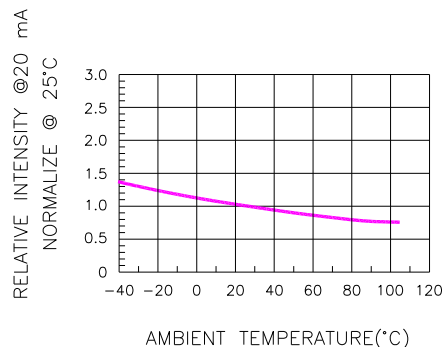


Fig.4 RELATIVE INTENSITY VS. TEMPERATURE

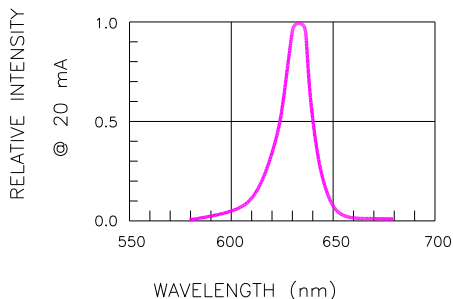


Fig.5 RELATIVE INTENSITY VS. WAVELENGTH

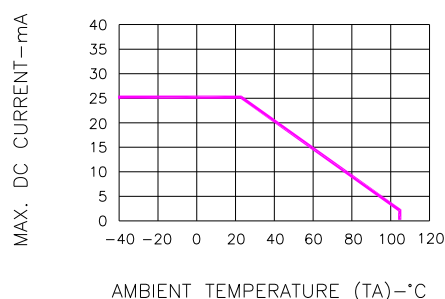



Fig.6 MAX. ALLOWABLE DC CURRENT VS. AMBIENT TEMPERATURE

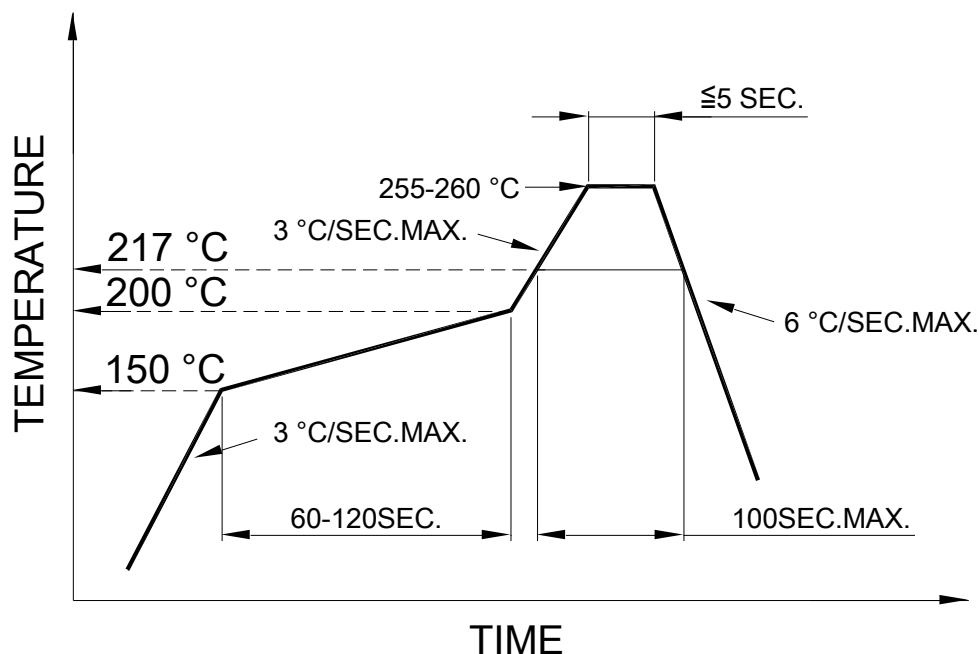


Opto Plus LED Corp.
0.56" SMD Type LED Display
OPS-S5620LE-GW
OPS-S5621LE-GW

● **RECOMMEND SOLDERING PROFILE**

SMT Soldering Profile

Pb free reflow soldering Profile




● **SOLDERING IRON**

Basic specification : ≤ 4 seconds when 260°C, If temperature is higher, time should be shorter (+10°C→1 sec). Power dissipation of iron should be smaller than 15W, and temperature should be controllable. Surface temperature of the device should be under 230°C.

● **REWORK**

Customer must finish rework within 3 sec. under 350°C.

The head of soldering iron cannot touch copper foil.



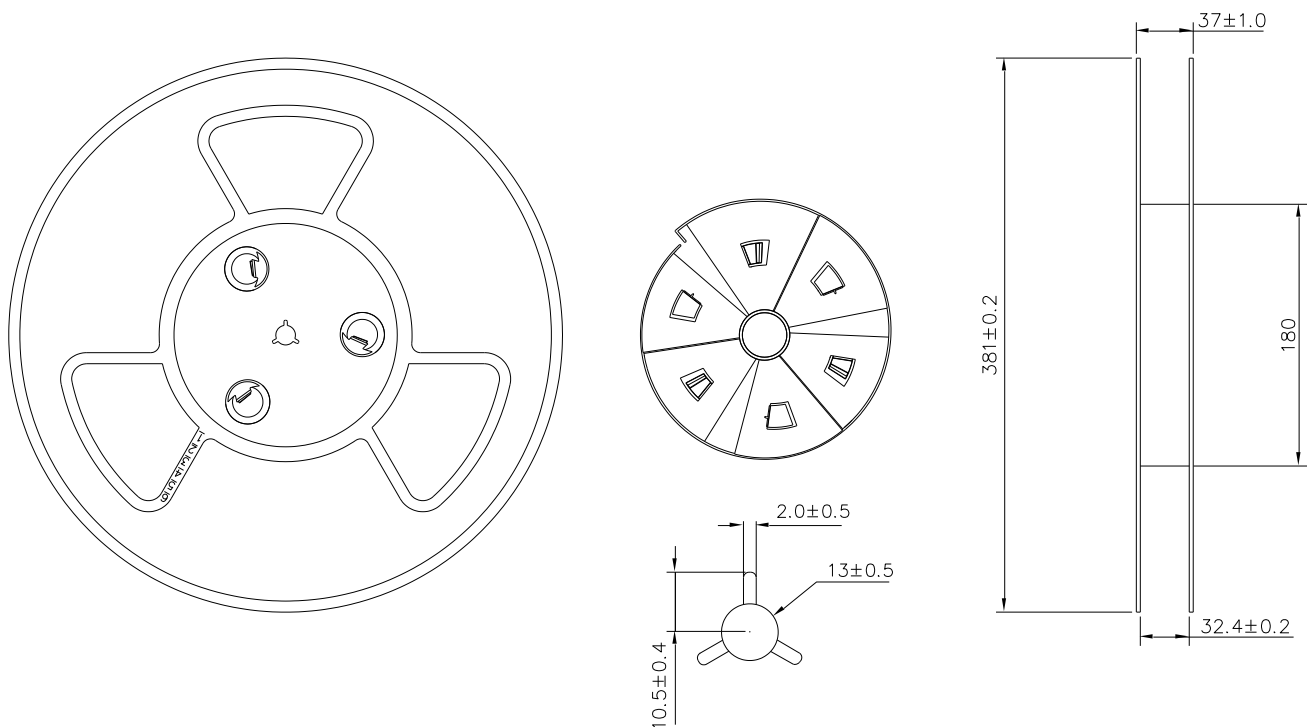
Opto Plus LED Corp.

0.56" SMD Type LED Display

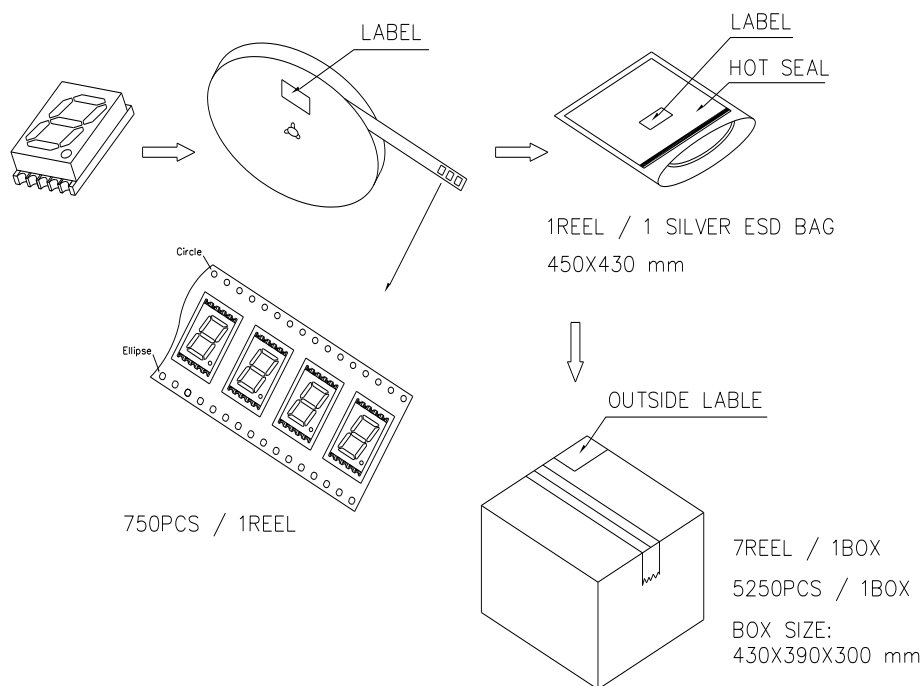
OPS-S5620LE-GW

OPS-S5621LE-GW

● REEL DIMENSIONS



● PACKING & LABEL SPECIFICATIONS



X-ON Electronics

Largest Supplier of Electrical and Electronic Components

Click to view similar products for [LED Displays & Accessories](#) category:

Click to view products by [Opto Plus Led Corp](#) manufacturer:

Other Similar products are found below :

[LTC-2721WC](#) [LTC-4624JD](#) [LTC-4627G](#) [LTC-4627WC](#) [LTD-5021AWC](#) [LTM-8522G](#) [LTP-4323P](#) [LTP-747G](#) [LTS-3361JG-06](#)
[F416SYGWA/S530-E3](#) [EADST040RA2](#) [1668](#) [HT-F196NB-5323](#) [IPD2131-27](#) [SA03-12EWA](#) [LDD-E2802RD](#) [LDD-E306MI](#) [LDQ-N514RI](#)
[LDS-A3506RD](#) [LDS-A3926RI](#) [LDT-M516RI](#) [SC03-12HDB](#) [SI-B9T151550WW](#) [SI-B9V171550WW](#) [SLC-3PF-WL](#) [1624](#) [LTC-2621JD](#)
[LTC-2623WC](#) [LTC-4624P](#) [LTC-4627JD](#) [LTD-2601E](#) [LTD-322G](#) [LTD-482PC](#) [LTP-1457AKR](#) [LTP-3784G-01](#) [LTS-313AP](#) [LTS-4812SKR-](#)
[P](#) [LTS-547AE](#) [LTS-6780P](#) [446010401-3](#) [HV-7W30-6829](#) [CA12240_MINNIE-WWW-MTG-ASSY](#) [DA43-11GWA](#) [LDD-A516RI-17](#) [LDD-](#)
[E305RI](#) [LDQ-M513RI](#) [LDQ-M5204RI-SI](#) [LDQ-N3402RI](#) [LDQ-N3606RI](#) [LDS-A3924RI-SI](#)