

RADIAL LEADED PTC CA MODEL



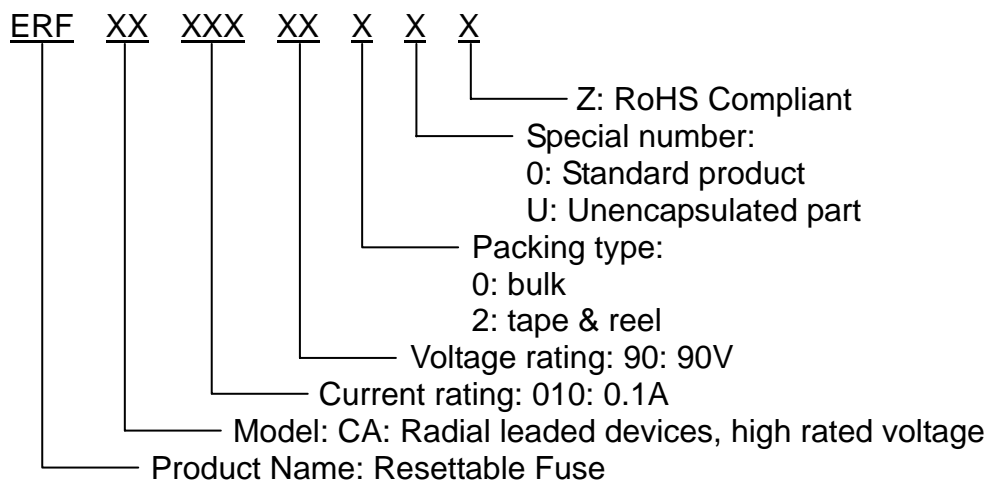
■ FEATURES

- Radial Leaded, lower hold current, solid state
- Operation current 100mA~900mA
- Maximum Voltage 90V
- Temperature range -40°C to 85°C
- Cured, flame retardant epoxy polymer insulating material meets UL 94V-0 requirement
- Bulk packaging, tape and reel available on most models

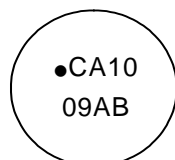
■ APPLICATIONS

- ◆ Ideal for low voltage power supply with a load to be protected:
- Cable telephone electronics / Cable power passing tap
- General electronics

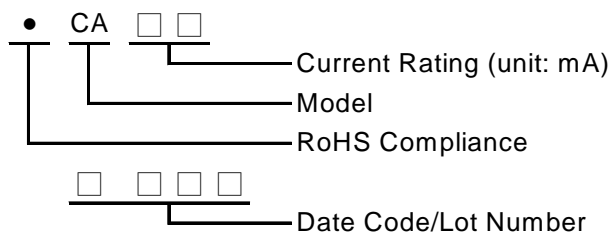
■ PART NUMBERING SYSTEM



■ Marking system



Example



NOTE: Specifications subject to change without prior notice.

■ Electrical characteristics(23°C)

Part Number	Hold Current	Trip Current	Max. Time to trip	Maximum Current	Rated Voltage	Typical Power	Resistance Tolerance	
							R _{MIN}	R _{1MAX}
	I _H , A	I _T , A	at 5xI _H	I _{MAX} , A	V _{MAX} , V _{dc}	P _d , W	Ω	Ω
CA010-90	0.10	0.20	10	40	90	0.38	2.50	7.50
CA010-90U	0.10	0.20	10	40	90	0.38	2.50	7.50
CA015-90	0.15	0.35	10	40	90	0.70	2.40	7.00
CA015-90U	0.15	0.35	10	40	90	0.70	2.40	7.00
CA020-90	0.20	0.45	10	40	90	0.80	1.50	4.50
CA020-90U	0.20	0.45	10	40	90	0.80	1.50	4.50
CA025-90	0.25	0.55	10	40	90	0.90	1.25	3.70
CA025-90U	0.25	0.55	10	40	90	0.90	1.25	3.70
CA035-90	0.35	0.75	10	40	90	1.30	0.90	2.50
CA035-90U	0.35	0.75	10	40	90	1.30	0.90	2.50
CA055-90	0.55	1.20	12	40	90	1.50	0.45	1.50
CA055-90U	0.55	1.20	12	40	90	1.50	0.45	1.50
CA075-90	0.75	1.60	13	40	90	1.70	0.30	1.20
CA075-90U	0.75	1.60	13	40	90	1.70	0.30	1.20
CA090-90	0.90	2.00	20	40	90	2.30	0.15	0.70
CA090-90U	0.90	2.00	20	40	90	2.30	0.15	0.70

I_H=Hold current-maximum current at which the device will not trip at 23°C still air.

I_T=Trip current-minimum current at which the device will always trip at 23°C still air.

V_{MAX}=Maximum voltage device can withstand without damage at rated current.

I_{MAX}= Maximum fault current device can withstand without damage at rated voltage (V max).

P_d=Typical power dissipated from device when in the tripped state in 23°C still air environment.

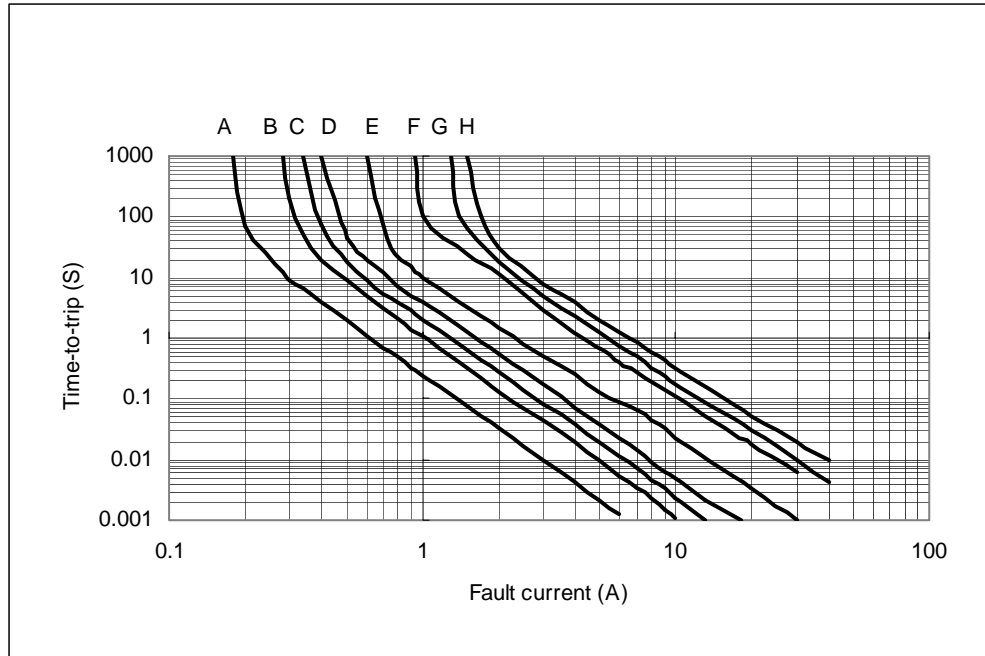
R_{MIN}=Minimum device resistance at 23°C.

R_{1MAX}=Maximum device resistance at 23°C 1 hour after tripping .

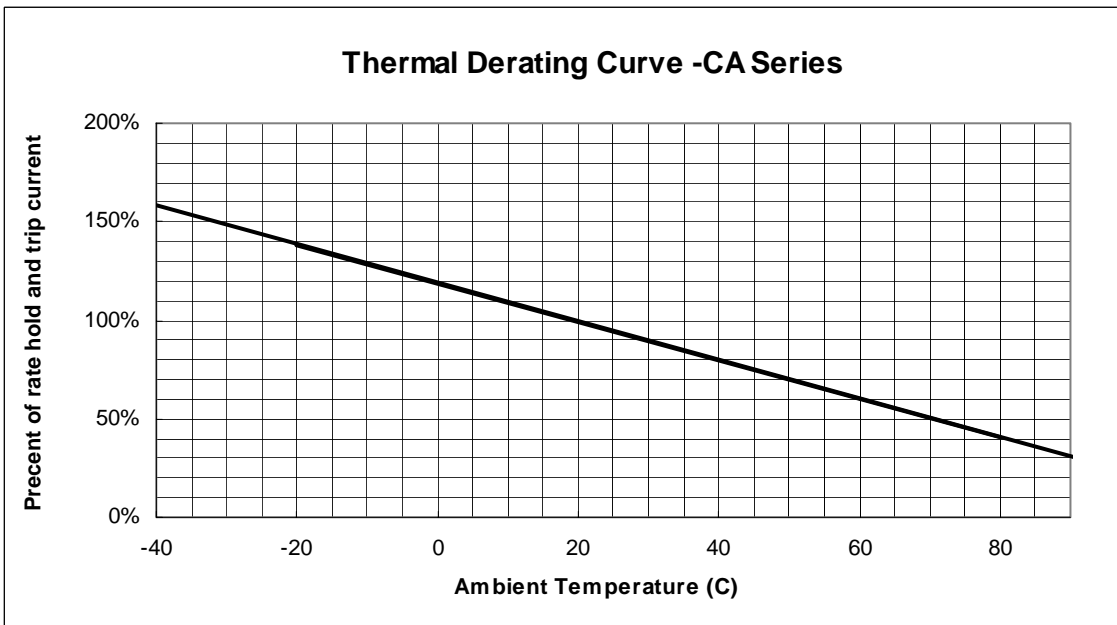
NOTE: Specifications subject to change without prior notice.

■ **Typical time-to-trip-at 23°C**

- A=CA010 (U)
- B=CA015 (U)
- C=CA020 (U)
- D=CA025 (U)
- E=CA035 (U)
- F=CA055 (U)
- G=CA075 (U)
- H=CA090 (U)



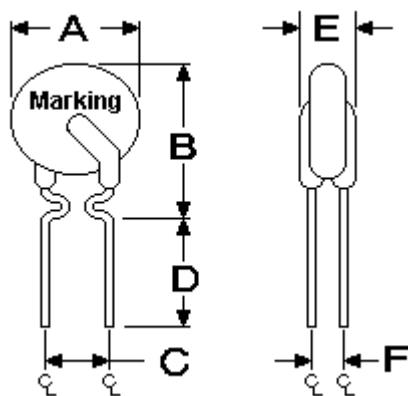
■ **Thermal Derating Curve**



NOTE: Specifications subject to change without prior notice.

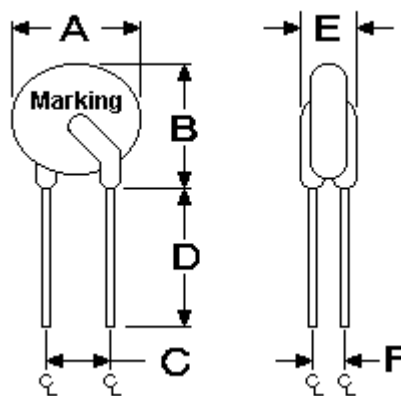
■ CA Product Dimensions (UNIT: mm)

Part Number	A	B	C	D	E	F
	Maximum	Maximum	Typical	Minimum	Maximum	Typical
CA010-90	7.4	12.7	5.1	7.6	3.6	1.4
CA010-90U	7.4	12.7	5.1	7.6	3.6	1.4
CA015-90	9.0	12.2	5.1	7.6	3.6	1.4
CA015-90U	9.0	12.7	5.1	7.6	3.6	1.4
CA020-90	9.0	12.7	5.1	7.6	3.6	1.4
CA020-90U	9.0	12.7	5.1	7.6	3.6	1.4
CA025-90	9.0	12.7	5.1	7.6	3.6	1.4
CA025-90U	9.0	12.7	5.1	7.6	3.6	1.4
CA035-90	9.0	12.7	5.1	7.6	3.6	1.4
CA035-90U	9.0	12.7	5.1	7.6	3.6	1.4
CA055-90	10.9	14.0	5.1	7.6	3.6	1.4
CA055-90U	10.9	14.0	5.1	7.6	3.6	1.4
CA075-90	11.9	15.5	5.1	7.6	3.6	1.4
CA075-90U	11.9	15.5	5.1	7.6	3.6	1.4
CA090-90	13.0	16.0	5.1	7.6	3.6	1.4
CA090-90U	13.0	16.0	5.1	7.6	3.6	1.4



CA 010-90 ~ CA 035-90

- Lead Size: 24AWG
- \varnothing 0.51mm Diameter



CA 055-90 ~ RA 090-90

- Lead Size: 20AWG
- \varnothing 0.81mm Diameter

NOTE: Specifications subject to change without prior notice.

X-ON Electronics

Largest Supplier of Electrical and Electronic Components

Click to view similar products for [Specialty Fuses](#) category:

Click to view products by [ECC manufacturer](#):

Other Similar products are found below :

[63NZ02GL](#) [714125](#) [722134](#) [80NH00GR-6](#) [FWH-200A](#) [FWP-32A14F](#) [FWP-50](#) [HBM-25](#) [12LCT](#) [12TDLSJ63](#) [REN-3](#) [15.5CAVH2E](#) [ECF-2](#)
[ECF-4](#) [ECF-6](#) [170M0213](#) [170M1314](#) [170M1369-D](#) [170M3809D](#) [BK/F02A-2AS](#) [BK/F02B-1A](#) [N-2-1/2](#) [N-3-2/10](#) [NITD2](#) [20D16](#) [20D16SC](#)
[20D27FB](#) [KAA-3](#) [KAB-2](#) [KAB-30](#) [KAJ-60](#) [KAW-3](#) [2D16](#) [LKN-125B](#) [16D27SB](#) [170M1564D](#) [170M2616](#) [170M2668](#) [170M4161](#)
[170M4241](#) [170M4699](#) [ESD63](#) [ABS-25](#) [ABS-30](#) [ABS-8](#) [ACF-15](#) [ACF-30](#) [ACO-30](#) [SSD10](#) [200NH1M](#)