

### EVA

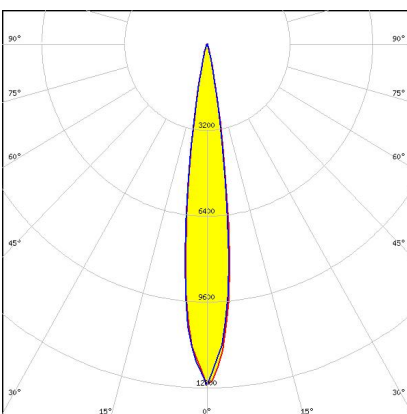
**Ø35 mm TIR-lenses compatible with up to 7070 size LED packages**

Single lens to be used as TIR only (Ø35 mm) or assembled in holder (Ø37.7 mm). Low profile optical design helps integrate the lens into most applications.



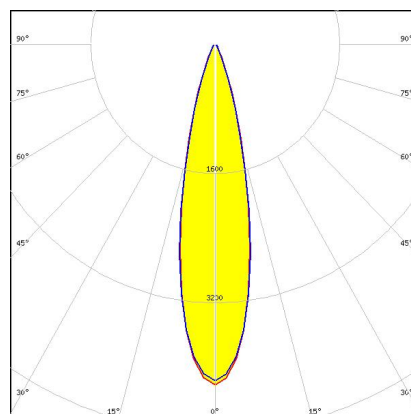
### PRODUCTS:

#### C10684\_EVA-D



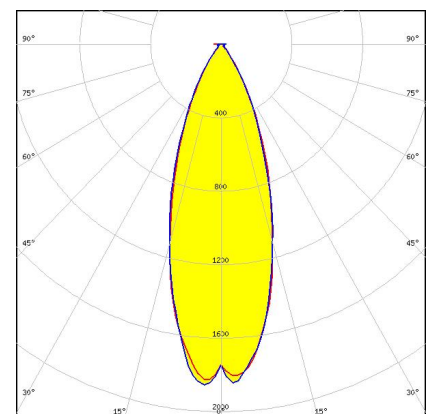
**Dimensions: 35.0 mm x 35.0 mm**  
**Height: 16.40 mm**  
~16° diffused spot beam

#### C10685\_EVA-M



**Dimensions: 35.0 mm x 35.0 mm**  
**Height: 16.40 mm**  
~25° medium beam

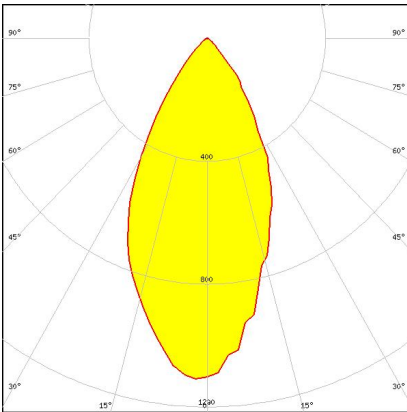
#### C10686\_EVA-W



**Dimensions: 35.0 mm x 35.0 mm**  
**Height: 16.40 mm**  
~40° wide beam

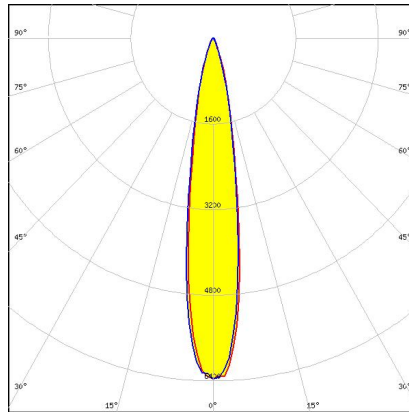
### PRODUCTS:

#### C10909\_EVA-WW



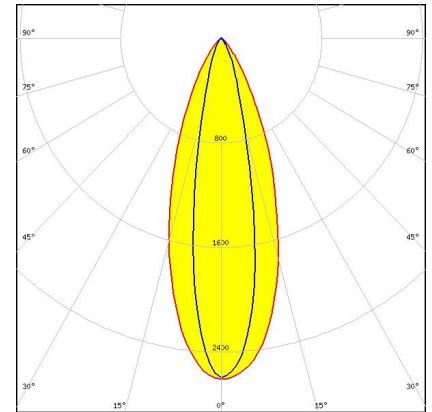
**Dimensions: 35.0 mm x 35.0 mm**  
**Height: 16.40 mm**  
~55° wide beam

#### C12041\_EVA-S



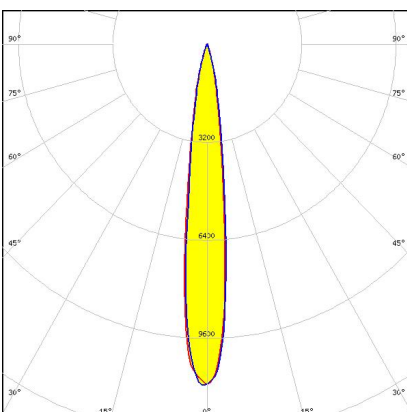
**Dimensions: 35.0 mm x 35.0 mm**  
**Height: 16.40 mm**  
~13° spot beam

#### C12828\_EVA-O



**Dimensions: 35.0 mm x 35.0 mm**  
**Height: 16.40 mm**  
~40° x 15° oval beam

#### C16255\_EVA-SS

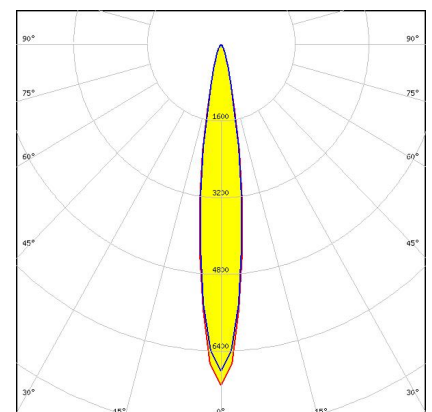


**Dimensions: 35.0 mm x 35.0 mm**  
**Height: 16.40 mm**  
~14° smooth spot beam

#### CA12055\_EVA-S

**Dimensions: 37.7 mm x 37.7 mm**  
**Height: 17.20 mm**  
~13° spot beam optimized for CREE XM-L. Assembly with holder and installation tape.

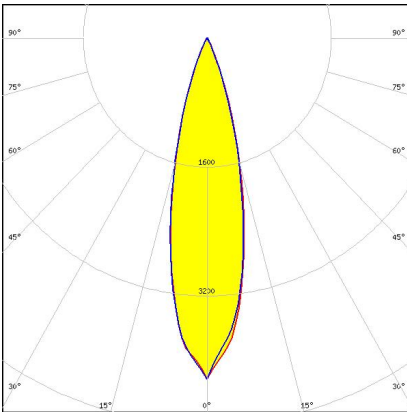
#### CA12057\_EVA-D



**Dimensions: 37.7 mm x 37.7 mm**  
**Height: 17.20 mm**  
~16° diffused spot beam optimized for CREE XM-L. Assembly with holder and installation tape.

### PRODUCTS:

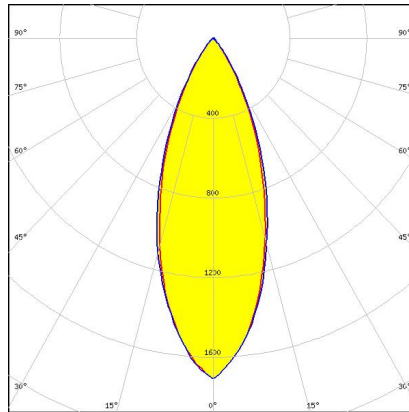
#### CA12058\_EVA-M



**Dimensions: 37.7 mm x 37.7 mm**  
**Height: 17.20 mm**

~25° medium beam optimized for CREE XM-L. Assembly with holder and installation tape.

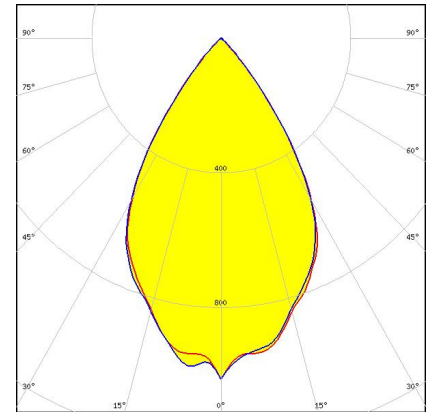
#### CA12059\_EVA-W



**Dimensions: 37.7 mm x 37.7 mm**  
**Height: 17.20 mm**

~40° wide beam optimized for CREE XM-L. Assembly with holder and installation tape.

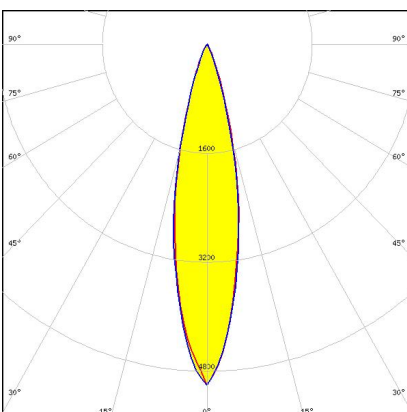
#### CA12060\_EVA-WW



**Dimensions: 37.7 mm x 37.7 mm**  
**Height: 17.20 mm**

~55° wide beam optimized for CREE XM-L. Assembly with holder and installation tape.

#### CP12196\_EVA-S



**Dimensions: 37.7 mm x 37.7 mm**  
**Height: 17.00 mm**

~13° spot beam optimized for CREE XM-L. Assembly with holder.

#### CP12197\_EVA-D



**Dimensions: 37.7 mm x 37.7 mm**  
**Height: 17.00 mm**

~16° diffused spot beam optimized for CREE XM-L. Assembly with holder.

#### CP12198\_EVA-M



**Dimensions: 37.7 mm x 37.7 mm**  
**Height: 17.00 mm**

~25° medium beam optimized for CREE XM-L. Assembly with holder.

### PRODUCTS:

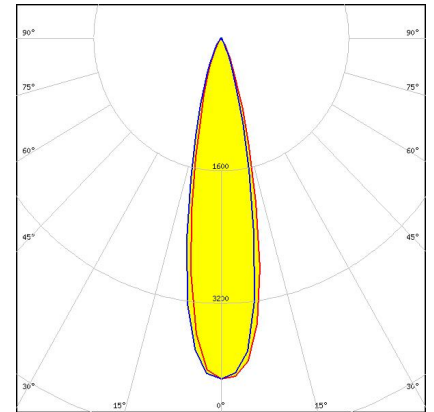
#### CP12199\_EVA-W

**Dimensions: 37.7 mm x 37.7 mm**  
**Height: 17.00 mm**  
~40° wide beam optimized for CREE XM-L. Assembly with holder.

#### CP12200\_EVA-WW

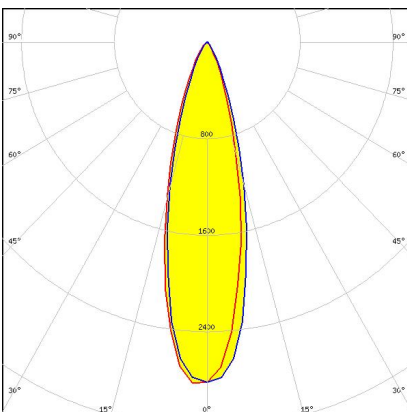
**Dimensions: 37.7 mm x 37.7 mm**  
**Height: 17.00 mm**  
~55° wide beam optimized for CREE XM-L. Assembly with holder.

#### CA12802\_EVA-D



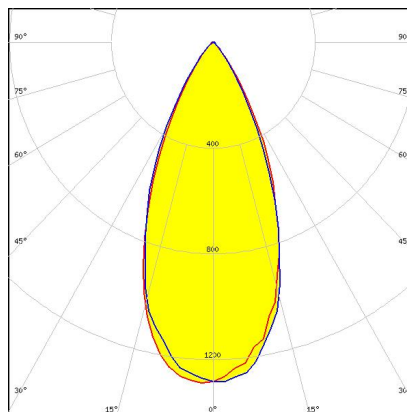
**Dimensions: 37.7 mm x 37.7 mm**  
**Height: 17.20 mm**  
~16° diffused spot beam optimized for LUXEON M and MX. Assembly with holder and installation tape.

#### CA12803\_EVA-M



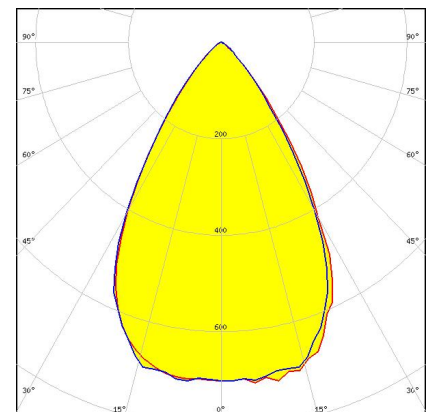
**Dimensions: 37.7 mm x 37.7 mm**  
**Height: 17.00 mm**  
~25° medium beam optimized for LUXEON M and MX. Assembly with holder and installation tape.

#### CA12804\_EVA-W



**Dimensions: 37.7 mm x 37.7 mm**  
**Height: 17.00 mm**  
~40° wide beam optimized for LUXEON M and MX. Assembly with holder and installation tape.

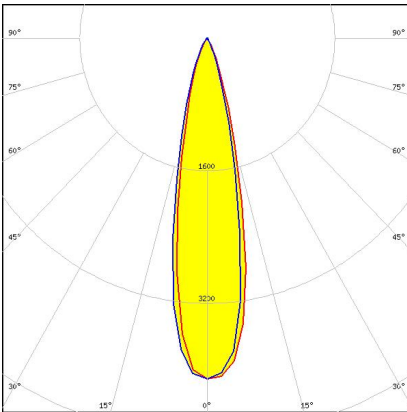
#### CA12805\_EVA-WW



**Dimensions: 37.7 mm x 37.7 mm**  
**Height: 17.00 mm**  
~55° wide beam optimized for LUXEON M and MX. Assembly with holder and installation tape.

### PRODUCTS:

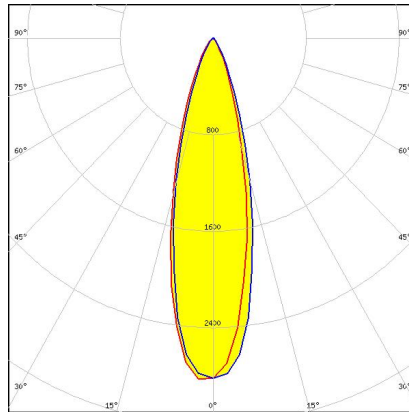
#### CP12818\_EVA-D



**Dimensions: 37.7 mm x 37.7 mm**  
**Height: 17.00 mm**

~16° diffused spot beam optimized for LUXEON M and MX. Assembly with holder.

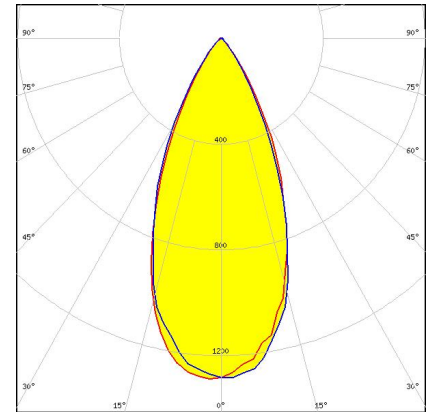
#### CP12819\_EVA-M



**Dimensions: 37.7 mm x 37.7 mm**  
**Height: 17.00 mm**

~25° medium beam optimized for LUXEON M and MX. Assembly with holder.

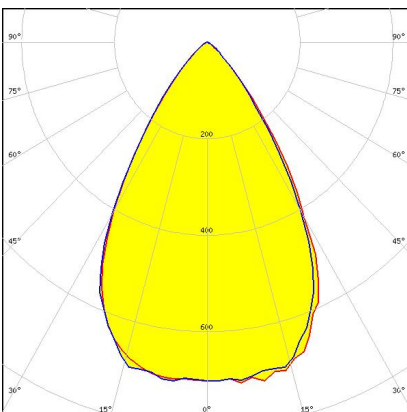
#### CP12820\_EVA-W



**Dimensions: 37.7 mm x 37.7 mm**  
**Height: 17.00 mm**

~40° wide beam optimized for LUXEON M and MX. Assembly with holder.

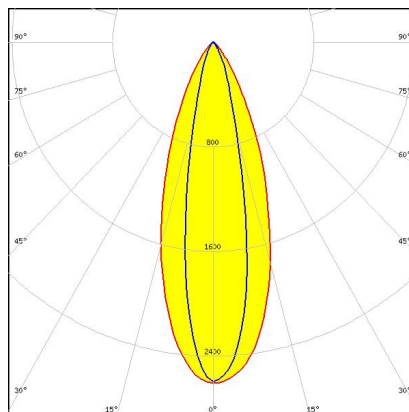
#### CP12821\_EVA-WW



**Dimensions: 37.7 mm x 37.7 mm**  
**Height: 17.00 mm**

~55° wider beam optimized for LUXEON M and MX. Assembly with holder.

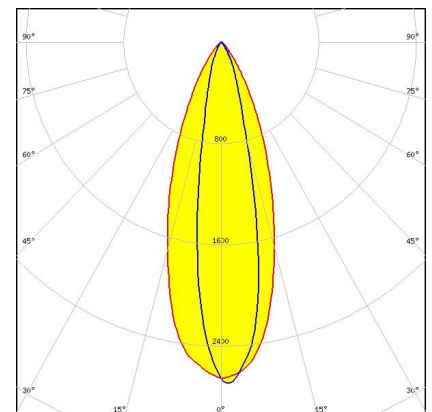
#### CP12857\_EVA-O



**Dimensions: 37.7 mm x 37.7 mm**  
**Height: 17.00 mm**

~40° x 15° oval beam optimized for LUXEON M and MX. Assembly with holder.

#### CA12858\_EVA-O

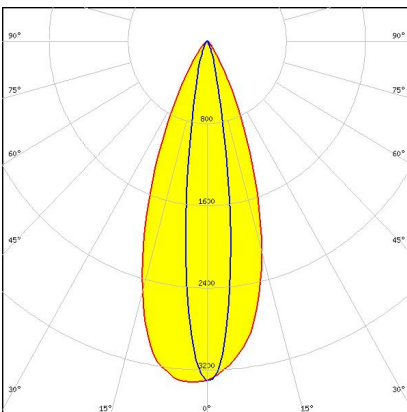


**Dimensions: 37.7 mm x 37.7 mm**  
**Height: 17.20 mm**

~40° x 15° oval beam optimized for LUXEON M and MX. Assembly with holder and installation tape.

### PRODUCTS:

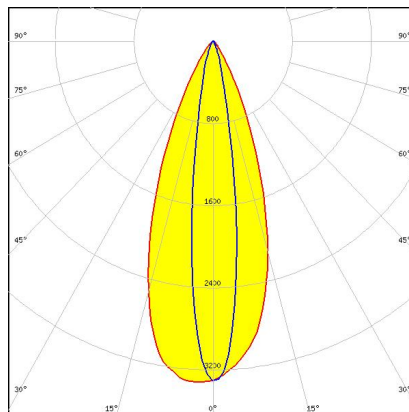
#### CA12859\_EVA-O



**Dimensions: 37.7 mm x 37.7 mm**  
**Height: 17.20 mm**

~40° x 15° oval beam optimized for CREE XM-L. Assembly with holder and installation tape

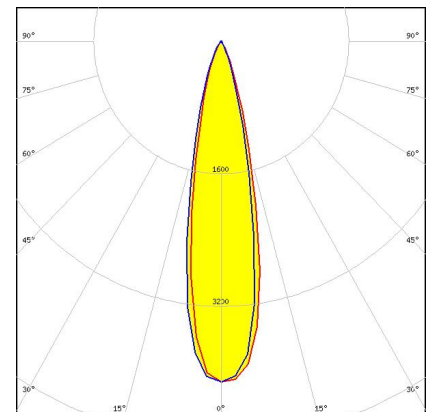
#### CP12860\_EVA-O



**Dimensions: 37.7 mm x 37.7 mm**  
**Height: 17.00 mm**

~40° x 15° oval beam optimized for CREE XM-L. Assembly with holder.

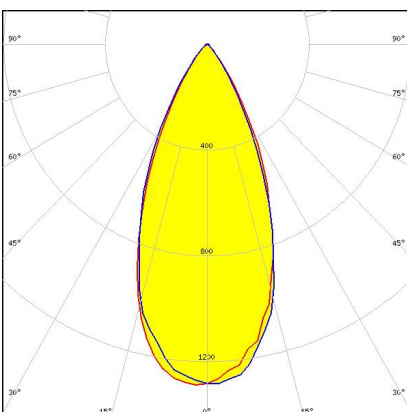
#### CA14308\_EVA-D



**Dimensions: 37.7 mm x 37.7 mm**  
**Height: 17.20 mm**

~16° diffused spot beam. Assembly with holder including location pins and installation tape.

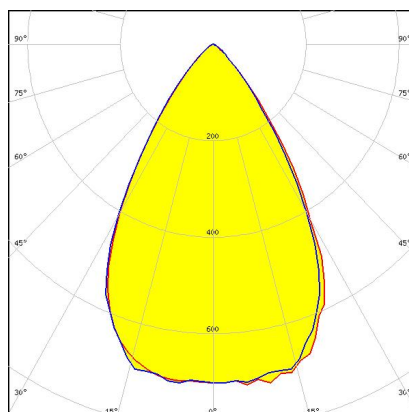
#### CA14309\_EVA-W



**Dimensions: 37.7 mm x 37.7 mm**  
**Height: 17.20 mm**

~40° wide beam. Assembly with holder including location pins and installation tape.

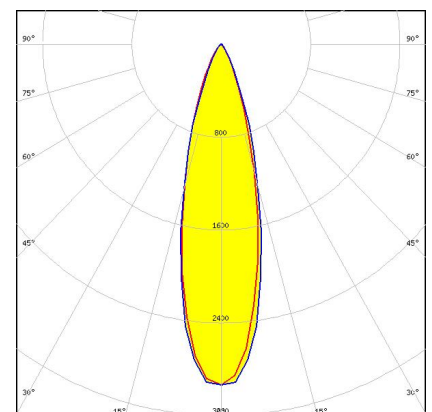
#### CA14310\_EVA-WW



**Dimensions: 37.7 mm x 37.7 mm**  
**Height: 17.20 mm**

~55° wider beam. Assembly with holder including location pins and installation tape.

#### CA14402\_EVA-M

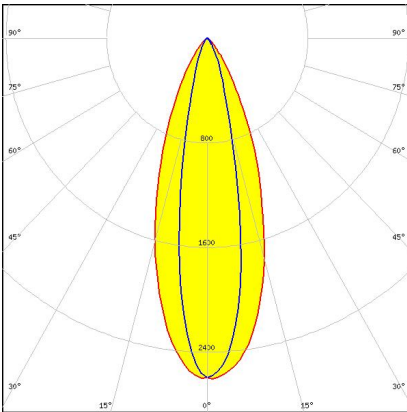


**Dimensions: 37.7 mm x 37.7 mm**  
**Height: 17.20 mm**

~25° medium beam. Assembly with holder including location pins and installation tape.

### PRODUCTS:

#### CA14403\_EVA-O

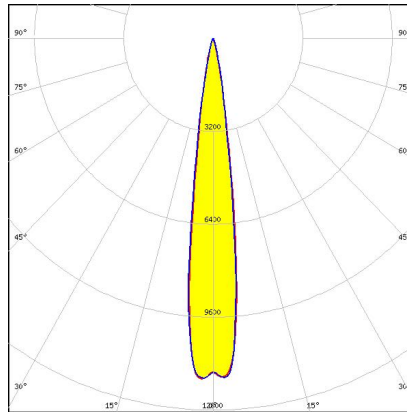


**Dimensions: 37.7 mm x 37.7 mm**

**Height: 17.20 mm**

~40° x 15° oval beam. Assembly with holder including location pins and installation tape.

#### CA16256\_EVA-SS



**Dimensions: 37.7 mm x 37.7 mm**

**Height: 17.20 mm**

~15° smooth spot beam. Assembly with holder and installation tape.

### GENERAL INFORMATION:

NOTE: The typical beam angle will be changed by different color, chip size and chip position tolerance. The typical total beam angle is the full angle measured where the luminous intensity is half of the peak value.

### MATERIALS:

As part of our continuous research and improvement processes, and to ensure the best possible quality and availability of our products, LEDiL reserves the right to change material grades without notice.

### PRODUCT DATA USER AGREEMENT AND DISCLAIMER:

The measured data in the provided downloadable LEDiL Product Datasheets and Mechanical 2D-Drawings is rounded and provided as reference for planning. LEDiL Oy's optical specifications have been verified by conducting performance testing of the products in accordance with the company's quality system. The reported data are averaged results of multiple measurements with typical variation. LEDiL Oy reserves the right to without prior notification make changes and improvements to its products.

LEDiL Oy assumes neither warranty, nor guarantee nor any other liability of any kind for the contents and correctness of the provided data. The provided data has been generated with highest diligence but the provided data may in reality not represent the complete possible variation range of all intrinsic parameters. Therefore, in certain cases a deviation from the provided data could occur.

LEDiL Oy reserves the right to undertake technical changes of its products without further notification which could lead to changes in the provided data. LEDiL Oy assumes no liability of any kind for the possible deviation from any provided data or any other damage resulting from the usage of the provided data.

The user agrees to this disclaimer and user agreement with the download or usage of the provided files.

#### LEDiL Oy

Joensuunkatu 13  
FI-24240 SALO  
Finland

#### LEDiL Inc.

228 West Page Street  
Suite D  
Sycamore IL 60178  
USA

#### Local sales and technical support

[www.ledil.com/  
where\\_to\\_buy](http://www.ledil.com/where_to_buy)

#### Shipping locations

Salo, Finland  
Hong Kong, China

#### Distribution Partners

[www.ledil.com/  
where\\_to\\_buy](http://www.ledil.com/where_to_buy)



## X-ON Electronics

Largest Supplier of Electrical and Electronic Components

*Click to view similar products for [LED Lighting Lenses Assemblies](#) category:*

*Click to view products by [Ledil](#) manufacturer:*

Other Similar products are found below :

[FCN12592\\_LE1-D-COP](#) [CA11362\\_IRIS](#) [CA16127\\_OLGA-S](#) [CP16107\\_CARMEN-50-S-C](#) [CS15763\\_STRADA-2X2MX-8-VSM](#)  
[C17171\\_DAISSY-8X1-SHD-MATT](#) [C17172\\_DAISSY-8X1-SHD-MATT-WHT](#) [C17173\\_DAISSY-4X1-WW-US](#) [C17341\\_DAISSY-4X1-WW-US-D](#) [CS15759\\_HB-2X2MX-8-W](#) [CS15769\\_STRADA-2X2MX-8-T2-S](#) [CA16435\\_LXP2-SS-WAS](#) [CS13756\\_STRADA-IP-2X6-DWC-PC](#)  
[CN16210\\_GABRIELLA-MIDI-W](#) [CP17138\\_CARMEN-M2-C-WHT](#) [CP17137\\_CARMEN-M2-C](#) [CA16015\\_STRADA-SQ-SCL](#)  
[C16989\\_DAISSY-7X1-W2](#) [C17225\\_DAISSY-7X1-SHD-WHT-MATT](#) [C17296\\_ILONA-ZOOM-SUB](#) [FP15752\\_STRADA-2X2MXS-T3](#)  
[C16590\\_DAISSY-4X1-SHD](#) [FP16562\\_LISA3-WWW-PIN](#) [CX15819\\_GABRIELLA-45-W](#) [C16870\\_DAISSY-7X1-WW](#) [CP12939\\_LARISA-RS-CLIP16](#) [C14636\\_XTM-PF-ADAPTER](#) [CA14506\\_G2-LXP2-RS2](#) [CA14508\\_G2-LXP2-D](#) [CA14601\\_VERONICA-SQ-MINI-RS](#)  
[FN14637\\_OLIVIA-S](#) [CP12943\\_LARISA-O-CLIP16](#) [FP11124\\_LISA2-O-PIN](#) [CP10444\\_LISA-SS](#) [CS14597\\_HB-IP-2X6-O](#)  
[CP14995\\_FLORENTINA-HLD-O](#) [CA16128\\_OLGA-M](#) [CP14994\\_FLORENTINA-HLD-M](#) [CP15775\\_CARMEN-M-C](#) [CS15158\\_STRADA-IP-2X6-T4-B](#) [CS15363\\_STRADA-IP-2X6-T2-B](#) [CS15751\\_STRADA-2X2MX-8-DWC](#) [CS15886\\_STRADA-IP-2X6-T2-B-90](#)  
[CS16323\\_STRADELLA-IP-28-HB-M](#) [FN14976\\_STELLA-DWC2](#) [FN15264\\_STELLA-HB-WWW](#) [FN15966\\_RONDA-WWW-C](#)  
[FN15971\\_RONDA-WAS-C](#) [FP15073\\_ZORYA-SC-B](#) [CA15584\\_ZORYA-MINI-TAPE](#)