

SMT Power Inductors

Shielded Toroid Series - Ros1/Ros2 Series



- Height:** 3.2mm and 5.3mm Max
- Footprint:** 8.1mm x 5.3mm and 14.0mm x 10.2mm
- Current Rating:** up to 5A
- Inductance Range:** .51μH to 357μH

Electrical Specifications @ 25°C - Operating Temperature -40°C to +130°C

Pulse Part Number	Inductance @ Irated (μH MIN)	Irated (A)	DCR (mΩ)		Inductance @ OADC (μH +/- 15%)	Reference ET (V*μsec)	Trise Factor (Ko)	Coreloss Factor (Kl)	ET Factor (K2)
			TYP	MAX					
Ros 1 Series									
P0430NL	0.51	2.00	14	16.1	.7	.8	1.45	1.27E-11	476.2
P0432NL	0.85	1.50	18	20.7	1.1	1.2	1.45	1.27E-11	370.4
P0435NL	2.72	1.00	40	46	3.9	2.3	1.45	1.27E-11	196.1
P0438NL	8.84	0.50	140	161	12.2	4.4	1.45	1.27E-11	111.1
P0439NL	10.79	0.45	155	178	14.7	5.0	1.45	1.27E-11	101.0
P0441NL	25.50	0.29	280	322	33.8	8.4	1.45	1.27E-11	66.7
P0445NL	88	0.16	1065	1225	122	15	1.45	1.27E-11	35.1
P0446NL	127	0.14	1600	1840	179	18	1.45	1.27E-11	29.0
Ros 2 Series									
P0450NL	0.51	5.00	8.1	9.3	.65	3	.508	8.87E-11	181.8
P0452NL	1.09	5.00	11.4	13.1	1.5	.5	.508	8.87E-11	113.6
P0453NL	1.53	5.00	13.0	15	2.3	1.0	.508	8.87E-11	90.9
P0454NL	1.78	3.00	15.0	17.3	2.3	7.5	.508	8.87E-11	90.9
P0456NL	4.76	2.00	26.1	30	6.3	13	.508	8.87E-11	56.8
P0460NL	22.95	1.00	90.4	104	34	31	.508	8.87E-11	24.6
P0461NL	39.10	0.90	123.5	142	57.2	39	.508	8.87E-11	18.9
P0462NL	40.80	0.80	240.0	276	62.5	35	.508	8.87E-11	18.2
P0463NL	69.70	0.60	245.2	282	100	55	.508	8.87E-11	14.0
P0465NL	137	0.40	480.9	553	180	78	.508	8.87E-11	10.0
P0466NL	182	0.35	681.7	784	254	87	.508	8.87E-11	8.7
P0467NL	272	0.30	1030.4	1185	422.5	105	.508	8.87E-11	7.0
P0468NL	357	0.25	1200.0	1380	500	130	.508	8.87E-11	6.1

USA 858 674 8100

Germany 49 7032 7806 0

Singapore 65 6287 8998

Shanghai 86 21 62787060

China 86 755 33966678

Taiwan 886 3 4356768

SMT Power Inductors

Shielded Toroid Series - Ros1/Ros2 Series



Notes:

1. Temperature rise is 55C in typical buck or boost circuits with the rated IDC current and reference ET applied to the inductor.
2. Total loss in the inductor is 80 mW (ROS1) and 280 mW (ROS2) for 55C temperature rise above ambient.
3. To estimate temperature rise in a given application, you must determine the total losses (copper losses + core losses) and apply the following formula:
Temp Rise (C) = (Total Losses (mW))^{.833} * K0 (from table)

4. To determine copper losses, calculate:

$$\text{Copper Loss (mW)} = I_{DC}^2 \times DCR$$

5. For core loss in mWatts, using frequency f (in Hz) and operating flux density B (in Gauss), calculate:

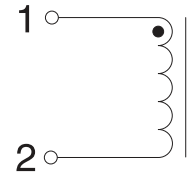
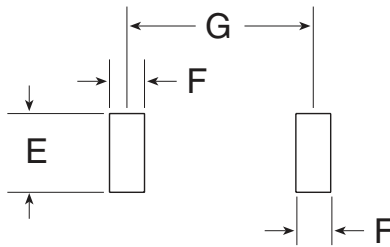
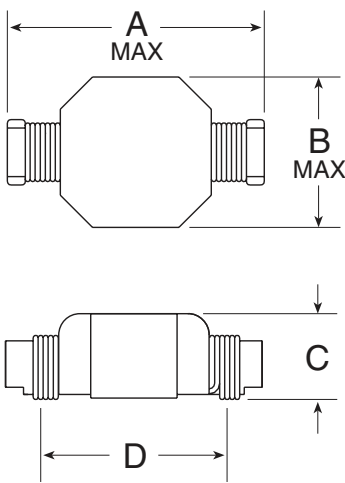
$$\text{Copper Loss (mW)} = K2 * f^{1.26} * B^{2.11}$$

6. For flux density (B), calculate ET (V-μsec) for the application, and multiply by ET₁₀ factor from the table.

Mechanical

Schematic

PXXXX



Suggested Pad Layout

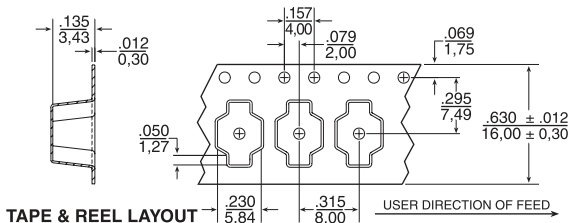
PKG	A	B	C	D	E	F	G
ROS1	$\frac{.335}{8,51}$	$\frac{.225}{5,72}$	$\frac{.125}{3,18}$	$\frac{.250}{6,35}$	$\frac{.100}{2,54}$	$\frac{.050}{1,27}$	$\frac{.250}{6,35}$
ROS2	$\frac{.545}{13,84}$	$\frac{.390}{9,91}$	$\frac{.215}{5,46}$	$\frac{.440}{11,18}$	$\frac{.120}{3,05}$	$\frac{.065}{1,65}$	$\frac{.440}{11,18}$

	ROS1	ROS2
Weight	0.29 grams	1.1 grams
Tape & Reel	2000/reel	600/reel

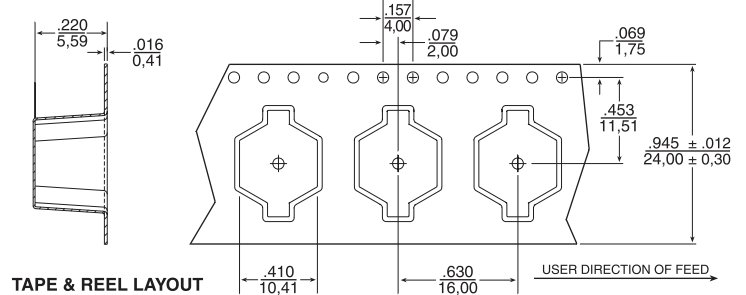
Dimensions: $\frac{\text{Inches}}{\text{mm}}$

Unless otherwise specified, all tolerances are $\pm \frac{.010}{0,25}$

ROS 1



ROS 2



SMT Power Inductors

Shielded Toroid Series - Ros1/Ros2 Series

For More Information

Pulse Worldwide Headquarters

12220 World Trade Drive
San Diego, CA
92128
U.S.A.

Tel: 858 674 8100
Fax: 858 674 8262

Pulse Europe

Einsteinstrasse 1
D-71083 Herrenberg
Germany

Tel: 49 7032 78060
Fax: 49 7032 7806 135

Pulse China Headquarters

B402, Shenzhen Academy of
Aerospace Technology Bldg.
10th Kejinan Road
High-Tech Zone
Nanshan District
Shenzen, PR China
518057
Tel: 86 755 33966678
Fax: 86 755 33966700

Pulse North China

Room 2704/2705
Super Ocean Finance
Ctr.
2067 Yan An Road
West
Shanghai 200336
China

Tel: 86 21 62787060
Fax: 86 2162786973

Pulse South Asia

135 Joo Seng Road
#03-02
PM Industrial Bldg.
Singapore 368363

Tel: 65 6287 8998
Fax: 65 6287 8998

Pulse North Asia

3F, No. 198
Zhongyuan Road
Zhongli City
Taoyuan County 320
Taiwan R. O. C.

Tel: 886 3 4356768
Fax: 886 3 4356823 (Pulse)
Fax: 886 3 4356820 (FRE)

Performance warranty of products offered on this data sheet is limited to the parameters specified. Data is subject to change without notice. Other brand and product names mentioned herein may be trademarks or registered trademarks of their respective owners. © Copyright, 2015. Pulse Electronics, Inc. All rights reserved.

X-ON Electronics

Largest Supplier of Electrical and Electronic Components

Click to view similar products for [Fixed Inductors](#) category:

Click to view products by [Pulse manufacturer](#):

Other Similar products are found below :

[MLZ1608M6R8WTD25](#) [MLZ1608N6R8LT000](#) [MLZ1608N3R3LTD25](#) [MLZ1608N3R3LT000](#) [MLZ1608N150LT000](#)

[MLZ1608M150WTD25](#) [MLZ1608M3R3WTD25](#) [MLZ1608M3R3WT000](#) [MLZ1608M150WT000](#) [MLZ1608A1R5WT000](#)

[MLZ1608N1R5LT000](#) [B82432C1333K000](#) [PCMB053T-1R0MS](#) [PCMB053T-1R5MS](#) [PCMB104T-1R5MS](#) [CR32NP-100KC](#) [CR32NP-](#)

[151KC](#) [CR32NP-180KC](#) [CR32NP-181KC](#) [CR32NP-1R5MC](#) [CR32NP-390KC](#) [CR32NP-3R9MC](#) [CR32NP-680KC](#) [CR32NP-820KC](#)

[CR32NP-8R2MC](#) [CR43NP-390KC](#) [CR43NP-560KC](#) [CR43NP-680KC](#) [CR54NP-181KC](#) [CR54NP-470LC](#) [CR54NP-820KC](#) [CR54NP-8R5MC](#)

[MGDQ4-00004-P](#) [MGDU1-00016-P](#) [MHL1ECTTP18NJ](#) [MHL1JCTTD12NJ](#) [PE-51506NL](#) [PE-53601NL](#) [PE-53630NL](#) [PE-53824SNLT](#) [PE-](#)

[62892NL](#) [PE-92100NL](#) [PG0434.801NLT](#) [PG0936.113NLT](#) [PM06-2N7](#) [PM06-39NJ](#) [HC2LP-R47-R](#) [HC2-R47-R](#) [HC3-2R2-R](#) [HC8-1R2-R](#)