





SMT Gate Drive Transformers

>1500V_{DC} Basic and Functional Insulation



-  >1500V_{DC} isolation between Gate and Drive
-  Basic insulation (1.4mm creepage/clearance) and functional available
-  Operating frequency: 50kHz and up

Electrical Specifications @ 25°C - Operating Temperature -40°C to +130°C⁵

Part ^{3,4} Number	Turns Ratio	Pri-Sec Insulation	MAX ¹ V*μsec	Primary Inductance (μH MIN)	Leakage ² Inductance (μH MAX)	DCR Primary (Ω MAX)	DCR Secondary (Ω MAX)	Package Size (L x W x H) (mm MAX)
Functional Insulation								
PE-68386NL	1:1	1500 Vdc	9.7	785	0.46	0.60	0.60	8.6 x 6.7 x 2.5
P0926NL	1:1:1	1500 Vdc	23.8	300	0.50	2.00	2.00	8.0 x 6.6 x 5.3
P0544NL	1:1:1	1500 Vdc	45.1	3300	0.80	1.25	1.25	9.0 x 8.6 x 7.6
PA0264NL	1:1:1	1000 Vrms	12.7	1140	0.65	0.75	0.75	8.6 x 6.7 x 3.6
PA1323NL	1:1	1500 Vrms	21.7	600	2.0	1.25	1.25	9.5 x 7.1 x 5.3
Basic Insulation (1.4mm creepage and clearance between Primary and Secondary)								
PA0173NL	1:1:1	1500 Vrms	17.2	980	0.75	0.62	0.88	11.8 x 8.8 x 4.0
PA0185NL	1:1	1500 Vrms	17.2	980	0.75	0.88	0.62	11.8 x 8.8 x 4.0
PA0184NL	1:1	1500 Vrms	27.2	1200	0.50	0.91	0.91	9.0 x 8.6 x 7.6
PA0297NL	2:1:1	1500 Vrms	27.2	1200	0.60	0.91	0.46	9.0 x 8.6 x 7.6
PA2777NL	1:1	1500 Vrms	9.3	335.2	0.36	0.70	0.70	7.1 x 6.1 x 5.5
PA0510NL	2.5:1:1	1500 Vrms	27.2	1200	0.68	0.91	0.380	9.0 x 8.6 x 7.6
PA3493NL	1.25:1	1650 Vrms	23	656	1.3	1.03	0.85	10.9 x 9.7 x 2.7

Notes:

1. The Maximum volt-μsec rating limits the peak flux density to 2200 Gauss when used in a unipolar drive application. For bi-polar drive applications, a maximum volt-sec of two times this rating is acceptable (ie: 2* (volt*μsec rating) = (voltage applied to the primary) * dutycycle / Frequency = V * alpha / Freq_Hz = V * μsec
2. Leakage inductance is measured at primary terminals with all secondaries shorted.
3. Optional Tape & Reel packaging can be ordered by adding a "T" suffix to the part number (i.e. P0544NL becomes P0544NLT). Pulse complies to industry standard tape and reel specification EIA481.
4. The "NL" suffix indicates an RoHS-compliant part number. Non-NL suffixed parts are not necessarily RoHS compliant, but are electrically and mechanically equivalent to NL versions. If a part number does not have the "NL" suffix, but an RoHS compliant version is required, please contact Pulse for availability.
5. The temperature of the component (ambient plus temperature rise) must be within the stated operating temperature range.

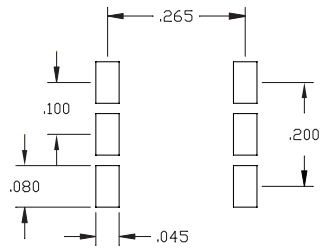
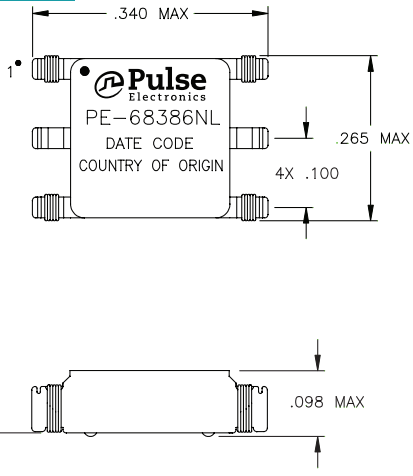
SMT Gate Drive Transformers

>1500V_{DC} Basic and Functional Insulation

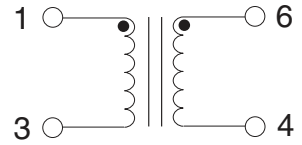
Mechanicals

Schematics

PE-68386NL



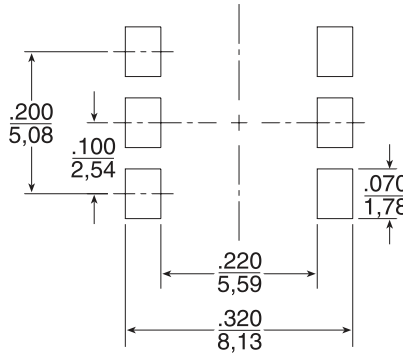
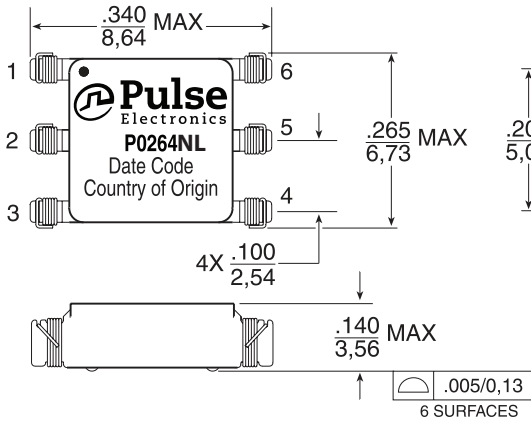
SUGGESTED PAD LAYOUT



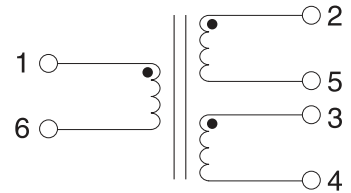
Weight0.28 grams
Tape & Reel1500/reel
Tube60/tube

Dimension: $\frac{\text{Inches}}{\text{mm}}$
 Unless otherwise specified, all tolerances are $\pm \frac{.010}{0,25}$

PA0264NL



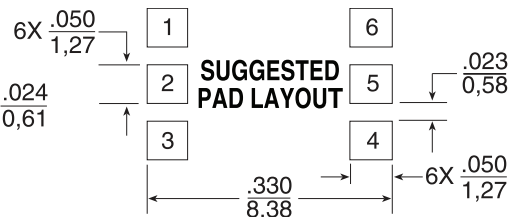
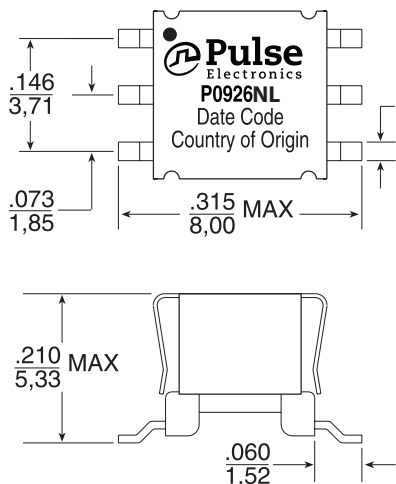
SUGGESTED PAD LAYOUT



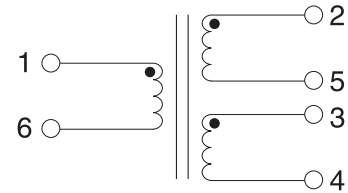
Weight0.28 grams
Tape & Reel1500/reel
Tube60/tube

Dimension: $\frac{\text{Inches}}{\text{mm}}$
 Unless otherwise specified, all tolerances are $\pm \frac{.010}{0,25}$

P0926NL



SUGGESTED PAD LAYOUT



Weight0.48 grams
Tape & Reel1000/reel
Tube80/tube

Dimension: $\frac{\text{Inches}}{\text{mm}}$
 Unless otherwise specified, all tolerances are $\pm \frac{.010}{0,25}$

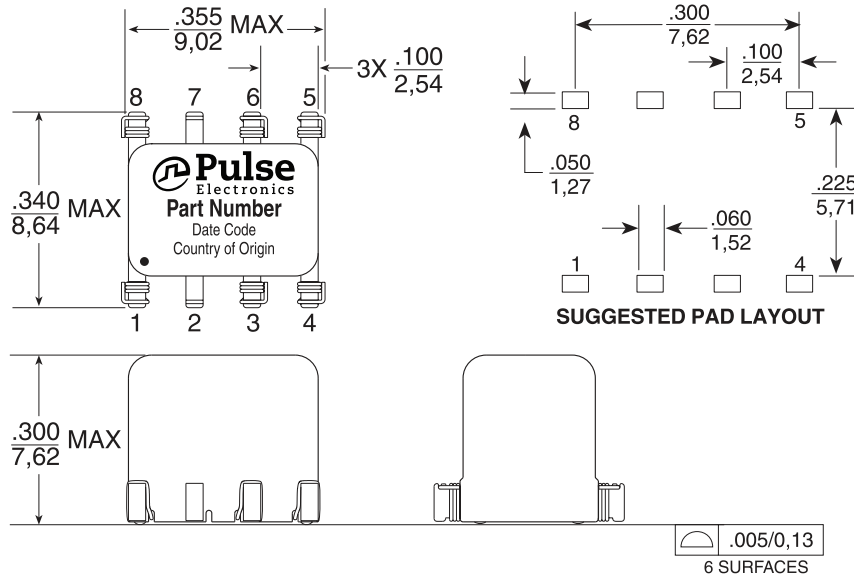
SMT Gate Drive Transformers

>1500V_{DC} Basic and Functional Insulation

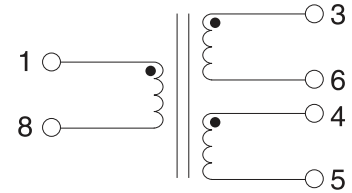
Mechanicals (continued)

Schematics

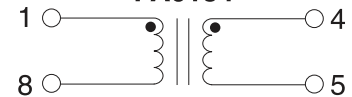
P0544NL, PA0297, PA0510, PA0184NL



P0544 / PA0297 / PA0510



PA0184

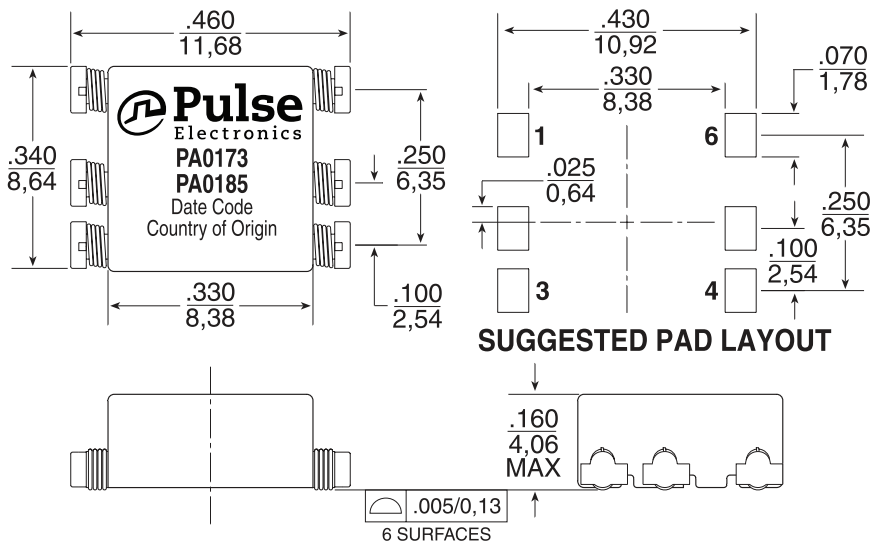


Weight0.60 grams
Tape & Reel40/reel
Tube50/tube

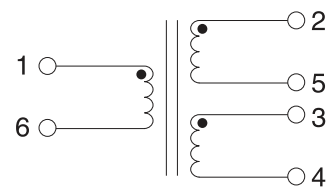
Dimension: $\frac{\text{Inches}}{\text{mm}}$

Unless otherwise specified, all tolerances are $\pm \frac{.010}{0,25}$

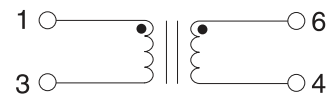
PA0173, PA0185



PA0173



PA0185



Weight0.48 grams
Tape & Reel900/reel
Tube60/tube

Dimension: $\frac{\text{Inches}}{\text{mm}}$

Unless otherwise specified, all tolerances are $\pm \frac{.010}{0,25}$

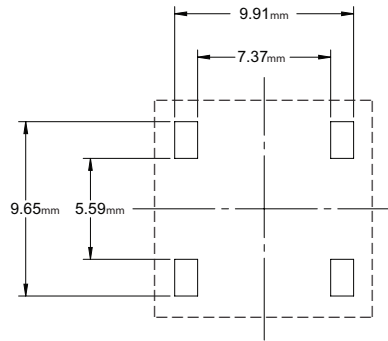
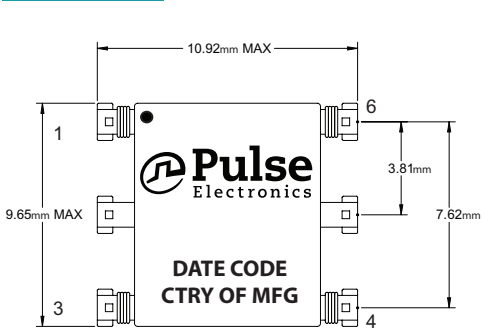
SMT Gate Drive Transformers

>1500V_{DC} Basic and Functional Insulation

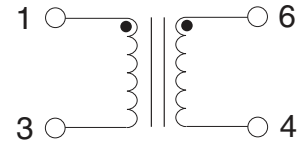

Mechanicals (continued)

Schematics

PA3493NL



SUGGESTED FOOTPRINT

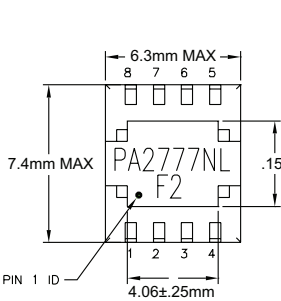


Weight0.31 grams
 Tape & Reel1250/reel
 Tube50/tube

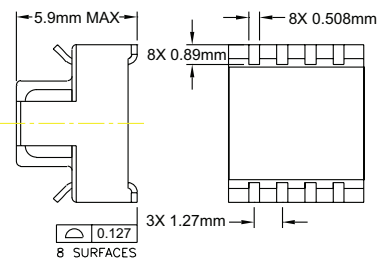
Dimension: mm

Unless otherwise specified, all tolerances are $\pm 0,25$

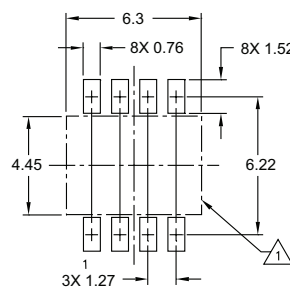
PA2777NL



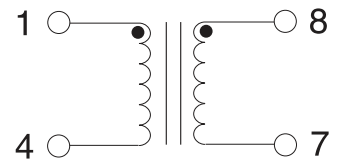
TOP VIEW



BOTTOM VIEW



SUGGESTED LAND PATTERN



Weight0.32 grams
 Tape & Reel850/reel
 Tube120/tube

Dimension: mm

Unless otherwise specified, all tolerances are $\pm 0,25$

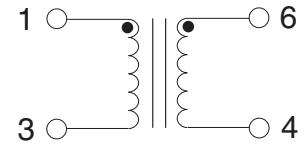
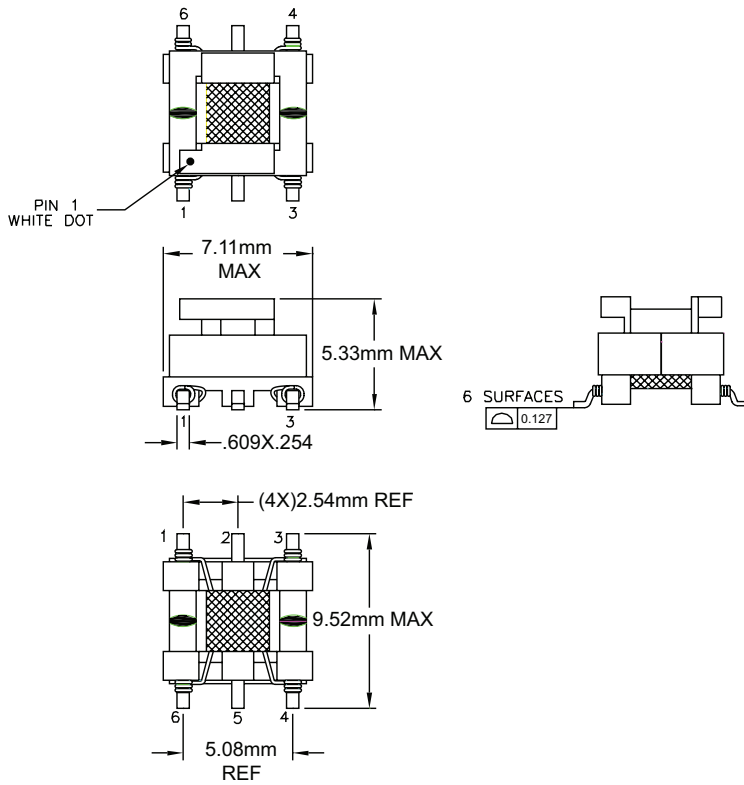
SMT Gate Drive Transformers

>1500V_{DC} Basic and Functional Insulation

Mechanicals *(continued)*

Schematics

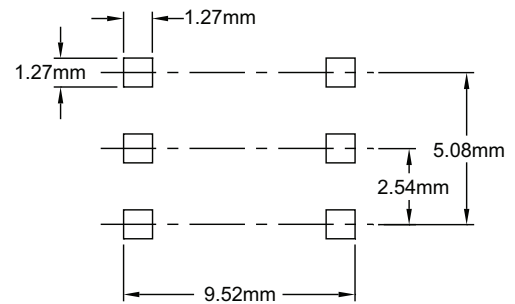
PA1323NL



Weight0.4 grams
Tape & Reel700/reel
Tube225/tube

Dimension: mm

Unless otherwise specified, all tolerances are $\pm 0,25$



SUGGESTED PCB LAYOUT

X-ON Electronics

Largest Supplier of Electrical and Electronic Components

Click to view similar products for [Pulse Transformers](#) category:

Click to view products by [Pulse manufacturer](#):

Other Similar products are found below :

[IF-18-0269-N](#) [PHT-068](#) [PT5010](#) [PE-65457NLT](#) [T60403-D4721-X088](#) [H1183NLT](#) [CTX33-18971-R](#) [HM2108NLT](#) [PA1825NLT](#)
[HM0068ANLT](#) [PE-6292](#) [P0584ANL](#) [CX2044LNL](#) [PG1427.001NLT](#) [750313723](#) [TGMR-512V6LF](#) [HM1331NL](#) [TGMR-430V8LF](#) [TGMR-](#)
[501V6LF](#) [76615/1C](#) [B82804A0304A225](#) [TGM-040P3RL](#) [TGMR-Q440V8LF](#) [TGM-450NFRL](#) [IT 238](#) [HM41-11210LF](#) [TGM-210NSRL](#)
[TGM-240NSRL](#) [TGM-240NSLF](#) [TGM-030P3RL](#) [CTX16-17360](#) [ITNA-0239-D202](#) [TGM-H280V8LF](#) [TGM-340NARL](#) [T60403-D4097-](#)
[X052](#) [ITRB-0239-D502](#) [TGM-H240V8LF](#) [78601/2JC-R](#) [TGAD-292NARL](#) [HX6096NLT](#) [78601/2MC-R](#) [T60403-D4215-X177](#) [78613/1JC](#)
[600PA](#) [H1183NL](#) [TGMR-502V6LF](#) [CTX02-13664](#) [TGMR-380V6LF](#) [T60403-F5046-X008](#) [TGM-H260V8LF](#)