

RADIO FOOT TRANSMITTER RNL-01

MANUAL INSTRUCTION



ZAMEL Sp. z o.o.

zameL

ul. Zielona 27, 43-200 Pszczyna, Poland
tel. +48 (32) 210 46 65, fax +48 (32) 210 80 04
www.zamelcet.com, e-mail: marketing@zamel.pl

DESCRIPTION

Radio foot transmitter RNL-01 is a device used to control radio receivers of EXTA FREE system. It can be used in wireless control of e.g., garage gate. The device is battery powered (one battery).

FEATURES

- 1-channel radio transmitter,
- remote control of EXTA FREE system receivers,
- wide range of operation (up to 200 m),
- mounting and additional installation is not required,
- battery powered,
- sending information and battery status are optically signalled,
- possibility of simultaneous switching on/switching off any number of EXTA FREE system receivers,
- possibility of increasing operation range by means of RTN-01 retransmitter.

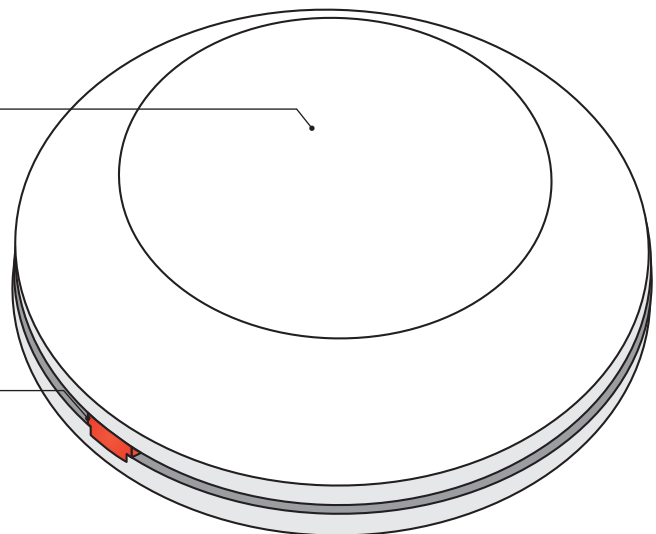
TECHNICAL DATA

RNL-01	
Input rated voltage:	3 V DC
Battery type:	CR2032
Battery life:	3 ÷ 5 years (depends on use)
Number of channels:	1
Transmission:	radio 868,32 MHz
Coding way:	unidirectional
Coding:	addressing transmission
Range:	up to 200 m in the open area
Optic signalling of transimtion/battery discharge:	LED red diode
Ambient temperature range:	-10 ÷ +55 °C
Operating position:	free
Casing protection degree:	IP20 (EN 60529)
Protection level:	III
Pollution degree:	2
Dimensions:	Ø75 x 40 mm
Weight:	0,06 kg
Reference standard:	ETSI EN 300 220-1 ETSI EN 300 220-3

APPEARANCE

Foot push-button

Optic signalling of transmitter's operation



The symbol means selective collecting of electrical and electronic equipment.
It is forbidden to put the used equipment together with other waste.

CE 1471

FUNCTIONING, MOUNTING

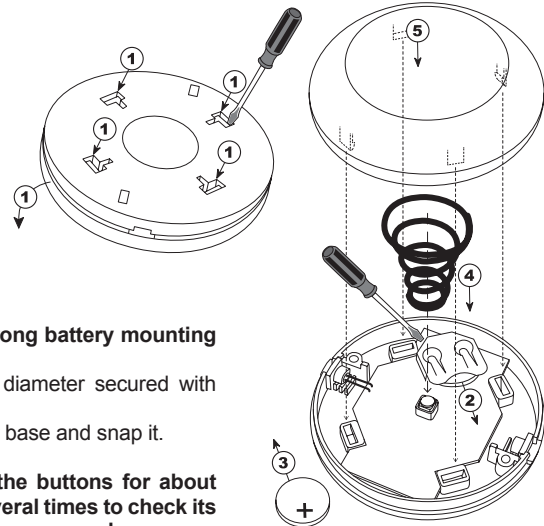
By pressing the button, the transmitter sends a signal with 868,32 MHz frequency which controls EXTA FREE receivers. **Device programming procedure (adding a transmitter to a receiver's memory) is described in particular EXTA FREE manual instructions.** The device range (up to 250 m depending on a receiver) can be increased by means of a retransmitter or few RTN-01 retransmitters.

BATTERY CHANGE

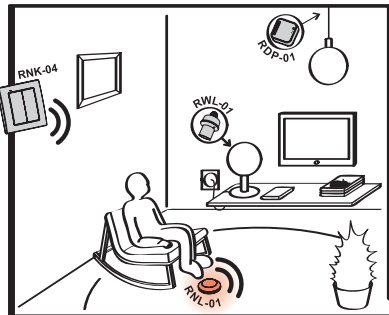
Battery discharge status is signalled by several LED red diode flashes during transmission time.

1. Remove the upper cover of the transmitter - to do it lever up four latches at the bottom of the push-button removing the cover at the same time.
2. By means of a screwdriver remove the battery from the latch.
3. Mount a new battery. **Watch battery polarisation marked on the latch. Wrong battery mounting may cause device damage.**
4. Put the spring on the push-button (it is important that the smaller spring diameter secured with insulation leans against the push-button).
5. Put back the upper cover by placing the latches of the cover straight into their base and snap it.

CAUTION: While changing the battery, it is suggested to press any of the buttons for about 5 seconds before putting it into a latch. Next press transmission button several times to check its operation. If the transmitter does not work properly repeat the battery change procedure.



APPLICATION



Radio foot transmitter RNL-01 controls operation of RWL-01 radio lighting switch (switch on / switch off) or RDP-01 radio dimmer (switch on / switch off, light brightening / dimming). The receivers can be controlled by 4-channel button radio transmitter RNK-04. The RNL-02 transmitter does not require additional installation, external power supply connection and mounting.



The ZAMEL company devices which are characterised with this sign can cooperate with each other.

COOPERATION AND OPERATING RANGE

Symbol	ROP-01	ROP-02	ROB-01	SRP-02	SRP-03	RWG-01	RWL-01	ROM-01	ROM-10	RDP-01	RTN-01
RNK-02	180 m	200 m	200 m	200 m	200 m	250 m	180 m	250 m	250 m	180 m	250 m
RNK-04	180 m	200 m	200 m	200 m	200 m	250 m	180 m	250 m	250 m	180 m	250 m
P-256/8	230 m	250 m	250 m	250 m	250 m	300 m	200 m	300 m	300 m	230 m	300 m
P-257/4 (2)	180 m	200 m	200 m	200 m	200 m	250 m	180 m	250 m	250 m	180 m	250 m
RNM-10	230 m	250 m	250 m	250 m	250 m	300 m	200 m	300 m	300 m	230 m	300 m
RNP-01	160 m	180 m	180 m	180 m	180 m	200 m	160 m	200 m	200 m	160 m	200 m
RNP-02	160 m	180 m	180 m	180 m	180 m	200 m	160 m	200 m	200 m	160 m	200 m
RNL-01	160 m	180 m	180 m	lack*	lack*	200 m	160 m	200 m	200 m	160 m	200 m
RTN-01	200 m	200 m	200 m	200 m	200 m	250 m	200 m	250 m	250 m	200 m	250 m
RCR-01	160 m	180 m	180 m	lack*	lack*	200 m	160 m	200 m	200 m	160 m	200 m
RTI-01	160 m	180 m	180 m	180 m	180 m	200 m	160 m	200 m	200 m	160 m	200 m
RXM-01	230 m	250 m	250 m	250 m	250 m	300 m	200 m	300 m	300 m	230 m	300 m

* - 1-channel transmitters do not cooperate with roller blind controllers.

CAUTION: The given range concerns open area - an ideal condition without any natural or artificial obstacles. If there are some obstacles between a transmitter and a receiver, it is advisable to decrease the range according to: wood and plaster: from 5 to 20 %, bricks: from 10 to 40 %, reinforced concrete: from 40 to 80 %, metal: from 90 to 100 %, glass: from 10 to 20 %. Over- and underground medium and high electrical power lines, radio and television transmitters, GSM transmitters set close to a device system have also a negative influence on the range.

WARRANTY CARD

There is 24 months guarantee on the product

1. ZAMEL provides a two-year warranty for its products.
2. The ZAMEL warranty does not cover: a) mechanical defects resulting from transport, loading / unloading or other circumstances b) defects resulting from incorrect installation or operation of ZAMEL products; c) defects resulting from any changes made by CUSTOMERS or third parties, to products sold or equipment necessary for the correct operation of products sold; d) defects resulting from force majeure or other aleatory events for which ZAMEL is not liable; e) power supply (batteries) to be equipped with a device in the moment of sale (if they appear);
3. All complaints in relation to the warranty must be provided by the CUSTOMER in writing to the retailer after discovering a defect.;
4. ZAMEL will review complaints in accordance with existing regulations.;
5. The way a complaint is settled, e.g. replacement of the product, repair or refund, is left to the discretion of ZAMEL.
6. Guarantee does not exclude, does not limit, nor does it suspend the rights of the PURCHASER resulting from the discrepancy between the goods and the contract.

Salesman stamp and signature, date of sale

X-ON Electronics

Largest Supplier of Electrical and Electronic Components

Click to view similar products for [Power Management IC Development Tools](#) category:

Click to view products by [Zamel](#) manufacturer:

Other Similar products are found below :

[EVAL6482H-DISC](#) [EVAL-AD5522EBUZ](#) [EVAL-ADM1060EBZ](#) [EVAL-ADM1073MEBZ](#) [EVAL-ADM1166TQEBZ](#) [EVAL-ADM1168LQEBZ](#) [EVAL-ADM1171EBZ](#) [EVAL-ADM1276EBZ](#) [EVB-EN5319QI](#) [EVB-EN5365QI](#) [EVB-EN6347QI](#) [EVB-EP5348UI](#) [MIC23158YML EV](#) [MIC23451-AAAYFL EV](#) [MIC5281YMME EV](#) [124352-HMC860LP3E](#) [ADM00513](#) [ADM8611-EVALZ](#) [ADM8612-EVALZ](#) [ADM8613-EVALZ](#) [ADM8615-EVALZ](#) [ADP1046ADC1-EVALZ](#) [ADP1055-EVALZ](#) [ADP122-3.3-EVALZ](#) [ADP130-0.8-EVALZ](#) [ADP130-1.2-EVALZ](#) [ADP130-1.5-EVALZ](#) [ADP130-1.8-EVALZ](#) [ADP160UJZ-REDYKIT](#) [ADP166UJ-EVALZ](#) [ADP1712-3.3-EVALZ](#) [ADP1714-3.3-EVALZ](#) [ADP1715-3.3-EVALZ](#) [ADP1716-2.5-EVALZ](#) [ADP1740-1.5-EVALZ](#) [ADP1752-1.5-EVALZ](#) [ADP1754-1.5-EVALZ](#) [ADP1828LC-EVALZ](#) [ADP1870-0.3-EVALZ](#) [ADP1871-0.6-EVALZ](#) [ADP1873-0.6-EVALZ](#) [ADP1874-0.3-EVALZ](#) [ADP1876-EVALZ](#) [ADP1879-1.0-EVALZ](#) [ADP1882-1.0-EVALZ](#) [ADP1883-0.6-EVALZ](#) [ADP197CB-EVALZ](#) [ADP199CB-EVALZ](#) [ADP2102-1.25-EVALZ](#) [ADP2102-1.2-EVALZ](#)