



**DC COMPONENTS CO., LTD.**

RECTIFIER SPECIALISTS

KBL / RS  
005 / 401

THRU

KBL / RS  
10 / 407

**TECHNICAL SPECIFICATIONS OF SINGLE-PHASE SILICON BRIDGE RECTIFIER**

**VOLTAGE RANGE - 50 to 1000 Volts**

**CURRENT - 4.0 Amperes**

**FEATURES**

- \* Ideal for printed circuit board
- \* Surge overload rating: 200 Amperes peak
- \* Molded structure

**MECHANICAL DATA**

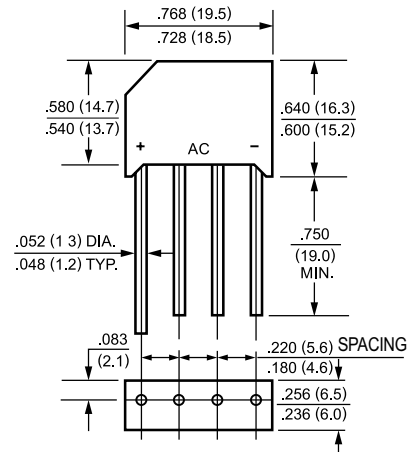
- \* Case: Molded plastic
- \* Epoxy: UL 94V-0 rate flame retardant
- \* Lead: MIL-STD-202E, Method 208 guaranteed
- \* Polarity: Symbols molded or marked on body
- \* Mounting position: Any
- \* Weight: 4.8 grams

**MAXIMUM RATINGS AND ELECTRICAL CHARACTERISTICS**

Ratings at 25 °C ambient temperature unless otherwise specified.  
Single phase, half wave, 60 Hz, resistive or inductive load.  
For capacitive load, derate current by 20%.



KBL



		KBL005	KBL01	KBL02	KBL04	KBL06	KBL08	KBL10	
Maximum Recurrent Peak Reverse Voltage	VRRM	RS401 50	RS402 100	RS403 200	RS404 400	RS405 600	RS406 800	RS407 1000	Volts
Maximum RMS Bridge Input Voltage	VRMS	35	70	140	280	420	560	700	Volts
Maximum DC Blocking Voltage	VDC	50	100	200	400	600	800	1000	Volts
Maximum Average Forward Output Current TA = 75°C	Io	4.0							Amps
Peak Forward Surge Current 8.3 ms single half sine-wave superimposed on rated load (JEDEC Method)	IFSM	200							Amps
Maximum Forward Voltage Drop per element at 3.0A DC	VF	1.0							Volts
Maximum DC Reverse Current at Rated DC Blocking Voltage per element	@TA = 25°C	10							uAmps
	@TA = 100°C	500							
I <sup>2</sup> t Rating for Fusing (t<8.3ms)	I <sup>2</sup> t	93							A <sup>2</sup> Sec
Typical Junction Capacitance ( Note1)	CJ	40							pF
Typical Thermal Resistance (Note 2)	RθJA	19							°C/W
Operating Temperature Range	TJ	-55 to + 150							°C
Storage Temperature Range	TSTG	-55 to + 150							°C

NOTES : 1. Measured at 1 MHz and applied reverse voltage of 4.0 volts  
2. Thermal Resistance from Junction to Ambient with units mounted on 3.0x3.0x0.11" (7,5x7.5x0.3cm) AL plate.

# RATING AND CHARACTERISTIC CURVES

( KBL005 THRU KBL10  
RS401 RS407 )

FIG. 1 - MAXIMUM NON-REPETITIVE FORWARD SURGE CURRENT

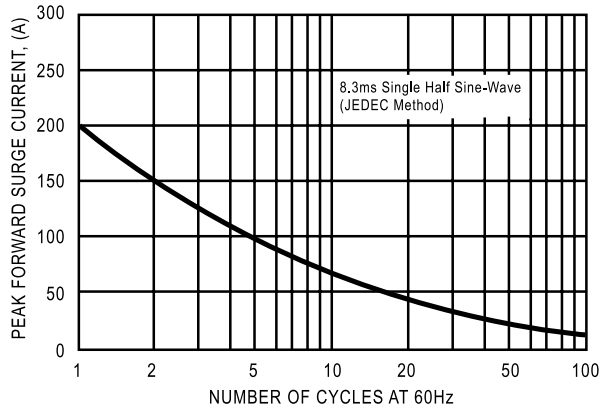


FIG. 2 - TYPICAL FORWARD CURRENT DERATING CURVE

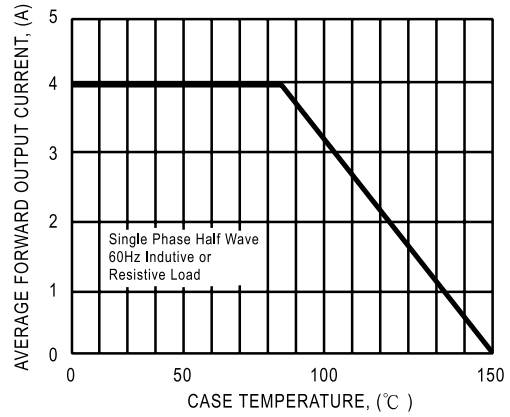


FIG. 3 - TYPICAL INSTANTANEOUS FORWARD CHARACTERISTICS

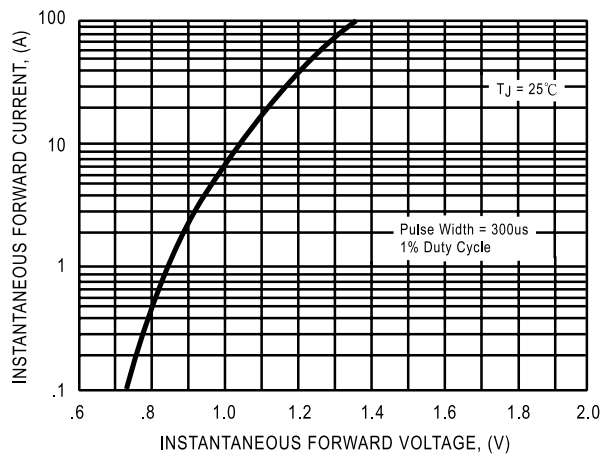
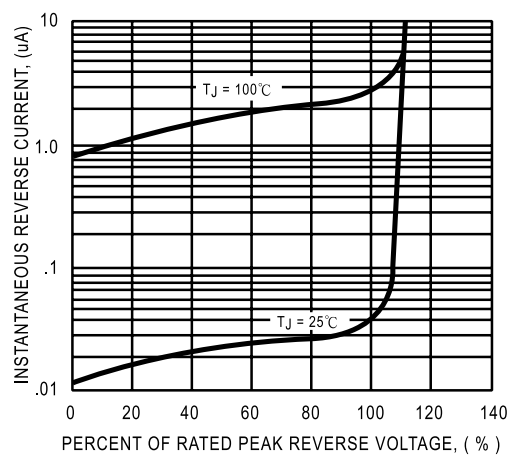


FIG. 4 - TYPICAL REVERSE CHARACTERISTICS



## X-ON Electronics

Largest Supplier of Electrical and Electronic Components

*Click to view similar products for [Bridge Rectifiers](#) category:*

*Click to view products by [DC Components](#) manufacturer:*

Other Similar products are found below :

[G3SBA60-E351](#) [GBJ1504-BP](#) [GBU10B-BP](#) [GBU15J-BP](#) [GBU15K-BP](#) [GBU4A-BP](#) [GBU4D-BP](#) [GBU6B-E3/45](#) [GSIB680-E3/45](#) [DB101-BP](#) [DF10SA-E345](#) [RMB2S](#) [RCG](#) [APT30DF100HJ](#) [APT60DF20HJ](#) [B2S-E3/80](#) [BU1506-E351](#) [BU15085S-E345](#) [BU1508-E3/45](#) [BU1510-E3/45](#) [RS404GL-BP](#) [RS405GL-BP](#) [G3SBA20-E3/51](#) [G5SBA20-E3/51](#) [G5SBA60-E3/51](#) [GBJ1502-BP](#) [GBL02-E351](#) [GBL10-E3/45](#) [GBU10J-BP](#) [GBU4J-BP](#) [GBU4K-BP](#) [GBU8B-E3/45](#) [GBU8D-BP](#) [GBU8J-BP](#) [GSIB1520-E3/45](#) [MB1510](#) [MB352W](#) [MB6M-G](#) [B2M-E345](#) [B40C7000A](#) [B500C7000A](#) [MP5010W-BP](#) [MP501W-BP](#) [MP502-BP](#) [BR1005-BP](#) [BR101-BP](#) [BU1006-E345](#) [BU12065S-E3/45](#) [BU1508-E3/51](#) [BU2006-E3/45](#) [BU2008-E345](#)