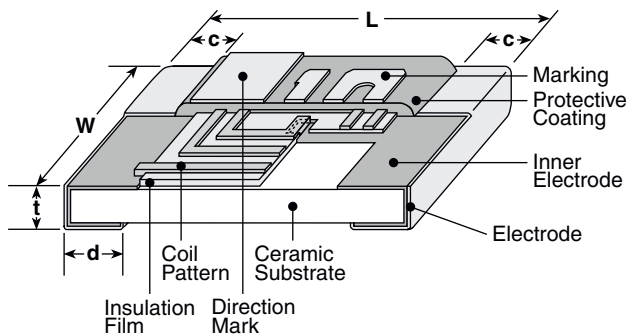




features

- Excellent for high frequency applications
- Low DC resistance and high Q
- Operating temperature: -40°C ~ +125°C
- Low tolerance ±2% available
- Small size allows for high density mounting (1E, 1J, 2A, 2B)
- Marking: Yellow marking on blue protective coating (1E, 1J, 2A, 2B)
- Products with lead-free terminations meet EU RoHS and China RoHS requirements
- AEC-Q200 Qualified

dimensions and construction



Type (Inch Size Code)	Dimensions inches (mm)				
	L	W	c	d	t
1E (0402)	.039±.004 (1.0±0.1)	.02±.002 (0.5±0.05)	.006±.004 (0.15±0.1)	.01±.004 (0.25±0.1)	.014±.002 (0.35±0.05)
1J (0603)	.063±.008 (1.6±0.2)	.031±.004 (0.8±0.1)	.012±.004 (0.3±0.1)	.012±.004 (0.3±0.1)	.02±.004 (0.5±0.1)
2A (0805)	.079±.008 (2.0±0.2)	.049±.008 (1.25±0.2)	.016±.008 (0.4±0.2)	.012±.004 (0.3±0.2)	.02±.004 (0.5±0.1)
2B (1206)	.126±.008 (3.2±0.2)	.063±.008 (1.6±0.2)	.02±.008 (0.5±0.2)	.016 ^{+0.008} _{-0.004} (0.4 ^{+0.2} _{-0.1})	.024±.004 (0.6±0.1)

Inductance Marking

Part 1J (nH)	Marking
1.0	L1
1.2	L2
1.5	L3
1.8	L4
2.2	22
2.7	27
3.3	33
3.9	39
4.7	47
5.6	56
6.8	68
8.2	82

Part 1J (nH)	Marking
10	10
12	12
15	15
18	H1
22	H2
27	H3
33	H4
39	H5
47	H6
56	H7
68	H8
82	H9

Part Marking	Value (nH) 2.2 - 8.2	Value (nH) 10 and higher
2A	Ex. = 2.2 = 2.2nH	Ex. = 15 = 15nH
2B	Ex. = 2N2 = 2.2nH	Ex. = 15N = 15nH

No marking on 1E (0402)

ordering information

New Part #	KL73	2A	T	TE	4N7	G
Type						
Size Code		1E: 0402 1J: 0603 2A: 0805 2B: 1206				
Termination Material			T: Sn			
Packaging				TP: 7" paper 2mm pitch (1E only - 10,000 pieces/reel) TE: 7" embossed plastic 4mm pitch (1J, 2A, 2B - 4,000 pieces/reel)		
Nominal Inductance					4N7: 4.7nH 47N: 47nH	
Tolerance						B: ±0.1nH C: ±0.2nH G: ±2% J: ±5%

For further information on packaging, please refer to Appendix A.

applications and ratings

Part Designation	Nominal Inductance (nH)	Inductance Tolerance	Quality Factor Minimum	Self Resonant Frequency Minimum (MHz)	DC Resistance Maximum (Ω)	Allowable DC Current Maximum (mA)	Measured Frequency (MHz)**				
KL731ETTPN56B	0.56	B: ± 0.1 nH	7	14000	0.10	700	500				
KL731ETTPN68B	0.68										
KL731ETTPN82B	0.82										
KL731ETTP1N0*	1.0	B: ± 0.1 nH C: ± 0.2 nH	10	12000	0.15	500	500				
KL731ETTP1N2*	1.2			10000	0.20						
KL731ETTP1N5*	1.5			8000	0.25						
KL731ETTP1N8*	1.8			6000	0.30						
KL731ETTP2N2*	2.2			5000	0.50						
KL731ETTP2N7*	2.7				600						
KL731ETTP3N3*	3.3			4000	1.00			600			
KL731ETTP3N9*	3.9							550			
KL731ETTP4N7*	4.7			3000	1.50			500			
KL731ETTP5N6*	5.6							450			
KL731ETTP6N8*	6.8	2500	2.00	350							
KL731ETTP8N2*	8.2			300							
KL731ETTP10N*	10	2000	3.00	250							
KL731ETTP12N*	12			200							
KL731ETTP15N*	15	7	1500	5.00	150	200					
KL731ETTP18N*	18										
KL731ETTP22N*	22										
KL731ETTP27N*	27	1000	1000	5.00	150	200					
KL731ETTP33N*	33										
KL731JTTE1N0*	1.0	C: ± 0.2 nH	10	13000	0.10	650	500				
KL731JTTE1N2*	1.2		15								
KL731JTTE1N5*	1.5		20					10000			
KL731JTTE1N8*	1.8							8000	0.15		
KL731JTTE2N2*	2.2							6000	0.25		
KL731JTTE2N7*	2.7							5000	0.50		
KL731JTTE3N3*	3.3		4000					350			
KL731JTTE3N9*	3.9		3000					2500	1.0	250	500
KL731JTTE4N7*	4.7										
KL731JTTE5N6*	5.6		25					2000	1.0	250	500
KL731JTTE6N8*	6.8										
KL731JTTE8N2*	8.2	10	1500	1.50	200	500					
KL731JTTE10N*	10										
KL731JTTE12N*	12	1000	1000	2.50	150	200					
KL731JTTE15N*	15										
KL731JTTE18N*	18	600	600	4.00	100	200					
KL731JTTE22N*	22										
KL731JTTE27N*	27	4.50	4.50	4.50	100	200					
KL731JTTE33N*	33										
KL731JTTE39N*	39	68	68	4.50	100	200					
KL731JTTE47N*	47										
KL731JTTE56N*	56	68	68	4.50	100	200					
KL731JTTE68N*	68										

* Add tolerance character (B, C, G, J)

** The operating temperature range of the coil (ambient temperature + self heating) must remain at +125°C or less

For complete environmental specifications, please refer to www.koaspeer.com

Specifications given herein may be changed at any time without prior notice. Please confirm technical specifications before you order and/or use.

12/01/14

applications and ratings (continued)

Part Designation	Nominal Inductance (nH)	Inductance Tolerance	Quality Factor Minimum	Self Resonant Frequency Minimum (MHz)	DC Resistance Maximum (Ω)	Allowable DC Current Maximum (mA)	Measured Frequency (MHz)**			
KL732ATTE1N0*	1.0	C: $\pm 0.2\text{nH}$	20	13000	0.25	900	500			
KL732ATTE1N2*	1.2			10000						
KL732ATTE1N5*	1.5			9000						
KL732ATTE1N8*	1.8		25	8000		0.50		800		
KL732ATTE2N2*	2.2			6000						
KL732ATTE2N7*	2.7			5000						
KL732ATTE3N3*	3.3			4500				700		
KL732ATTE3N9*	3.9			4000						
KL732ATTE4N7*	4.7			3000						
KL732ATTE5N6*	5.6			G: $\pm 2\%$ J: $\pm 5\%$				20	2500	1.00
KL732ATTE6N8*	6.8	2000								
KL732ATTE8N2*	8.2	1500								
KL732ATTE10N*	10	15	1000		1.50	250				
KL732ATTE12N*	12		800							
KL732ATTE15N*	15		10			700	4.00	150		
KL732ATTE18N*	18					600				
KL732ATTE22N*	22					C: $\pm 0.2\text{nH}$			9000	
KL732ATTE27N*	27		7000							
KL732ATTE33N*	33		6000							
KL732ATTE39N*	39	35	5000	0.50	900					
KL732ATTE47N*	47		4500							
KL732ATTE56N*	56		4000		800					
KL732ATTE68N*	68		3500							
KL732ATTE82N*	82		3000							
KL732ATTE100*	100		G: $\pm 2\%$ J: $\pm 5\%$		40		2500	1.00	500	
KL732BTTE2N2*	2.2						2000			
KL732BTTE2N7*	2.7	1500								
KL732BTTE3N3*	3.3	25		1000	2.00	400				
KL732BTTE3N9*	3.9			500						
KL732BTTE4N7*	4.7			15			400		200	
KL732BTTE5N6*	5.6					500				
KL732BTTE6N8*	6.8					400				
KL732BTTE8N2*	8.2			15		400				
KL732BTTE10*	100					400				

* Add tolerance character (B, C, G, J)

** The operating temperature range of the coil (ambient temperature + self heating) must remain at +125°C or less

For L-Frequency and Q-Frequency Characteristics, see Environmental Applications at www.koaspeer.com

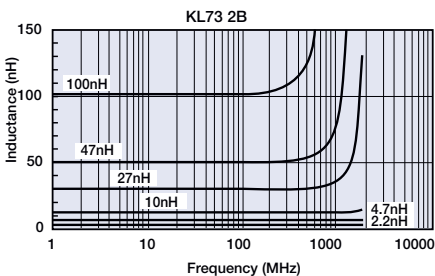
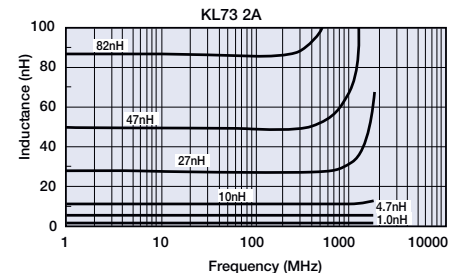
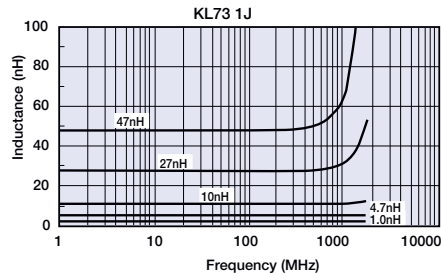
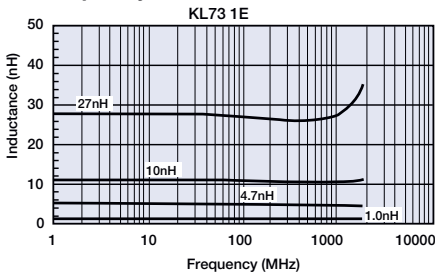
environmental applications

Performance Characteristics

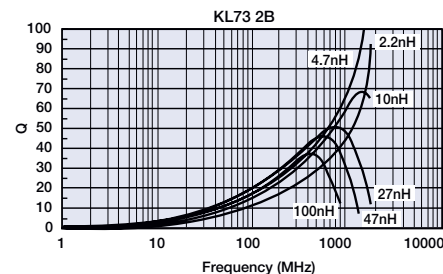
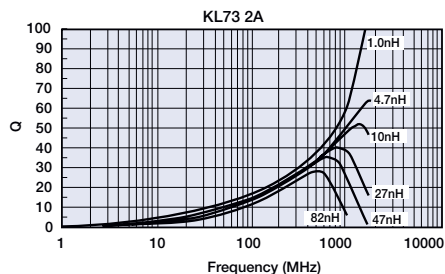
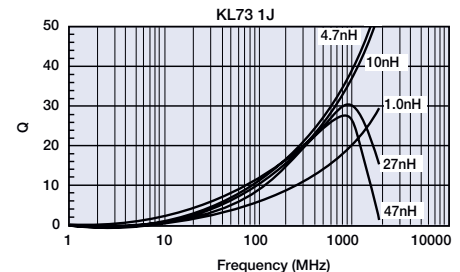
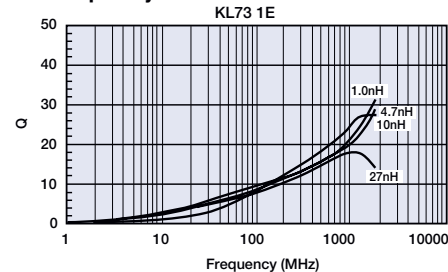
Parameter	Requirements Maximum Limit	Δ L/L Δ Q/Q Typical	Test Method
Resistance to Soldering Heat	Without distinct damage in appearance and construction Δ L/L: $\pm 2\%$, Δ Q/Q: $\pm 20\%$	Δ L/L: $\pm 0.5\%$ Δ Q/Q: $\pm 1.5\%$	260°C \pm 5°C, 10s \pm 1s
Rapid Change of Temperature	Without distinct damage in appearance and construction Δ L/L: $\pm 2\%$, Δ Q/Q: $\pm 20\%$	Δ L/L: $\pm 0.5\%$ Δ Q/Q: $\pm 1.6\%$	-40°C (30min.)/ +125°C (30min.) 100 cycles
Low Temperature Exposure	Without distinct damage in appearance and construction Δ L/L: $\pm 2\%$, Δ Q/Q: $\pm 20\%$	Δ L/L: $\pm 0.7\%$ Δ Q/Q: $\pm 1.2\%$	-40°C \pm 3°C, 1000h
High Temperature Exposure	Without distinct damage in appearance and construction Δ L/L: $\pm 2\%$, Δ Q/Q: $\pm 20\%$	Δ L/L: $\pm 0.4\%$ Δ Q/Q: $\pm 1.3\%$	125°C \pm 2°C, 1000h
Moisture Exposure	Without distinct damage in appearance and construction Insulation resistance: 50M Ω or more Δ L/L: $\pm 2\%$, Δ Q/Q: $\pm 20\%$	Δ L/L: $\pm 0.4\%$ Δ Q/Q: $\pm 1.4\%$	40°C \pm 2°C, 90%~95%RH, 1000h
Resistance to Solvent	Without distinct damage in appearance, construction and marking Δ L/L: $\pm 2\%$, Δ Q/Q: $\pm 20\%$	Δ L/L: $\pm 0.6\%$ Δ Q/Q: $\pm 1.2\%$	Immerse the inductors for 30s \pm 5s in the reagent (20°C ~ 25°C) of JIS K8839 (1995)

Frequency Characteristics Test equipment: HP4291B impedance analyzer (1E, 1J, 2A, 2B)

L - Frequency Characteristics



Q - Frequency Characteristics



Specifications given herein may be changed at any time without prior notice. Please confirm technical specifications before you order and/or use.

11/21/14

X-ON Electronics

Largest Supplier of Electrical and Electronic Components

Click to view similar products for [Fixed Inductors](#) category:

Click to view products by [KOA Speer](#) manufacturer:

Other Similar products are found below :

[MLZ1608M6R8WTD25](#) [MLZ1608N6R8LT000](#) [MLZ1608N3R3LTD25](#) [MLZ1608N3R3LT000](#) [MLZ1608N150LT000](#)
[MLZ1608M150WTD25](#) [MLZ1608M3R3WTD25](#) [MLZ1608M3R3WT000](#) [MLZ1608M150WT000](#) [MLZ1608A1R5WT000](#)
[MLZ1608N1R5LT000](#) [B82432C1333K000](#) [PCMB053T-1R0MS](#) [PCMB053T-1R5MS](#) [PCMB104T-1R5MS](#) [CR32NP-100KC](#) [CR32NP-151KC](#) [CR32NP-180KC](#) [CR32NP-181KC](#) [CR32NP-1R5MC](#) [CR32NP-390KC](#) [CR32NP-3R9MC](#) [CR32NP-680KC](#) [CR32NP-820KC](#)
[CR32NP-8R2MC](#) [CR43NP-390KC](#) [CR43NP-560KC](#) [CR43NP-680KC](#) [CR54NP-181KC](#) [CR54NP-470LC](#) [CR54NP-820KC](#) [CR54NP-8R5MC](#)
[MGDQ4-00004-P](#) [MGDU1-00016-P](#) [MHL1ECTTP18NJ](#) [MHL1JCTTD12NJ](#) [PE-51506NL](#) [PE-53601NL](#) [PE-53630NL](#) [PE-53824SNLT](#) [PE-62892NL](#) [PE-92100NL](#) [PG0434.801NLT](#) [PG0936.113NLT](#) [PM06-2N7](#) [PM06-39NJ](#) [HC2LP-R47-R](#) [HC2-R47-R](#) [HC3-2R2-R](#) [HC8-1R2-R](#)