



RoHS Compliant

Features

- Distributed constant type LC filter. Prevents ringing caused by circuit impedance.
- Stable noise attenuation over wide frequency range.
- Low profile (T=0.95mm max.) suitable for miniature electronic equipments.
- First class auto-placement

Applications

- PCs, Laser Printers, Cellular Phone, Clock Data Lines for LCD Display
- High Speed Video Signal Circuits and Interface Circuits
- High Speed Digital Circuits

How to Order

New P/N **KNF 21 100 C65 DA 3T**
① ② ③ ④ ⑤ ⑥

① Series

② Size

21	2012
-----------	------

③ Cut off Frequency

025	25MHz	200	200MHz
050	50MHz	400	400MHz
100	100MHz		

④ Capacitance

C17	17pF	C130	130pF
C33	33pF	C235	235pF
C65	65pF		

⑤ Application

DA	Digital Circuit in General
-----------	----------------------------

⑥ Packaging

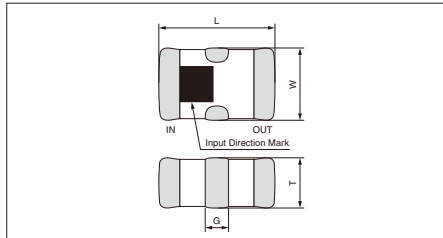
3T	T&R: 3000 pcs. (Std.)
-----------	-----------------------

Specifications

Part Number	Cut off Frequency	Capacitance (+50/-20%)	Attenuation (Typical)	Rated Current	Rated Voltage
New: KNF21025C235DA Old: KNF21025	25MHz	235pF	200 to 600MHz (@20dB)	150mA	25VDC
New: KNF21050C130DA Old: KNF21050	50MHz	130pF	350 to 850MHz (@20dB)	150mA	25VDC
New: KNF21100C65DA Old: KNF21100	100MHz	65pF	450 to 950MHz (@20dB)	150mA	25VDC
New: KNF21200C33DA Old: KNF21200	200MHz	33pF	700 to 1200MHz (@20dB)	150mA	25VDC
New: KNF21400C17DA Old: KNF21400	400MHz	17pF	900 to 1400MHz (@20dB)	150mA	25VDC

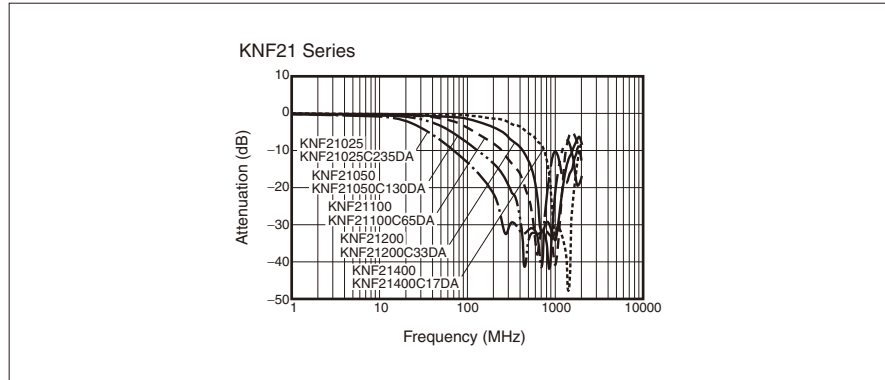
Dimensions

(Unit: mm)



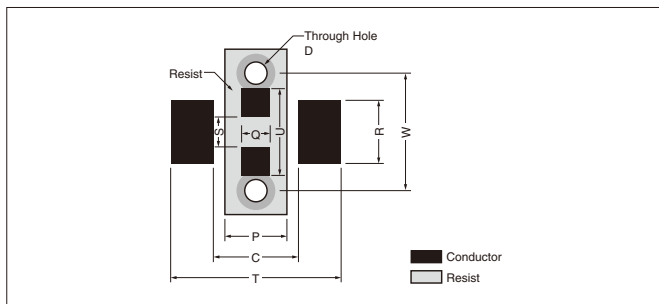
CODE	Dimensions
L	2.00±0.20
W	1.25±0.20
T	0.80±0.15
G	0.40±0.30

Attenuation Characteristics



Recommended Land Pattern

(Unit: mm)

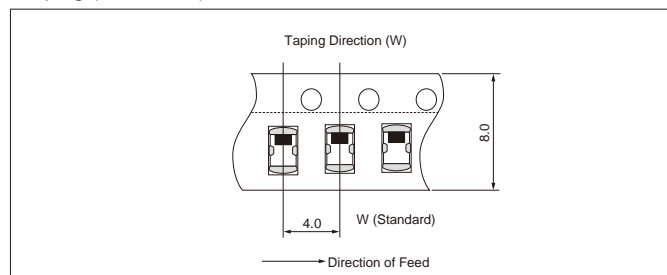


CODE	T	W	R	C	P	Q	S	D	U
Dimensions	3.20	2.30	1.00	1.20	0.80	0.40	0.60	0.3 to 0.4	2.00

Packaging Specification

- Taping (3,000/ reel)

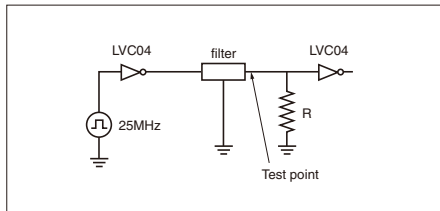
(Unit: mm)



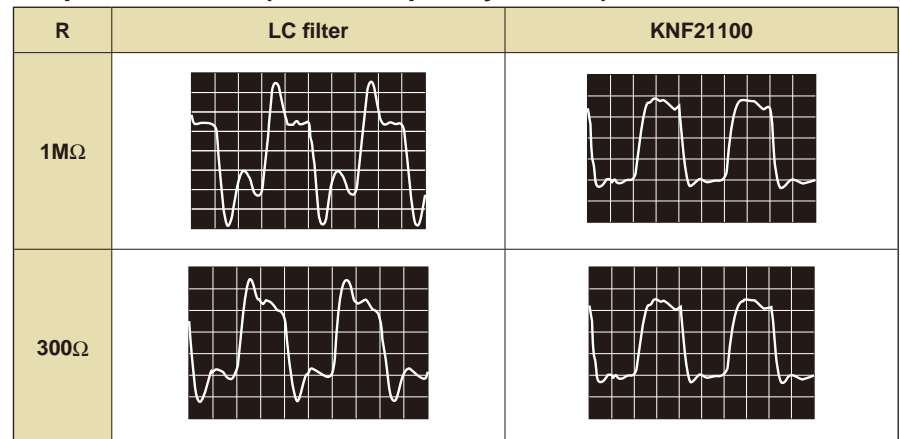
<Impedance Matching Free>

- Stable attenuation against impedance change
- Good impedance matching without ringing or distortion even at the time of IC ON/ OFF and pattern layout change

Test circuit



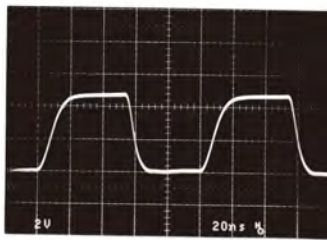
Output Waveform (Clock frequency 25MHz)



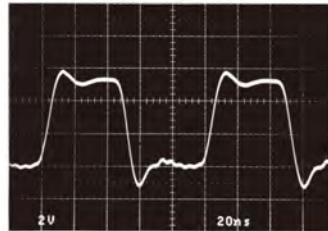
<No Ringing>

Excellent Impedance Matching

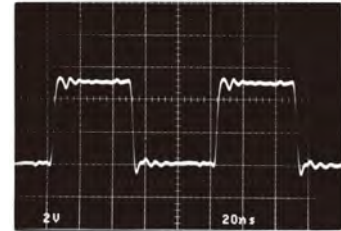
KNF series
Output waveform



LC filter
Output waveform

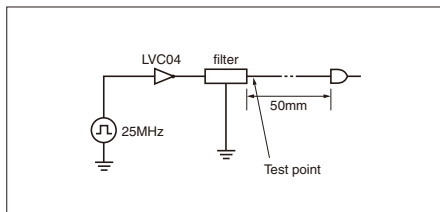


No filter
Output waveform



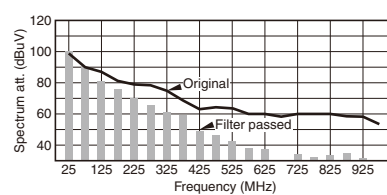
- Wide attenuation up to high frequency range without distortion

Test Circuit

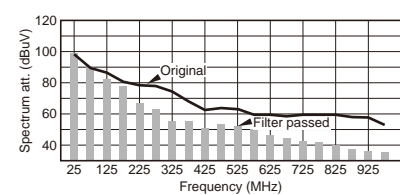


Wide Attenuation Bandwidth

KNF21100



LC Filter (T-Type)



X-ON Electronics

Largest Supplier of Electrical and Electronic Components

Click to view similar products for [EMI Network Filter](#) category:

Click to view products by [Kyocera](#) manufacturer:

Other Similar products are found below :

[NFL18ST507H1A3D](#) [SBSGC0500224MXB](#) [SBSP0250104MXT](#) [SBSP0250154MXT](#) [SBSP0500473MXT](#) [SBSP1000102MXT](#)
[SBSP1000153MXB](#) [SBSP1000153MXT](#) [SBSP1000220MCT](#) [SBSP1000222MXT](#) [SBSP1000332MXT](#) [SBSP1000470MCT](#)
[SBSP1000471MCT](#) [SBSP1000472MXT](#) [SNZF220DFT1G](#) [SBSP0250154MXB](#) [SBSP0500473MXB](#) [SBSP0500683MXT](#)
[SBSP1000101MCT](#) [SBSP1000103MXT](#) [SBSP1000220MCB](#) [SBSP1000221MCT](#) [PSM1402Z10T0](#) [SBSMP0500474MXT](#)
[SBSMP5000473MXB](#) [SSM1-402Z-10B](#) [CM6400A](#) [74273002](#) [BNX026H01L](#) [BNX029-01L](#) [NFE31PT220R1E9L](#) [NFE61HT681D2A9L](#)
[NFE61PT681B1H9L](#) [NFL18SP207X1A3D](#) [NFL18SP507X1A3D](#) [NFL18ST506H1A3D](#) [NFL21SP307X1C3D](#) [NFL21SP506X1C3D](#)
[NFL21SP706X1C3D](#) [NFW31SP207X1E4L](#) [BNX027H01L](#) [BNX028-01L](#) [NFE61HT101Z2A9L](#) [NFE61HT181C2A9L](#) [NFE61HT361C2A9L](#)
[NFL18ST307X1C3D](#) [NFL18ST706H1A3D](#) [NFL21SP107X1C3D](#) [NFL21SP507X1C3D](#) [4420P-601-270/500L](#)