

KW2-561AGA

DATA SHEET

QC:

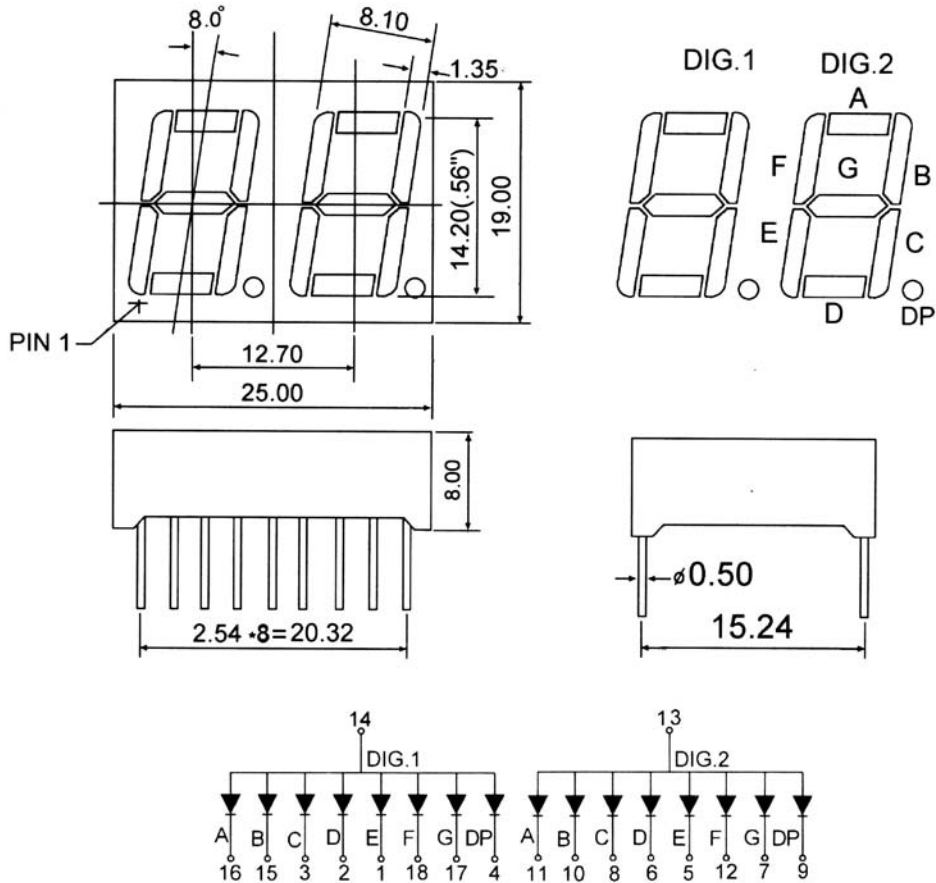
ENG:

Prepared By:

Features

- ◆ 0.56" Dual Digit Green Display
- ◆ Common Anode
- ◆ Gray Face, White Segment

Package Dimension:



| Part NO. | Material | Face Color | Source Color |
|------------|----------|------------|--------------|
| KW2-561AGA | GaP | Gray | Green |

Notes:

1. All dimensions are in millimeters (inches).
2. Tolerance is $\pm 0.25(.010)$ mm unless otherwise noted.
3. Protruded resin under flange is 1.0mm(.04") max.
4. Lead spacing is measured where the leads emerge from the package.
5. Specifications are subject to change without notice.

Absolute Maximum Ratings at Ta=25°C

| Parameter | MAX. | Unit |
|--|---------------------|-------|
| Power Dissipation | 100 | mW |
| Peak Forward Current (1/10 Duty Cycle, 0.1ms Pulse Width) | 100 | mA |
| Continuous Forward Current | 50 | mA |
| Derating Linear From 50°C | 0.4 | mA/°C |
| Reverse Voltage | 5 | V |
| Operating Temperature Range | -40°C to +80°C | |
| Storage Temperature Range | -40°C to +80°C | |
| Lead Soldering Temperature [4mm(.157") From Body] | 260°C for 5 Seconds | |

Electrical Optical Characteristics at Ta=25°C

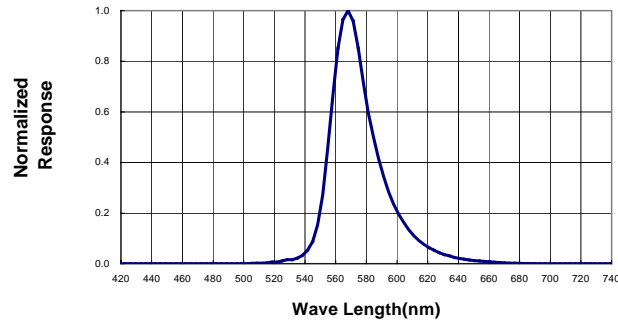
| Parameter | Symbol | Min. | Typ. | Max. | Unit | Test Condition |
|--------------------------|--------------------|------|------|------|------|-------------------------------|
| Luminous Intensity | I _v | 600 | 1300 | --- | μcd | I _F =20mA (Note 1) |
| Viewing Angle | 2 θ _{1/2} | --- | --- | ---- | Deg | (Note 2) |
| Peak Emission Wavelength | λ _p | 563 | 568 | 573 | nm | I _F =20mA (Note 3) |
| Spectral Line Half-Width | Δλ | 24 | 29 | 34 | nm | I _F =20mA |
| Forward Voltage | V _F | 1.7 | 2.2 | 2.8 | V | I _F =20mA |
| Reverse Current | I _R | --- | --- | 100 | μA | V _R =5V |

Note:

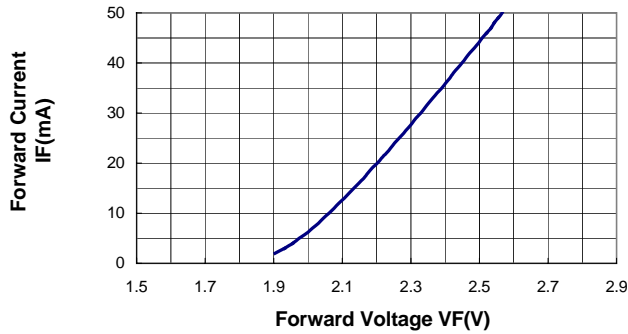
1. Luminous intensity is measured with a light sensor and filter combination that approximates the CIE eye-response curve.
2. θ_{1/2} is the off-axis angle at which the luminous intensity is half the axial luminous intensity.
3. The dominant wavelength (λ_d) is derived from the CIE chromaticity diagram and represents the single wavelength which defines the color of the device.

Typical Electrical / Optical Characteristics Curves
(25°C Ambient Temperature Unless Otherwise Noted)

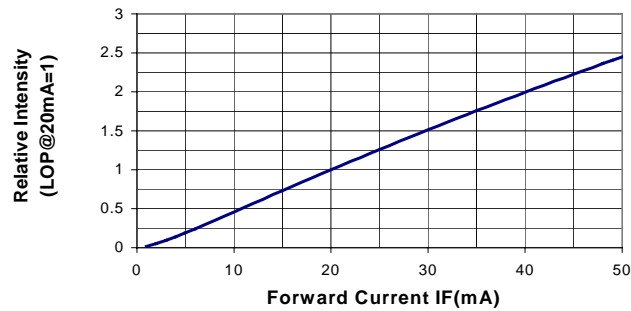
Spectral Radiance (Peak @ 568nm)



Forward Current vs Forward Voltage



Relative Luminous Intensity vs Forward Current



X-ON Electronics

Largest Supplier of Electrical and Electronic Components

Click to view similar products for [LED Displays & Accessories](#) category:

Click to view products by [Lucky Light](#) manufacturer:

Other Similar products are found below :

[LTC-2721WC](#) [LTC-4624JD](#) [LTC-4627G](#) [LTC-4627WC](#) [LTD-5021AWC](#) [LTM-8522G](#) [LTP-4323P](#) [LTP-747G](#) [LTS-3361JG-06](#)
[F416SYGWA/S530-E3](#) [EADST040RA2](#) [1668](#) [HT-F196NB-5323](#) [IPD2131-27](#) [SA03-12EWA](#) [LDD-E2802RD](#) [LDD-E306MI](#) [LDQ-N514RI](#)
[LDS-A3506RD](#) [LDS-A3926RI](#) [LDT-M516RI](#) [SC03-12HDB](#) [SI-B9T151550WW](#) [SI-B9V171550WW](#) [SLC-3PF-WL](#) [1624](#) [LTC-2621JD](#)
[LTC-2623WC](#) [LTC-4624P](#) [LTC-4627JD](#) [LTD-2601E](#) [LTD-322G](#) [LTD-482PC](#) [LTP-1457AKR](#) [LTP-3784G-01](#) [LTS-313AP](#) [LTS-4812SKR-](#)
[P](#) [LTS-547AE](#) [LTS-6780P](#) [446010401-3](#) [HV-7W30-6829](#) [CA12240_MINNIE-WWW-MTG-ASSY](#) [DA43-11GWA](#) [LDD-A516RI-17](#) [LDD-](#)
[E305RI](#) [LDQ-M513RI](#) [LDQ-M5204RI-SI](#) [LDQ-N3402RI](#) [LDQ-N3606RI](#) [LDS-A3924RI-SI](#)