


**Power PCB Relay RZ**

- 1 pole 12/16 A, 1 form C (CO) or 1 form A (NO) contact
- DC coil 400 mW
- 5kV/10mm coil-contact, reinforced insulation
- Ambient temperature 85°C
- Product in accordance to IEC 60335-1



Typical applications  
Household appliances, boiler control, timers, garage door control, POS automation



F0305-A

**Approvals**

VDE Cert. No. 40023970, UL E214025, CQC 12002066685  
Technical data of approved types on request

Contact Data	12A	16A
Contact arrangement	1 form C (CO) or 1 form A (NO)	
Rated voltage	250VAC	
Max. switching voltage	400VAC	
Rated current	12A	16A
Limiting making current (form A contact)		
max. 4s, duty factor 10%	30A	
max. 20ms (incandescent lamp); AgSnO <sub>2</sub>	80A	
Breaking capacity max.	3000VA	4000VA
Contact material	AgNi 90/10 or AgSnO <sub>2</sub>	
Frequency of operation, with/without load	360/72000h <sup>-1</sup>	
Operate/release time max.	8/6ms	
Bounce time max., form A/form B	4/10ms	

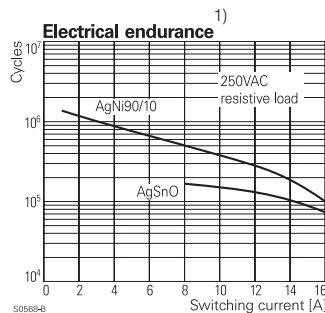
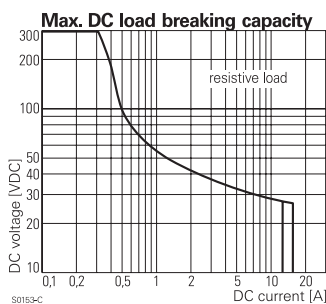
**Contact ratings for standard version**

Type	Contact	Load	Cycles
<b>IEC 61810</b>			
RZ03-1A4	A (NO)	16A, 250VAC, 85°C	50x10 <sup>3</sup>
RZ03-1C4	C (CO)	16A, 250VAC, 85°C	10x10 <sup>3</sup>
RZ01-1A3	A (NO)	12A, 250VAC, 85°C	100x10 <sup>3</sup>
RZ01-1A4	A (NO)	12A, 250VAC, 85°C	50x10 <sup>3</sup>
RZ01-1C4	C (CO)	12A, 250VAC, 85°C	30x10 <sup>3</sup>
RZ01/3-1A4	A (NO)	10A, 250VAC, 85°C	150x10 <sup>3</sup>
RZ0H-1A4	A (NO)	12A, 250VAC, 85°C	150x10 <sup>3</sup>
RZ0H-1A4	A (NO)	16A, 250VAC, 85°C	50x10 <sup>3</sup>
RZ0H-1A4	A (NO)	18A, 250VAC, 85°C	30x10 <sup>3</sup>
<b>UL 508</b>			
RZ03-1A.	A (NO)	16A, 250VAC, 85°C	50x10 <sup>3</sup>
RZ03-1A4	A (NO)	12A, 250VAC, 85°C	150x10 <sup>3</sup>
RZ01-1A3	A (NO)	12A, 250VAC, 85°C	50x10 <sup>3</sup>
RZ03-1.4	A (NO)	B300, R300, 85°C	6x10 <sup>3</sup>
RZ03-1.4	A (NO)	12A, 250VAC, 85°C	100x10 <sup>3</sup>
RZ03-1.4	A (NO)	1/2hp, 125VAC, 85°C	6x10 <sup>3</sup>
RZ03-1A.	A (NO)	1hp, 277VAC, 85°C	30x10 <sup>3</sup>

**Contact ratings for RZ reinforced flux proof version**

Type	Contact	Load	Cycles
<b>IEC 61810</b>			
RZ03-1C3-D...-R	A (NO)	16A, 250VAC, 85°C	30x10 <sup>3</sup>
RZ03-1C3-D...-R	C (CO)	16A, 250VAC, 85°C	6x10 <sup>3</sup>
RZ01-1C3-D...-R	A (NO)	12A, 250VAC, 85°C	30x10 <sup>3</sup>
RZ01-1C3-D...-R	C (CO)	12A, 250VAC, 85°C	6x10 <sup>3</sup>
RZ03-1C4-D...-R	A (NO)	16A, 250VAC, 85°C	30x10 <sup>3</sup>
RZ03-1C4-D...-R	C (CO)	16A, 250VAC, 85°C	6x10 <sup>3</sup>
RZ02/3-1C4-D...-R	A (NO)	12A, 250VAC, 85°C	50x10 <sup>3</sup>
RZ02/3-1C4-D...-R	C (CO)	16A, 250VAC, 85°C	20x10 <sup>3</sup>
<b>UL 508</b>			
RZ03-1C3-D...-R	A (NO)	16A, 277VAC, 85°C	30x10 <sup>3</sup>
RZ03-1C3-D...-R	C (CO)	16A, 277VAC, 85°C	6x10 <sup>3</sup>
RZ01-1C3-D...-R	A (NO)	12A, 277VAC, 85°C	30x10 <sup>3</sup>
RZ01-1C3-D...-R	C (CO)	12A, 277VAC, 85°C	6x10 <sup>3</sup>
RZ03-1C4-D...-R	A (NO)	16A, 277VAC, 85°C	30x10 <sup>3</sup>
RZ03-1C4-D...-R	C (CO)	16A, 277VAC, 85°C	6x10 <sup>3</sup>
RZ02/3-1C4-D...-R	A (NO)	12A, 277VAC, 85°C	50x10 <sup>3</sup>
RZ02/3-1C4-D...-R	C (CO)	12A, 277VAC, 85°C	20x10 <sup>3</sup>

Mechanical endurance >10x10<sup>6</sup> operations



1) valid for standard version

**Power PCB Relay RZ (Continued)**

**Coil Data**

Coil voltage range	3 to 48VDC
Operative range, IEC 61810	2
Coil insulation system according UL1446	class F

**Coil versions, DC coil**

Coil code	Rated voltage VDC	Operate voltage VDC	Release voltage VDC	Coil resistance $\Omega \pm 10\%$	Rated coil power mW
D003	3	2.1	0.3	22	410
D005	5	3.5	0.5	60	420
D006	6	4.2	0.6	90	400
D009	9	6.3	0.9	200	400
D012	12	8.4	1.2	360	400
D015	15	10.5	1.5	562	410
D024	24	16.8	2.4	1440	400
D048	48	33.6	4.8	5730	400

All figures are given for coil without pre-energization, at ambient temperature +23°C. Other coil voltages on request.

**Insulation Data**

Initial dielectric strength	
between open contacts	1000V <sub>rms</sub>
between contact and coil	5000V <sub>rms</sub>
Clearance/creepage	
between contact and coil	$\geq 10/10\text{mm}$
Material group of insulation parts	IIIa
Tracking index of relay base	PTI250V

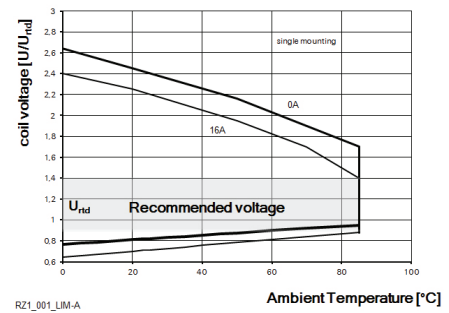
**Other Data**

Material compliance: EU RoHS/ELV, China RoHS, REACH, Halogen content refer to the Product Compliance Support Center at [www.te.com/customer-support/rohssupportcenter](http://www.te.com/customer-support/rohssupportcenter)

Resistance to heat and fire	standard cover version	according EN 60335-1, par.30
Ambient temperature	standard version	-40 to 85°C
Category of environmental protection	IEC 61810	RTII - flux proof
Vibration resistance (functional), 30 to 100Hz	closing form A contact	>15g
	opening form A contact	>20g
	opening form B contact	>5g
Shock resistance (destructive)		100g
Terminal type		PCB-THT
Mounting distance	standard version	$\geq 0\text{mm}$
Weight		10g
Resistance to soldering heat THT	IEC 60068-2-20	270°C/10s <sup>2)</sup>
Packaging/unit		tube/20 pcs., box/500 pcs.

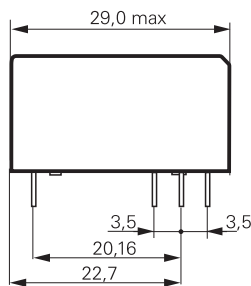
2) The use of foaming flux is not permitted.

**Coil operating range RZ 1pol DC-coil**



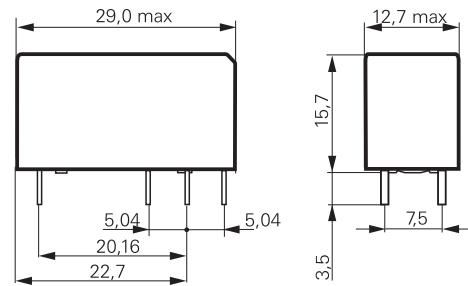
**Dimensions**

12A, pinning 3.5mm



S0557-AB

12A, 16A, pinning 5mm



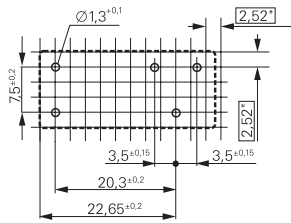
S0557-AA

**Power PCB Relay RZ** (Continued)

**PCB layout / terminal assignment**

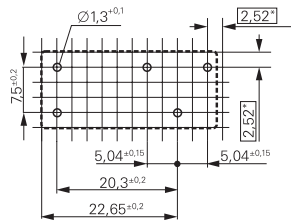
Bottom view on solder pins

12A, pinning 3.5mm



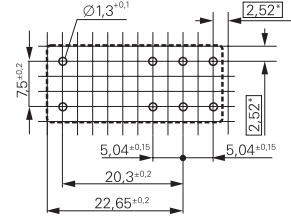
S0418-CB

12A, pinning 5mm



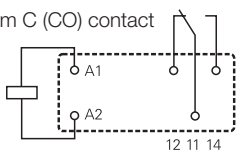
S0418-CN

16A, pinning 5mm



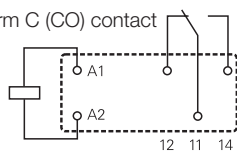
S0418-CA

1 form C (CO) contact



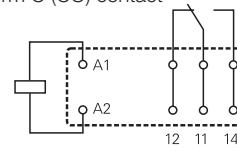
S0163-BG

1 form C (CO) contact



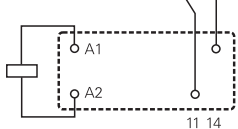
S0163-BC

1 form C (CO) contact



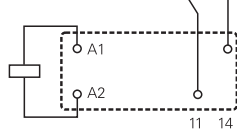
S0163-BE

1 form A (NO) contact



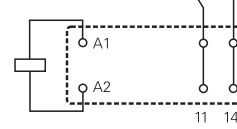
S0163-BH

1 form A (NO) contact



S0163-BD

1 form A (NO) contact



S0163-BF

Recommended pcb hole for manual mounting:  
Ø1.3mm

For automated mounting please ask for  
detailed drawing.

**Product code structure**

Typical product code **RZ 0 3 -1C 4 -D012**

<b>Type</b>	<b>RZ</b> Power PCB Relay RZ	
<b>Version</b>	<b>0</b> standard version	
<b>Version</b>	<b>1</b> 3.5mm pinning, 12 A	<b>3</b> 5mm double pinning, 16 A
	<b>2</b> 5mm pinning, 12 A	<b>H</b> High Performance 5mm double pinning, 16 A
<b>Contact configuration</b>	<b>1A</b> 1 form A (1 NO) contact	<b>1C</b> 1 form C (1 CO) contact
<b>Contact material</b>	<b>4</b> AgNi 90/10	<b>3</b> AgSnO <sub>2</sub>
<b>Coil version</b>	Coil code: please refer to coil versions table	
<b>Cover version</b>	<b>blank</b> standard (orange)	<b>R</b> reinforced flux proof (epoxy)

**Power PCB Relay RZ** (Continued)

Product code	Version	Contacts	Contact material	Coil	Part number
RZ01-1A3-D005	12A	1 form A (NO)	AgSnO <sub>2</sub>	5VDC	3-1415899-7
RZ01-1A3-D006	pinning 3.5mm			6VDC	3-1415899-8
RZ01-1A3-D012				12VDC	3-1415899-9
RZ01-1A3-D024				24VDC	4-1415899-0
RZ01-1A3-D048				48VDC	4-1415899-1
RZ01-1A4-D005			AgNi 90/10	5VDC	1415899-1
RZ01-1A4-D006				6VDC	1415899-2
RZ01-1A4-D009				9VDC	1415899-3
RZ01-1A4-D012				12VDC	1415899-4
RZ01-1A4-D024				24VDC	1415899-5
RZ01-1A4-D048				48VDC	1415899-6
RZ01-1C3-D005		1 form C (CO)	AgSnO <sub>2</sub>	5VDC	4-1415899-2
RZ01-1C3-D006				6VDC	4-1415899-3
RZ01-1C3-D012				12VDC	4-1415899-4
RZ01-1C3-D024				24VDC	4-1415899-5
RZ01-1C3-D048				48VDC	4-1415899-6
RZ01-1C4-D005			AgNi 90/10	5VDC	1415899-7
RZ01-1C4-D006				6VDC	1415899-8
RZ01-1C4-D009				9VDC	1415899-9
RZ01-1C4-D012				12VDC	1-1415899-0
RZ01-1C4-D024				24VDC	1-1415899-1
RZ01-1C4-D048				48VDC	1-1415899-2
RZ03-1A3-D005	16A	1 form A (NO)	AgSnO <sub>2</sub>	5VDC	4-1415899-7
RZ03-1A3-D006	pinning 5mm			6VDC	4-1415899-8
RZ03-1A3-D012				12VDC	4-1415899-9
RZ03-1A3-D024				24VDC	5-1415899-0
RZ03-1A3-D048				48VDC	5-1415899-1
RZ03-1A4-D005			AgNi 90/10	5VDC	1-1415899-3
RZ03-1A4-D006				6VDC	1-1415899-4
RZ03-1A4-D009				9VDC	1-1415899-5
RZ03-1A4-D012				12VDC	1-1415899-6
RZ03-1A4-D024				24VDC	1-1415899-7
RZ03-1A4-D048				48VDC	1-1415899-8
RZ03-1C3-D005		1 form C (CO)	AgSnO <sub>2</sub>	5VDC	5-1415899-2
RZ03-1C3-D006				6VDC	5-1415899-3
RZ03-1C3-D012				12VDC	5-1415899-4
RZ03-1C3-D024				24VDC	5-1415899-5
RZ03-1C3-D048				48VDC	5-1415899-6
RZ03-1C4-D005			AgNi 90/10	5VDC	1-1415899-9
RZ03-1C4-D006				6VDC	2-1415899-0
RZ03-1C4-D009				9VDC	2-1415899-1
RZ03-1C4-D012				12VDC	2-1415899-2
RZ03-1C4-D015				15VDC	8-1415899-2
RZ03-1C4-D024				24VDC	2-1415899-3
RZ03-1C4-D048				48VDC	2-1415899-4
RZ03-1C4-D012-R	16A, pinning 5mm	1 form C (CO)	AgNi 90/10	12VDC	7-1415899-7
RZ03-1C4-D024-R	reinforced flux proof			24VDC	7-1415899-9
RZ0H-1A4-D012	6A, pinning 5mm, High Performance	1 form A (NO)	AgNi 90/10	12VDC	9-1415899-4
RZ03-1C3-D012-R	16A, pinning 5mm, reinforced flux proof	1 form C (CO)	AgSnO <sub>2</sub>	12VDC	tbd
RZ01-1C3-D012-R	12A, pinning 3.5mm, reinforced flux proof				tbd

This list represents the most common types and does not show all variants covered by this datasheet.  
Other types on request

## X-ON Electronics

Largest Supplier of Electrical and Electronic Components

*Click to view similar products for [General Purpose Relays](#) category:*

*Click to view products by [TE Connectivity](#) manufacturer:*

Other Similar products are found below :

[APF30318](#) [JVN1AF-4.5V-F](#) [PCN-105D3MHZ](#) [5JO-10000S-SIL](#) [5JO-1000CD-SIL](#) [5JO-400CD-SIL](#) [LY2S-AC220/240](#) [LYQ20DC12](#)  
[6031007G](#) [6131406HQ](#) [6-1393099-3](#) [6-1393099-8](#) [6-1393122-4](#) [6-1393123-2](#) [6-1393767-1](#) [6-1393843-7](#) [6-1415012-1](#) [6-1419102-2](#) [6-1423698-4](#) [6-1608051-6](#) [6-1608067-0](#) [6-1616170-6](#) [6-1616248-2](#) [6-1616282-3](#) [6-1616348-2](#) [6-1616350-1](#) [6-1616350-8](#) [6-1616358-7](#) [6-1616359-9](#) [6-1616360-9](#) [6-1616931-6](#) [6-1617039-1](#) [6-1617052-1](#) [6-1617090-2](#) [6-1617090-5](#) [6-1617347-5](#) [6-1617353-3](#) [6-1617801-8](#) [6-1617802-2](#) [6-1618107-9](#) [6-1618248-4](#) [M83536/1-027M](#) [CX-4014](#) [MAHC-5494](#) [MAVCD-5419-6](#) [703XCX-120A](#) [7-1393100-5](#) [7-1393111-7](#)  
[7-1393144-5](#) [7-1393767-8](#)