

# S3M RELAY SHORI

## ◆ Features

- High sensitivity in small package.
- Nominal power 0.6w and 0.8w.
- 20A/14VDC switching capacity.
- SPNO, SPDT and Plastic sealed & Flow solder type are available.



## ◆ Coil Data [at 20°C]

- Standard Type

Rated voltage (V)	Coil Resistance $\pm 10\%$ ( $\Omega$ )	Rated Current $\pm 10\%$ (mA)	Pick up Voltage (Max)	Drop out Voltage (Min)	Max continuous Voltage	Power consumption At rated Voltage
3	15	200	60% of rated voltage	8% of rated voltage	130% Max of Rated voltage	Approx.0.6W
5	10.6	120				
6	60	100				
9	135	66.7				
12	240	50				
24	960	25				

- High sensitivity Type

Rated voltage (V)	Coil Resistance $\pm 10\%$ ( $\Omega$ )	Rated Current $\pm 10\%$ (mA)	Pick up Voltage (Max)	Drop out Voltage (Min)	Max continuous Voltage	Power consumption At rated Voltage
3	11	267	60% of rated voltage	8% of rated voltage	130% Max of Rated voltage	Approx.0.8W
5	31	160				
6	45	133				
9	100	90				
12	180	66.7				
24	727	33				

## ◆ Contact Rating

Resistive load	20A 14VDC
----------------	-----------

## ◆ Type List

Terminal style	Contact form	Designation(provided with)	
		Sealed type	Sealed type washable
PCB terminal	1A (SPNO)	S3M-12-1A	S3M-12-1AS
	1C(SPDT)	S3M-12-1C	S3M-12-1CS

# S3M RELAY SHORI

## ◆ Ordering information

S3M – 12 1A S  
1 2 3 4

1. S3M -- Basic series designation

2. 12 -- Coil Voltage (3V~24V)

Blank -- Sealed type

3.1A -- Form A, normally open (SPNO)

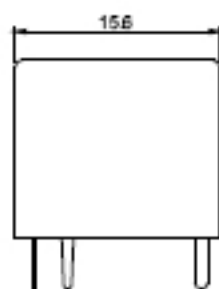
1C -- Form C, Double-throw(SPDT)

4. S -- Sealed type washable

## ◆ Specification

Contact material	Silver Alloy	
Contact resistance	100 mΩ Max	
Operate time	10 ms Max	
Release time	5 ms Max	
Insulation resistance	100 mΩ Min. (DC 500V)	
Dielectric strength	Between open contact	: AC 500V ,50/60Hz 1 min.
	Between contact and coil	: AC 500V, 50/60Hz 1 min.
Vibration resistance	Operating extremes	10~50Hz, amplitude 1.5 mm
	Damage limits	10~50Hz, amplitude 1.5 mm
Shock resistance	Operating extremes	10G
	Damage limits	100G
Life expectancy	Mechanical	10,000,000 operations (frequency 18,000 operations/hr)
	Electrical	100,000 operations (frequency 1,200 operations/hr)
Operating ambient temperature	-30~+55℃(no freezing)	
Weight	Approx 7g	

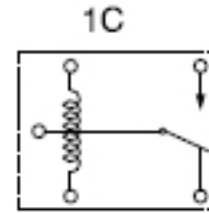
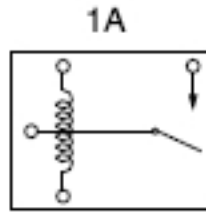
## ◆ Outline dimensions



# S3M RELAY SHORI

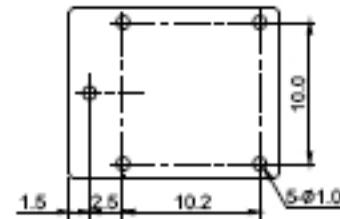
## ◆ Wiring Diagram

BOTTOM VIEW



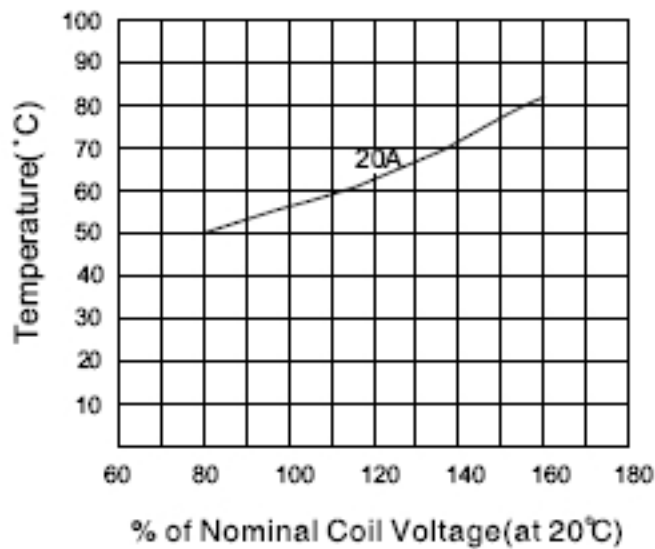
## ◆ PC BOARD LAYOUT

BOTTOM VIEW

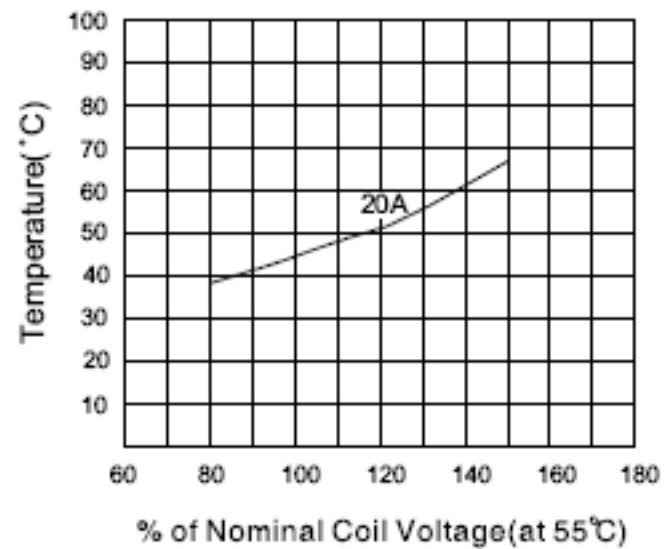


## ◆ Engineering Data

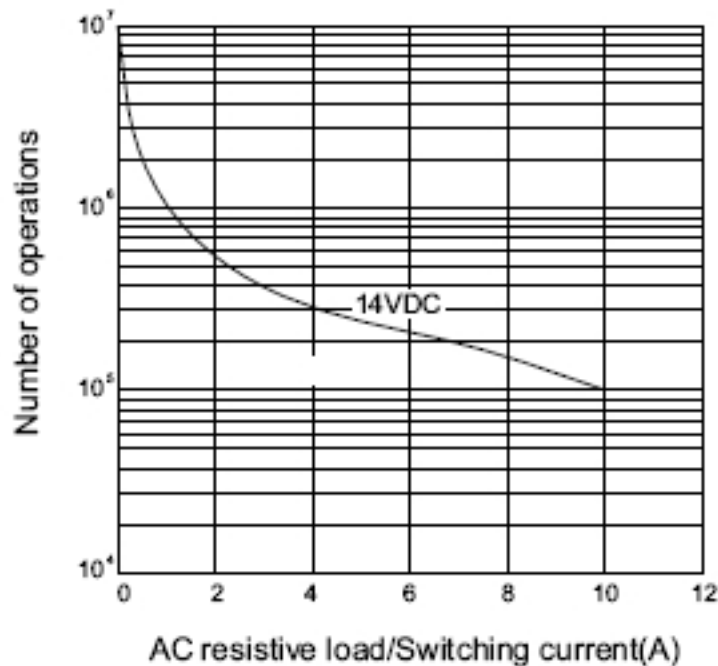
Coil temperature rise



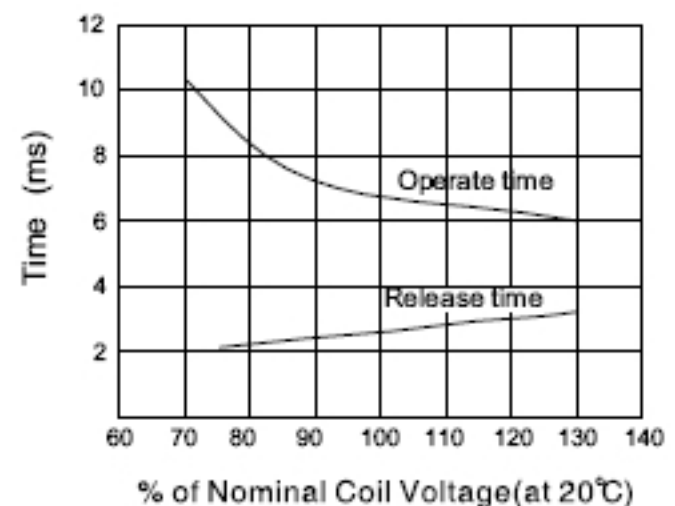
Coil temperature rise



Life expectancy



Operate time/Release time



## X-ON Electronics

Largest Supplier of Electrical and Electronic Components

*Click to view similar products for [General Purpose Relays](#) category:*

*Click to view products by [Shori](#) manufacturer:*

Other Similar products are found below :

[APF30318](#) [JVN1AF-4.5V-F](#) [PCN-105D3MHZ](#) [5JO-10000S-SIL](#) [5JO-1000CD-SIL](#) [5JO-400CD-SIL](#) [LY2S-AC220/240](#) [LYQ20DC12](#)  
[6031007G](#) [6131406HQ](#) [6-1393099-3](#) [6-1393099-8](#) [6-1393122-4](#) [6-1393123-2](#) [6-1393767-1](#) [6-1393843-7](#) [6-1415012-1](#) [6-1419102-2](#) [6-](#)  
[1423698-4](#) [6-1608051-6](#) [6-1608067-0](#) [6-1616170-6](#) [6-1616248-2](#) [6-1616282-3](#) [6-1616348-2](#) [6-1616350-1](#) [6-1616350-8](#) [6-1616358-7](#) [6-](#)  
[1616359-9](#) [6-1616360-9](#) [6-1616931-6](#) [6-1617039-1](#) [6-1617052-1](#) [6-1617090-2](#) [6-1617090-5](#) [6-1617347-5](#) [6-1617353-3](#) [6-1617801-8](#) [6-](#)  
[1617802-2](#) [6-1618107-9](#) [6-1618248-4](#) [M83536/1-027M](#) [CX-4014](#) [MAHC-5494](#) [MAVCD-5419-6](#) [703XCX-120A](#) [7-1393100-5](#) [7-1393111-7](#)  
[7-1393144-5](#) [7-1393767-8](#)