

S4M RELAY SHORI

◆ Features

- Slim type and small occupying area can be applied in high density PC Board mounting technique.
- 5A switching capability.
- Transparent sealed available.



◆ Coil Data [at 20°C]

- High sensitivity Type

Rated voltage (V)	Coil Resistance ± 10% (Ω)	Rated Current ± 10% (mA)	Pick up Voltage (Max)	Drop out Voltage (Min)	Max continuous Voltage	Power consumption At rated Voltage
3	17	180	80% of rated voltage	5% of rated voltage	130% Max of Rated voltage	Approx.0.54W
5	46	108				
6	67	90				
9	150	60				
12	270	45				
24	1060	22.5				
48	4360	11				

- Standard Type

Rated voltage (V)	Coil Resistance ± 10% (Ω)	Rated Current ± 10% (mA)	Pick up Voltage (Max)	Drop out Voltage (Min)	Max continuous Voltage	Power consumption At rated Voltage
3	12.5	240	80% of rated voltage	5% of rated voltage	130% Max of Rated voltage	Approx.0.72W
5	34.7	144				
6	50	120				
9	112.5	80				
12	200	60				
24	800	30				
48	3200	15				

◆ Contact Rating

Resistive load	5A 250VAC,5A 30VDC
----------------	--------------------

◆ Type List

Terminal style	Contact form	Type	Designation(provided with)
PCB terminal	2A (DPNO)	Standard	S4M-12V-2A
	2A (DPNO)	High sensitivity	S4M-12B-2A
	2C(DPDT)	Standard	S4M-12V-2C
	2C(DPDT)	High sensitivity	S4M-12B-2C

S4M RELAY SHORI

◆ Ordering information

S4M – 12V B– 2A

1 2 3

1. S4M --- Basic series designation.
2. 12V --- Coil Voltage (3V~48V), Standard Type
12B --- High sensitivity Type
3. 2A --- Double pole normally open
2C --- Double pole double throw

◆ Specification

Contact material	Ag Alloy	
Contact resistance	100 mΩ Max	
Operate time	20 ms Max	
Release time	10 ms Max	
Insulation resistance	1000 mΩ Min. (DC 500V)	
Dielectric strength	Between open contact : AC 1000V ,50/60Hz 1 min.	
	Between contact and coil : AC 5000V, 50/60Hz 1 min.	
Vibration resistance	Operating extremes	10~50Hz, amplitude 1.5 mm
	Damage limits	10~50Hz, amplitude 1.5 mm
Shock resistance	Operating extremes	10G
	Damage limits	100G
Life expectancy	Mechanical	10,000,000 operations (frequency 18,000 operations/hr)
	Electrical	100,000 operations (frequency 1,800 operations/hr)
Operating ambient temperature	-40~+70°C(no freezing)	
Weight	Approx 13g	

◆ Safety Approval


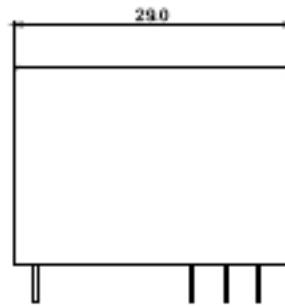
Certified	UL/CUL	VDE
File No.	E196079	131986

◆ Safety Approval Rating

UL/CUL
5A 250VAC 5A 30VDC

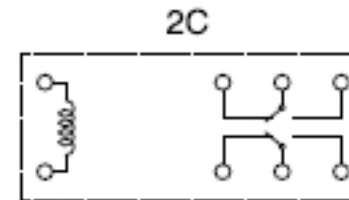
S4M RELAY SHORI

◆ Outline Dimension



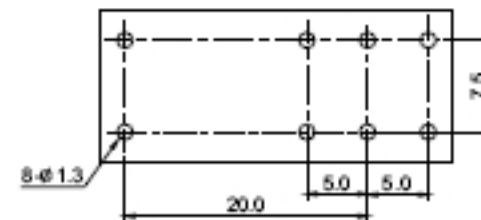
◆ Wiring Diagram

BOTTOM VIEW

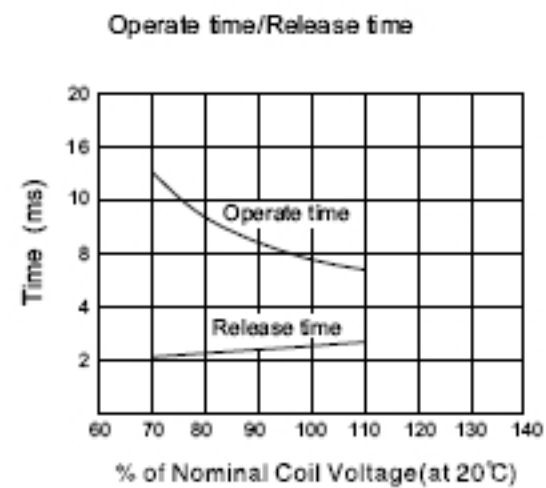
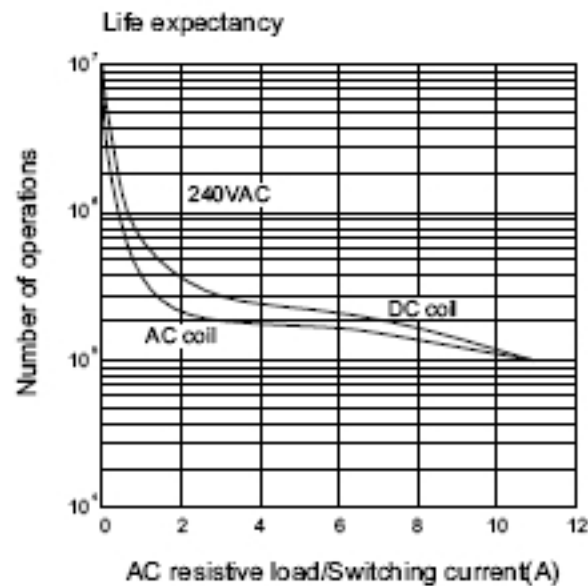
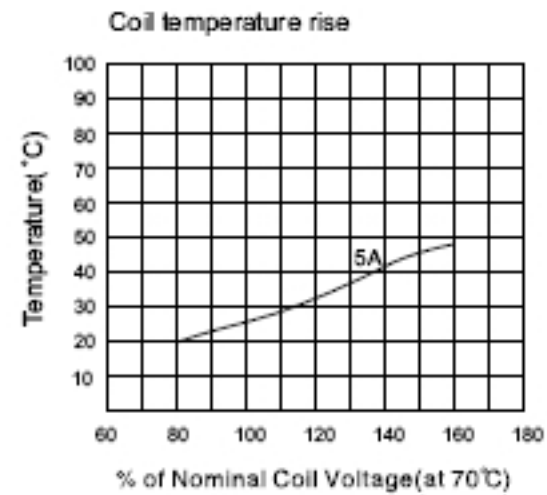
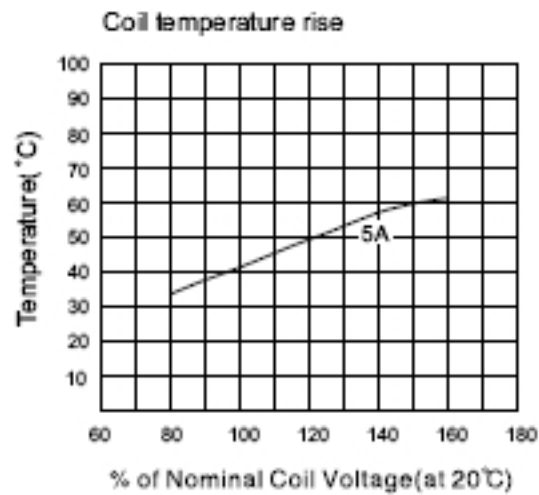


◆ PC BOARD LAYOUT

BOTTOM VIEW



◆ Engineering Data



X-ON Electronics

Largest Supplier of Electrical and Electronic Components

Click to view similar products for [General Purpose Relays](#) category:

Click to view products by [Shori](#) manufacturer:

Other Similar products are found below :

[APF30318](#) [JVN1AF-4.5V-F](#) [PCN-105D3MHZ](#) [5JO-10000S-SIL](#) [5JO-1000CD-SIL](#) [5JO-400CD-SIL](#) [LY2S-AC220/240](#) [LYQ20DC12](#)
[6031007G](#) [6131406HQ](#) [6-1393099-3](#) [6-1393099-8](#) [6-1393122-4](#) [6-1393123-2](#) [6-1393767-1](#) [6-1393843-7](#) [6-1415012-1](#) [6-1419102-2](#) [6-](#)
[1423698-4](#) [6-1608051-6](#) [6-1608067-0](#) [6-1616170-6](#) [6-1616248-2](#) [6-1616282-3](#) [6-1616348-2](#) [6-1616350-1](#) [6-1616350-8](#) [6-1616358-7](#) [6-](#)
[1616359-9](#) [6-1616360-9](#) [6-1616931-6](#) [6-1617039-1](#) [6-1617052-1](#) [6-1617090-2](#) [6-1617090-5](#) [6-1617347-5](#) [6-1617353-3](#) [6-1617801-8](#) [6-](#)
[1617802-2](#) [6-1618107-9](#) [6-1618248-4](#) [M83536/1-027M](#) [CX-4014](#) [MAHC-5494](#) [MAVCD-5419-6](#) [703XCX-120A](#) [7-1393100-5](#) [7-1393111-7](#)
[7-1393144-5](#) [7-1393767-8](#)