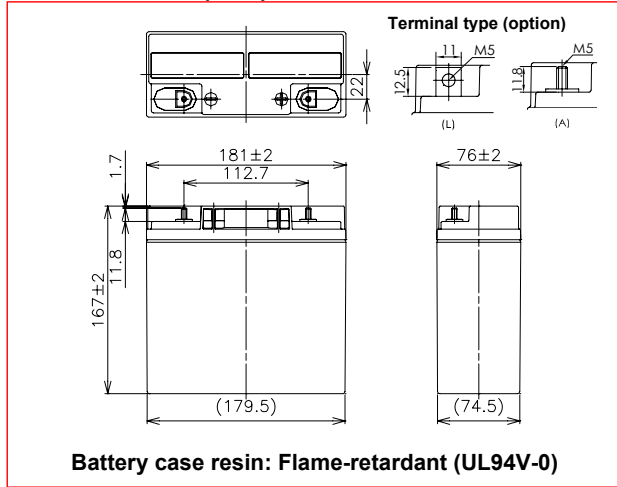


LC-P1220

For standby power supplies
 Expected trickle life: Approx.6 years at 25°C, approx.10 years at 20°C



■ Dimensions(mm)



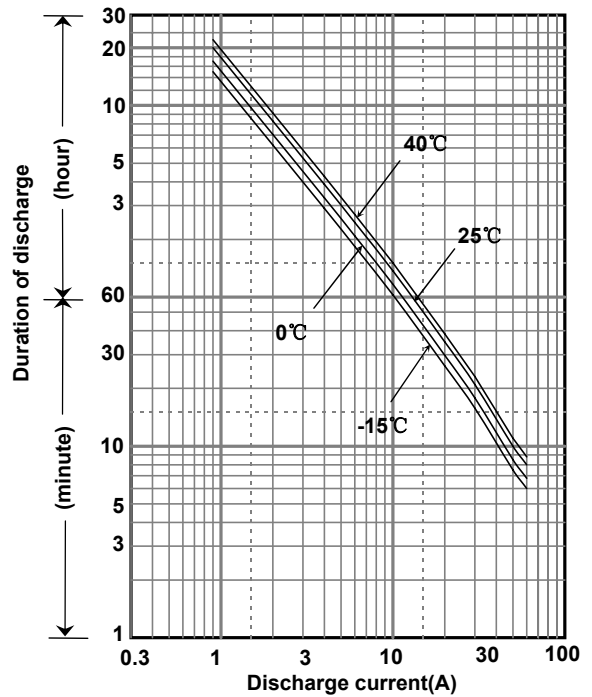
■ Specification

Nominal Voltage	12V	
Rated Capacity(20HR)	20Ah	
Dimensions	Length	181 mm
	Width	76 mm
	Height	167 mm
	Total height	167 mm
Approx. Mass	6.20 kg	
Terminal	M5 threaded post Bolt and Nut type	

■ Characteristics

Capacity (25 °C)	20 hour rate	20Ah
	10 hour rate	18Ah
	5 hour rate	16Ah
	1 hour rate	12Ah
Internal Resistance	Fully charged battery (25 °C)	11 mΩ
Temperature Dependency of Capacity (20 hour rate)	40 °C	102%
	25 °C	100%
	0 °C	85%
	-15 °C	65%
Self Discharge (25 °C)	After 3 months	91%
	After 6 months	82%
	After 12 months	64%

■ Duration of discharge vs. discharge current



■ Watt Table(25°C)

Cut-off V	(Wattage/Battery)																
	3min	5min	10min	15min	20min	30min	45min	1h	1.5h	2h	3h	4h	5h	6h	10h	20h	24h
9.6V	1202	948	619	473	396	296	209	167	115	88.8	66.1	50.8	41.9	33.7	22.3	12.1	10.1
9.9V	1115	889	607	470	390	293	207	167	113	88.1	65.8	50.5	41.6	33.6	22.2	12.1	10.1
10.2V	1029	833	591	460	383	289	205	164	110	85.8	65.1	50.1	41.3	33.3	22.0	12.0	10.0
10.5V	914	746	548	428	364	283	202	160	108	82.9	64.1	49.8	40.9	32.9	21.9	12.0	10.0
10.8V	772	660	488	399	354	273	199	157	105	78.9	62.8	49.1	39.9	32.4	21.7	11.9	9.9

■ Ampere Table(25°C)

Cut-off V	(Ampere/Battery)																
	3min	5min	10min	15min	20min	30min	45min	1h	1.5h	2h	3h	4h	5h	6h	10h	20h	24h
9.6V	108	85.0	55.3	41.1	34.2	25.3	17.8	14.2	9.72	7.50	5.56	4.25	3.50	2.81	1.86	1.01	0.842
9.9V	100	79.7	54.2	40.8	33.6	25.0	17.7	14.2	9.53	7.44	5.53	4.22	3.47	2.80	1.85	1.01	0.839
10.2V	92.5	74.7	52.8	40.0	33.1	24.7	17.5	13.9	9.33	7.25	5.47	4.19	3.44	2.78	1.83	1.00	0.836
10.5V	82.2	66.9	48.9	37.2	31.4	24.2	17.2	13.6	9.14	7.00	5.39	4.17	3.42	2.74	1.83	1.00	0.833
10.8V	69.4	59.2	43.6	34.7	30.6	23.3	16.9	13.3	8.89	6.67	5.28	4.11	3.33	2.70	1.81	0.99	0.828

■ Charging Method

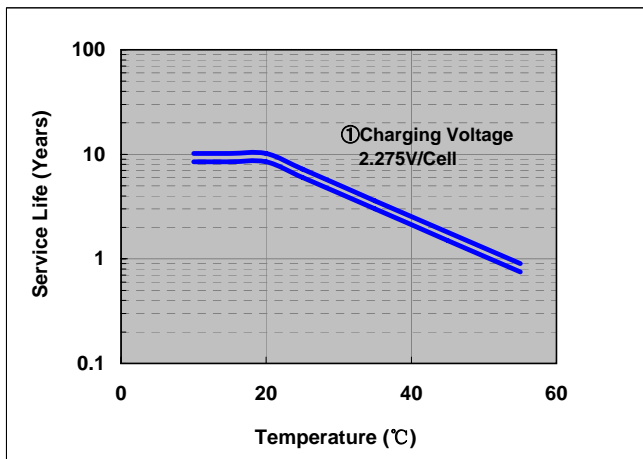
(25°C)

Trickle use	Control voltage 13.6-13.8V; Initial current 3.0A or smaller
-------------	---

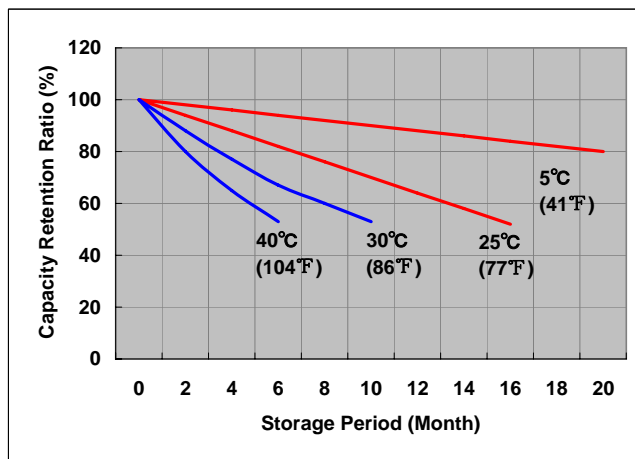
■ Cut off voltage

Discharge current	1.0A-4.0A	4.0A-10A	10A-20A	20A-40A	40A-60A
Cut off voltage (V)	10.5	10.2	9.9	9.3	8.7

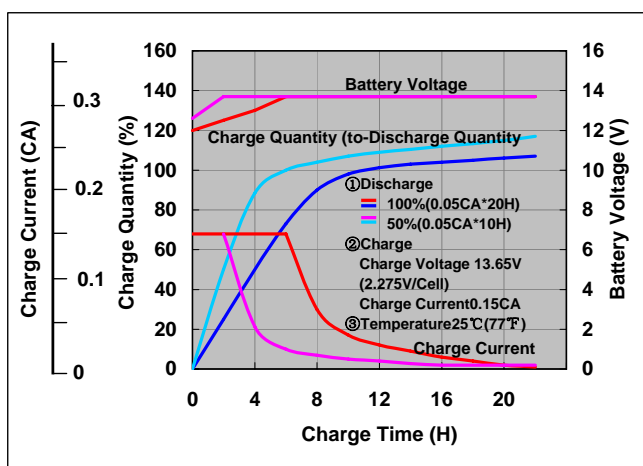
■ Influence of Temperature on Trickle life



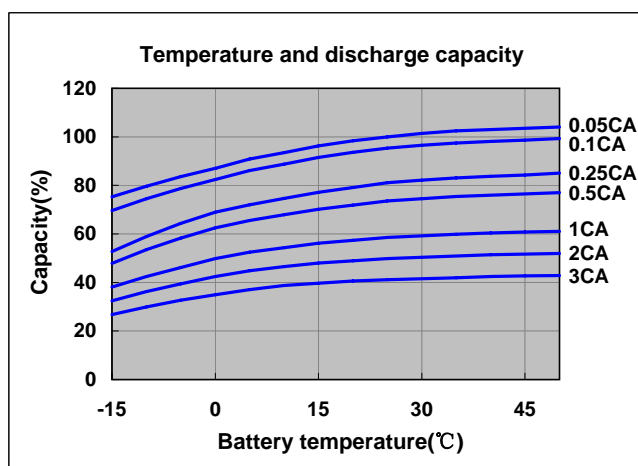
■ Residual capacity test result



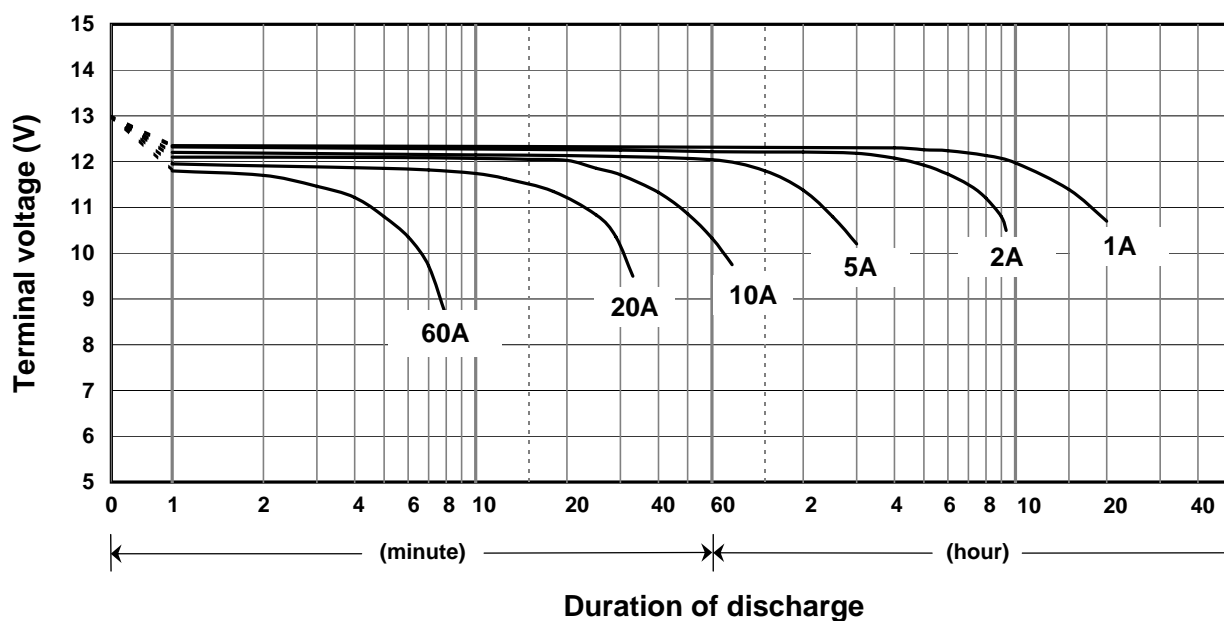
■ Constant-voltage and constant-current charge characteristics



■ Discharge capacity by temperature and by discharge current



■ Discharge characteristics (25°C)



X-ON Electronics

Largest Supplier of Electrical and Electronic Components

Click to view similar products for [Sealed Lead Acid Battery](#) category:

Click to view products by [Panasonic](#) manufacturer:

Other Similar products are found below :

[0809-0012](#) [0819-0012](#) [0850-0004](#) [0859-0012](#) [0800-0004](#) [LC-R0612P](#) [LC-R061R3P](#) [PS-1250F1](#) [APCRBC123](#) [APCRBC124](#) [LCRA1212P](#)
[NP12-12](#) [NP12-6](#) [NP3.2-12](#) [LC-P0612P](#) [LC-R063R4P](#) [LC-R067R2P1](#) [LC-R122R2P](#) [LC-R0612P1](#) [LC-R127R2P1](#) [LC-X1220AP](#) [UP-](#)
[VW1245P1](#) [2320296](#) [RBC32](#) [RBC11A](#) [RBC36-SLT](#)