



■ Features :

- Wide 2:1 DC input range
- In/out capacitance 1000pF
- Protections: Short circuit / Overload / Over voltage
- 1000VDC I/O isolation for D/D
- Cooling by free air convection
- Built-in remote ON-OFF control
- 100% full load burn-in test
- Fixed switching frequency at 225KHz
- Low cost
- High reliability
- 2 years warranty



SPECIFICATION

MODEL	SDM30-12S3	SDM30-24S3	SDM30-48S3	SDM30-12S5	SDM30-24S5	SDM30-48S5
OUTPUT	DC VOLTAGE			5V		
	RATED CURRENT			5A		
	CURRENT RANGE			0 ~ 5A		
	RATED POWER			25W		
	RIPPLE & NOISE (max.) Note.2			75mVp-p		
	VOLTAGE TOLERANCE Note.3			±3.0%		
	LINE REGULATION			±1.0%		
	LOAD REGULATION			±1.0%		
TRIM OUTPUT			±13%(Typ.) output voltage			
INPUT	RATED DC INPUT					
	VOLTAGE RANGE					
	EFFICIENCY (Typ.)					
	DC CURRENT					
	IDLE CURRENT					
PROTECTION	OVERLOAD					
	OVER VOLTAGE					
	SHORT CIRCUIT					
FUNCTION	ON/OFF CONTROL					
ENVIRONMENT	WORKING TEMP.					
	STORAGE TEMP., HUMIDITY					
	TEMP. COEFFICIENT					
SAFETY & EMC (Note 6)	SAFETY STANDARDS					
	ISOLATION VOLTAGE					
	ISOLATION RESISTANCE					
	EMC EMISSION					
OTHERS	EMC IMMUNITY					
	MTBF					
	DIMENSION					
PACKING						
NOTE	<p>1. All parameters NOT specially mentioned are measured at 12,24,48VDC input, rated load and 25°C of ambient temperature.</p> <p>2. Ripple & noise are measured at 20MHz of bandwidth by using a 12" twisted pair-wire terminated with a 0.1uF & 47uF parallel capacitor.</p> <p>3. Tolerance : includes set up tolerance, line regulation and load regulation.</p> <p>4. Short circuit not more than 60 second.</p> <p>5. DC source wires ≥5cm, an input external al capacitor 47 ~ 100uF is required.</p> <p>6. The power supply is considered a component which will be installed into a final equipment. All the EMC tests are been executed by mounting the unit on a 230mm*230mm metal plate with 1mm of thickness. The final equipment must be re-confirmed that it still meets EMC directives. For guidance on how to perform these EMC tests, please refer to "EMI testing of component power supplies." (as available on http://www.meanwell.com)</p>					



■ Features :

- Wide 2:1 DC input range
- In/out capacitance 1000pF
- Protections: Short circuit / Overload/ Over voltage
- 1000VDC I/O isolation for D/D
- Cooling by free air convection
- Built-in remote ON-OFF control
- 100% full load burn-in test
- Fixed switching frequency at 225KHz
- Low cost
- High reliability
- 2 years warranty

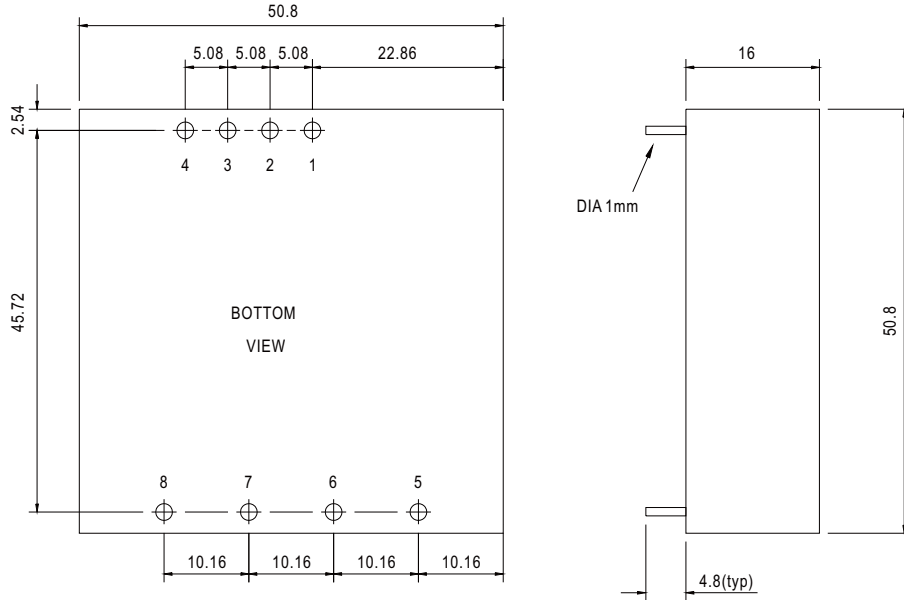


SPECIFICATION

MODEL	SDM30-12S12	SDM30-24S12	SDM30-48S12	SDM30-12S15	SDM30-24S15	SDM30-48S15	
OUTPUT	DC VOLTAGE	12V			15V		
	RATED CURRENT	2.1A	2.5A		1.7A	2A	
	CURRENT RANGE	0 ~ 2.1A	0 ~ 2.5A		0 ~ 1.7A	0 ~ 2A	
	RATED POWER	25.2W	30W		25.5W	30W	
	RIPPLE & NOISE (max.) Note.2	100mVp-p			100mVp-p		
	VOLTAGE TOLERANCE Note.3	±2.0% max.			±2.0% max.		
	LINE REGULATION	±1.0%			±1.0%		
	LOAD REGULATION	±1.0%			±1.0%		
TRIM OUTPUT	±13%(Typ.) output voltage						
INPUT	RATED DC INPUT	12S: 12VDC	24S: 24VDC	48S: 48VDC			
	VOLTAGE RANGE	12S: 9.2 ~ 18VDC	24S: 18 ~ 36VDC	48S: 36 ~ 72VDC			
	EFFICIENCY (Typ.)	80%	82%	84%	80%	83%	85%
	DC CURRENT	12S: 3.6A	24S: 2A	48S: 1A			
	IDLE CURRENT	12S: 35mA	24S/48S: 30mA				
PROTECTION	OVERLOAD	Above 105% rated output power Protection type : Over power limiting, recovers automatically after fault condition is removed					
	OVER VOLTAGE	13.8 ~ 18V			17.25 ~ 22.5V		
	SHORT CIRCUIT	Protection type : Constant current limiting, recovers automatically after fault condition is removed					
FUNCTION	ON/OFF CONTROL	Logic "1" or open: power on Logic "0" short to Vin-: power off					
ENVIRONMENT	WORKING TEMP.	-25 ~ +85°C (Refer to "Derating Curve")					
	STORAGE TEMP., HUMIDITY	-25 ~ +85°C, 0 ~ 95% RH					
	TEMP. COEFFICIENT	±0.03%/°C (0~50°C)					
SAFETY & EMC (Note 6)	SAFETY STANDARDS	Design refer to LVD					
	ISOLATION VOLTAGE	I/P-O/P: 1KVDC					
EMC (Note 6)	ISOLATION RESISTANCE	I/P-O/P: 100M Ohms / 500VDC / 25°C / 70% RH					
	EMC EMISSION	Compliance to EN55022 (CISPR22) Class B					
	EMC IMMUNITY	Compliance to EN61000-2,3,4,6,8, EN55024, light industry level, criteria A					
OTHERS	MTBF	322.4K hrs min. MIL-HDBK-217F (25°C)					
	DIMENSION	50.8*50.8*16mm (2"*2"*0.63") (L*W*H)					
	PACKING	0.1Kg; 150pcs/15.8Kg/0.97CUFT					
NOTE	<p>1. All parameters NOT specially mentioned are measured at 12,24,48VDC input, rated load and 25°C of ambient temperature.</p> <p>2. Ripple & noise are measured at 20MHz of bandwidth by using a 12" twisted pair-wire terminated with a 0.1uF & 47uF parallel capacitor.</p> <p>3. Tolerance : includes set up tolerance, line regulation and load regulation.</p> <p>4. Short circuit not more than 60 second.</p> <p>5. DC source wires ≥5cm, an input external al capacitor 47 ~ 100uF is required.</p> <p>6. The power supply is considered a component which will be installed into a final equipment. All the EMC tests are been executed by mounting the unit on a 230mm*230mm metal plate with 1mm of thickness. The final equipment must be re-confirmed that it still meets EMC directives. For guidance on how to perform these EMC tests, please refer to "EMI testing of component power supplies." (as available on http://www.meanwell.com)</p>						

Mechanical Specification

Case No. SDM-30 Unit:mm

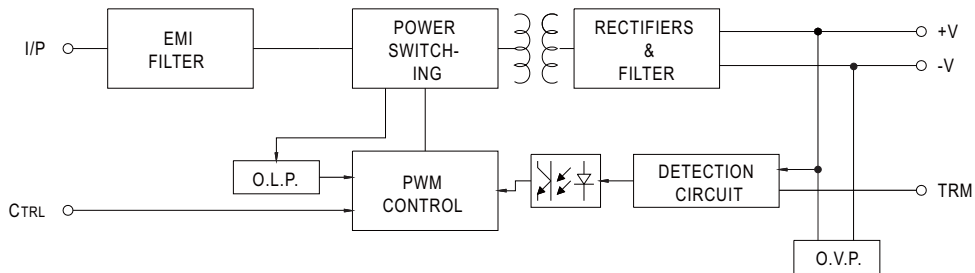


Pin No. Assignment

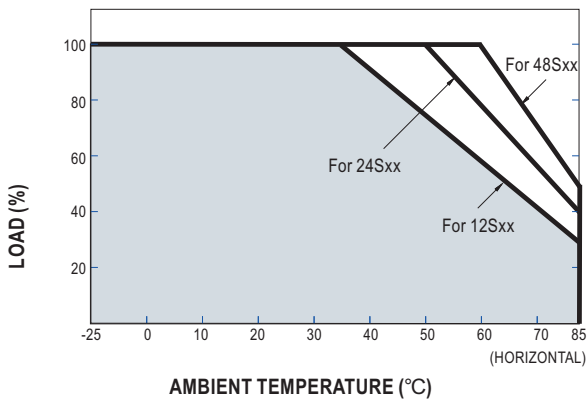
Pin No.	Assignment	Pin No.	Assignment
1	+Vin	6	+Vout
2	-Vin	7	-Vout
3,5	No pin	8	Trim
4	Control ON/OFF		

Block Diagram

fosc : 225KHz

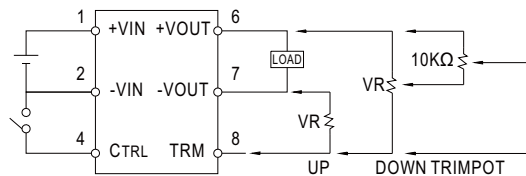


Derating Curve



External Output Trimming

OUTPUT MAY OPTIONALLY BE EXTERNALLY TRIMMED(±13%)
A FIXED RESISTOR OR AN EXTERNAL TRIMPOT AS SHOWN



ON/OFF Control Pin

CONTROL INPUT.....PIN4
CONTROL COMMON.....PIN2
LOGIC COMPATIBILITY.....CMOS OR OPEN COLLECTOR TTL
CONTROL VOLTAGE
ON.....+5.5VDC min OR OPEN CIRCUIT
OFF.....+2.5VDC max. OR SHORT TO PIN2

X-ON Electronics

Largest Supplier of Electrical and Electronic Components

Click to view similar products for [Isolated DC/DC Converters](#) category:

Click to view products by [Mean Well](#) manufacturer:

Other Similar products are found below :

[ESM6D044440C05AAQ](#) [FMD15.24G](#) [PSL486-7LR](#) [PSR152.5-7IR](#) [Q48T30020-NBB0](#) [AVO240-48S12B-6L](#) [AVO250-48S28B-6L](#) [NAN-0505](#) [HW-L16D](#) [JAHW100Y1](#) [217-1617-001](#) [22827](#) [SPB05C-12](#) [SQ24S15033-PS0S](#) [18952](#) [19-130041](#) [CE-1003](#) [CE-1004](#) [GQ2541-7R](#) [PSE1000DCDC-12V](#) [RDS180245](#) [MAU228](#) [419-2065-201](#) [449-2075-101](#) [TME 0303S](#) [TME 0505S](#) [TME 1205S](#) [TME 1212S](#) [TME 2405S](#) [TME 2412S](#) [V300C24C150BG](#) [419-2062-200](#) [419-2063-401](#) [419-2067-101](#) [419-2067-501](#) [419-2068-001](#) [DCG40-5G](#) [DFC15U48D15](#) [449-2067-000](#) [XGS-0512](#) [XGS-1205](#) [XGS-1212](#) [XGS-2412](#) [XGS-2415](#) [XKS-1215](#) [033456](#) [NCT1000N040R050B](#) [SPB05B-15](#) [SPB05C-15](#) [TME 0509S](#)