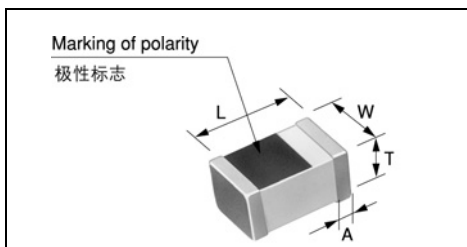


## LL1608-FSL

**Inductance Range:** 1.2~270nH (E-12 Series)

**Temperature Coefficient of L:** + 250ppm/°C (for reference only)



Length L (mm)	Width W (mm)	Thickness T (mm)	Electrode width A (mm)
1.6 ± 0.15	0.8 ± 0.15	0.8 ± 0.15	0.3 ± 0.2

- **Marking of polarity:** Marking is on the upper surface of the unit.
- **极性标志:** 标志在单元上部表面。

### FEATURES 特点

- Guaranteed S.R.F range (SRF tolerance: ±15%)
- Dual frequency standard for inductance value
- Supports high temperature reflow soldering (260°C, 3 times)
- Surface mounting applicability (Supports both reflow and flow soldering)
- High reliability (ceramic integrated structure, and terminals plated)
- RoHS compliant

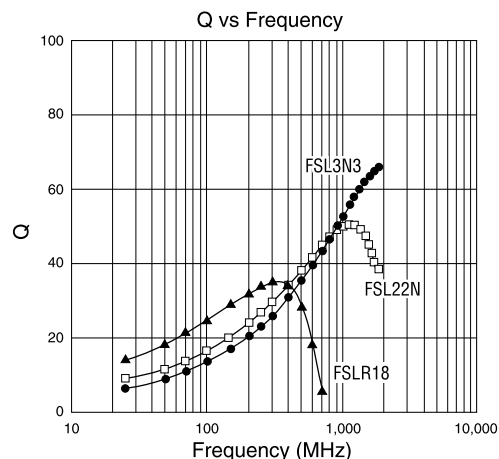
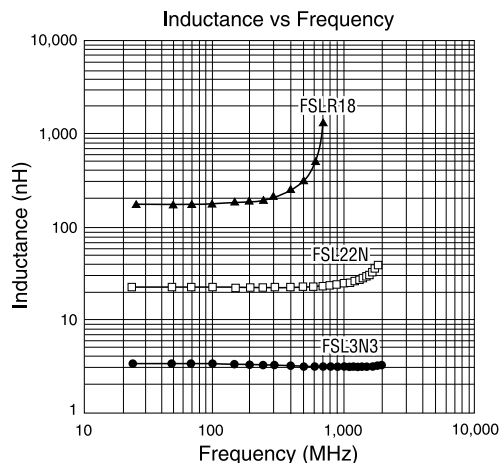
- 保证SRF范围 (SRF公差: ±15%)
- 电感值采用双频率标准
- 支持高温回流焊接 (260°C, 3次)
- 表面贴装实用性 (同时支持回流焊接和流动焊接)
- 可靠性高 (陶瓷制品混合结构, 以及电镀电极)
- 符合RoHS指令

### ELECTRICAL CHARACTERISTICS 电气特性

- Inductance Range 1.2~270nH (E-12 Series)
- Inductance Tolerance S ; ± 0.3nH (1.2~5.6nH)  
J ; ± 5% (6.8~270nH)
- Q (Typical) 20~54 (at 800MHz)
- Rated Current 150~1,000mA
- Inductance Temperature Coefficient + 250ppm/°C (for reference only)
- Operating Temperature Range -55°C~+ 125°C
- Storage Temperature Range -55°C~+ 125°C

- 电感值范围 1.2~270nH (E-12系列)
- 电感值公差 S级; ±0.3nH (1.2~5.6nH)  
J级; ±5% (6.8~270nH)
- Q (典型) 20~54 (在800MHz情况下)
- 额定电流值 150~1,000mA
- 电感的感应温度系数(仅供参考) +250ppm/°C
- 工作温度范围 -55°C~+125°C
- 储存温度范围 -55°C~+125°C

### EXAMPLES OF CHARACTERISTICS 特性范例



continued from previous page 接上页

## TOKO STANDARD PART NUMBERS 东光标准零件号

### TYPE LL1608-FSL Series (Quantity/reel; 4,000 PCS)

TOKO Part number	Inductance & Tolerance				Q Min. 100 MHz	Q Typical						S.R.F. (MHz) Min.	R <sub>DC</sub> (Ω) Max.	R <sub>DC</sub> (Ω) Typ.	I <sub>DC</sub> (mA) Max.
	at 100MHz	L (nH)	Tolerance	Frequency (MHz)		100 MHz	300 MHz	500 MHz	800 MHz	1000 MHz	1800 MHz				
LL1608-FSL1N2S	1.2±0.3nH	1.1	±0.5nH	800	10	14.0	18.8	24.3	30.5	35.6	48.0	800min	0.10	0.04	1,000
LL1608-FSL1N5S	1.5±0.3nH	1.4	±0.5nH	800	10	14.1	27.9	38.8	49.1	56.8	80.0	700min	0.10	0.04	1,000
LL1608-FSL1N8S	1.8±0.3nH	1.7	±0.5nH	800	10	11.6	20.7	27.9	36.4	40.2	52.0	12000±15%	0.10	0.05	1,000
LL1608-FSL2N2S	2.2±0.3nH	2.1	±0.5nH	800	10	13.0	26.5	35.4	44.2	51.9	63.9	9100±15%	0.10	0.06	1,000
LL1608-FSL2N7S	2.7±0.3nH	2.6	±0.5nH	800	11	13.1	28.4	37.6	48.2	54.7	72.0	7300±15%	0.11	0.07	1,000
LL1608-FSL3N3S	3.3±0.3nH	3.2	±0.5nH	800	12	13.8	27.8	36.0	46.4	52.9	68.0	5800±15%	0.13	0.07	1,000
LL1608-FSL3N9S	3.9±0.3nH	3.8	±0.5nH	800	12	14.4	30.4	39.6	50.2	56.8	70.0	6500±15%	0.15	0.09	1,000
LL1608-FSL4N7S	4.7±0.3nH	4.6	±0.5nH	800	12	14.9	29.7	39.0	49.2	55.6	70.0	5600±15%	0.17	0.09	1,000
LL1608-FSL5N6S	5.6±0.3nH	5.5	±0.5nH	800	12	15.7	28.8	38.2	47.7	53.3	61.9	4800±15%	0.20	0.09	600
LL1608-FSL6N8J	6.8nH±5%	6.7	±10%	800	12	15.8	29.4	39.0	49.3	55.8	67.5	4700±15%	0.22	0.10	600
LL1608-FSL8N2J	8.2nH±5%	8.1	±10%	800	12	16.8	30.4	40.3	51.1	56.8	63.8	4200±15%	0.26	0.12	600
LL1608-FSL10NJ	10nH±5%	9.9	±10%	800	13	17.3	29.3	38.6	48.1	53.8	56.7	4000±15%	0.30	0.12	600
LL1608-FSL12NJ	12nH±5%	12	±10%	800	13	18.2	31.8	42.2	53.0	58.4	53.3	3400±15%	0.35	0.13	600
LL1608-FSL15NJ	15nH±5%	15	±10%	800	13	18.0	31.8	41.4	51.2	55.8	49.7	3200±15%	0.40	0.14	600
LL1608-FSL18NJ	18nH±5%	18	±10%	800	13	18.7	33.5	43.8	53.7	58.5	46.1	2900±15%	0.47	0.18	600
LL1608-FSL22NJ	22nH±5%	23	±10%	800	13	19.9	32.2	42.0	50.4	52.7	34.5	2500±15%	0.54	0.19	600
LL1608-FSL27NJ	27nH±5%	29	±10%	800	13	19.6	27.3	43.3	50.4	51.8	24.3	2300±15%	0.62	0.22	600
LL1608-FSL33NJ	33nH±5%	37	±10%	800	15	19.6	33.2	42.2	48.0	47.9	15.9	2000±15%	0.70	0.27	600
LL1608-FSL39NJ	39nH±5%	45	±10%	800	15	20.6	32.2	41.3	46.1	44.8	11.4	1900±15%	0.80	0.26	600
LL1608-FSL47NJ	47nH±5%	58	±10%	800	15	21.0	32.6	40.4	40.8	37.1	9.7	1600±15%	0.90	0.30	500
LL1608-FSL56NJ	56nH±5%	60	±10%	500	15	21.5	31.7	38.6	38.6	33.5	-	1500±15%	1.00	0.34	500
LL1608-FSL68NJ	68nH±5%	77	±10%	500	15	21.7	29.5	34.5	29.1	19.1	-	1300±15%	1.20	0.39	400
LL1608-FSL82NJ	82nH±5%	104	±10%	500	15	21.1	34.7	40.2	32.5	19.5	-	1000±15%	1.40	0.46	300
LL1608-FSLR10J	100nH±5%	136	±10%	500	15	20.5	35.5	39.1	20.4	-	-	900±15%	1.60	0.83	300
LL1608-FSLR12J	120nH±5%	133	±10%	300	12*	23.1	31.3	30.8	-	-	-	800±15%	2.00	0.59	200
LL1608-FSLR15J	150nH±5%	174	±10%	300	11*	20.0	27.5	21.6	-	-	-	740±15%	2.40	2.02	200
LL1608-FSLR18J	180nH±5%	222	±10%	300	11*	18.8	27.1	12.1	-	-	-	650±15%	2.70	2.29	150
LL1608-FSLR22J	220nH±5%	293	±10%	300	11*	22.3	25.1	-	-	-	-	580±15%	3.00	2.37	150
LL1608-FSLR27J	270nH±5%	319	±10%	200	8**	21.9	21.1	-	-	-	-	470±15%	3.50	2.90	150

\* at 50MHz, \*\* at 25MHz

#### ● Test Equipment & note

(测试设备和注意事项)

- L, Q : RF Impedance Analyzer 4291A/B (Agilent Technologies), Test Fixture 16192A (Agilent Technologies)
- S.R.F./自谐振频率 : Network Analyzer 8719D (Agilent Technologies), 8720D (Agilent Technologies)
- R<sub>DC</sub>/直流电阻 : Milliohmmeter 4338A/B (Agilent Technologies)
- Inductance tolerance/电感值公差 : S=±0.3nH, J=±5%
- Operating temperature range/工作温度范围 : -55°C ~ + 125°C
- Storage temperature range/储存温度范围 : -55°C ~ + 125°C

## X-ON Electronics

Largest Supplier of Electrical and Electronic Components

*Click to view similar products for [murata](#) manufacturer:*

Other Similar products are found below :

[786028C](#) [MGJ1D121905MPC-R7](#) [MGJ2D051515SC](#) [82103C](#) [82224C](#) [82473C](#) [GCM32EC71H106MA03L](#) [GRM2165C1H101FA01D](#)  
[PTGL09AS2R2K3B51B0](#) [11R683C](#) [DFE252012P-1R0M=P2](#) [BL02RN1R2P1A](#) [NMK1212SC](#) [NMV1212DAC](#) [LQH43MN330J03L](#)  
[GJM0335C1E220GB01D](#) [GRM1885C1H150FA01J](#) [RF1211C](#) [MGJ2D121509SC](#) [MGJ6D122005LMC-R7](#) [#B953AS-330M=P3](#)  
[BLM18AG601SN1J](#) [HN-214](#) [HN-214X](#) [TZ03P450](#) [UEE-12/12.5-D48NB-C](#) [LBWB1ZZYDZ-DTEMP-SNIC-UART-A](#)  
[LLM315R70J225MA11L](#) [46334C](#) [DR4103](#) [LQH5BPN1R5NT0L](#) [SCA830-D07-PCB](#) [NKE1212DC](#) [NMA1215SC](#) [UVQ-48/2.5-D24PB-C](#)  
[IML-0642](#) [HPR105C](#) [HPQ-12/25-D48PB-C](#) [UWS-5/10-Q48N-C](#) [UWR-5/2000-D24E-C](#) [UHE-152000-D24-C](#) [782485/35C](#) [UEI-3.3/15-](#)  
[Q12PR-C](#) [MGJ2D242005SC](#) [MEV1S0505SC](#) [MEMS-EVAL-BOARD](#) [MEJ2D0512SC](#) [MEE3S1215SC](#) [MEE1S1509SC](#) [MEE1S1509DC](#)