



LL5817 - LL5819

1.0AMP. Surface Mount Schottky Barrier Rectifiers

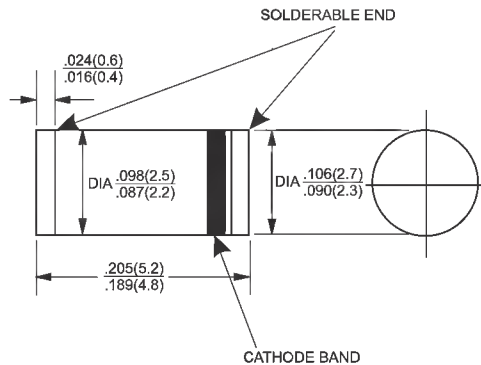


MELF



Features

- ✧ Surge overload ratings to 25 amperes peak
- ✧ Ideal for printed circuit board
- ✧ Reliable low cost construction utilizing molded plastic technique results in inexpensive product
- ✧ High temperature soldering: 260°C/ 10 seconds at terminals
- ✧ Mounting position: Any
- ✧ Weight: 0.12 gram
- ✧ Green compound with suffix "G" on packing code & prefix "G" on datecode.



Dimensions in inches and (millimeters)

Maximum Ratings and Electrical Characteristics

Rating at 25 °C ambient temperature unless otherwise specified.

Single phase, half wave, 60 Hz, resistive or inductive load.

For capacitive load, derate current by 20%

Type Number	Symbol	LL5817	LL5818	LL5819	Units
Maximum Recurrent Peak Reverse Voltage	VRRM	20	30	40	V
Maximum RMS Voltage	VRMS	14	21	28	V
Maximum DC Blocking Voltage	VDC	20	30	40	V
Maximum Average Forward Rectified Current @ _{T_L} = 90 °C	I(AV)	1.0			A
Peak Forward Surge Current, 8.3 ms Single Half Sine-wave Superimposed on Rated Load (JEDEC method)	IFSM	25			A
Maximum Instantaneous Forward Voltage @1.0A	V _F	0.450	0.550	0.600	V
Maximum Instantaneous Forward Voltage @3.0A	V _F	0.750	0.875	0.900	V
Maximum DC Reverse Current @ T _A =25 °C at Rated DC Blocking Voltage @ T _A =100 °C	I _R	0.1 5			mA mA
Typical Junction Capacitance (Note 2)	C _j	110			pF
Typical Thermal Resistance (Nota 1)	R _{θJA}	80			°C/W
Operating and Storage Temperature Range	T _J ,T _{STG}	- 65 to + 125 / - 65 to + 150			°C

- Notes:
1. Thermal Resistance Junction to Ambient
 2. Measured at 1 MHz and Applied Reverse Voltage of 4.0 Volts D.C.

RATINGS AND CHARACTERISTIC CURVES (LL5817 THRU LL5819)

FIG.1- MAXIMUM FORWARD CURRENT DERATING CURVE

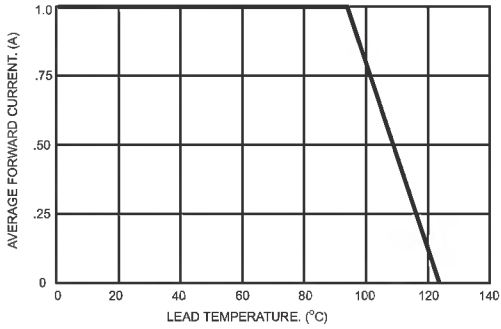


FIG.2- MAXIMUM NON-REPETITIVE FORWARD SURGE CURRENT

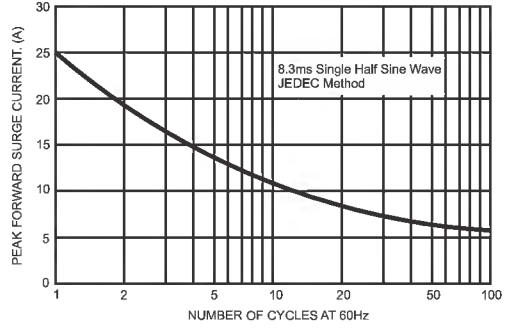


FIG.3- TYPICAL FORWARD CHARACTERISTICS

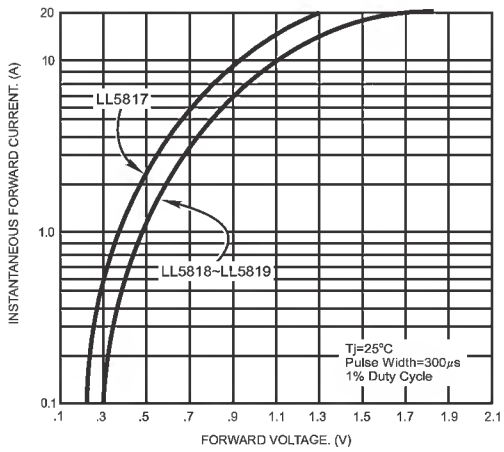


FIG.4- TYPICAL REVERSE CHARACTERISTICS

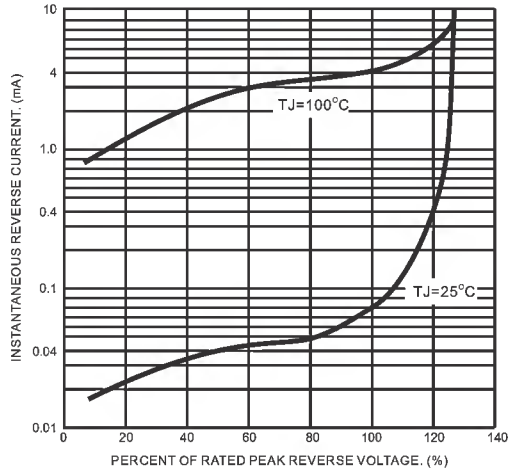


FIG.5- TYPICAL JUNCTION CAPACITANCE

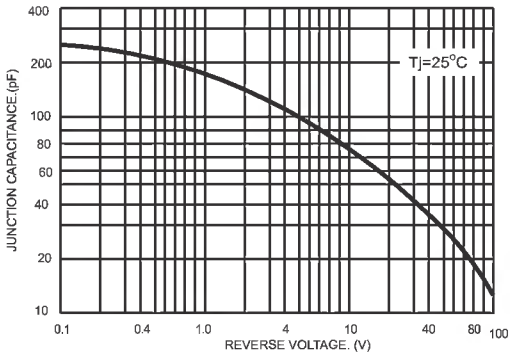
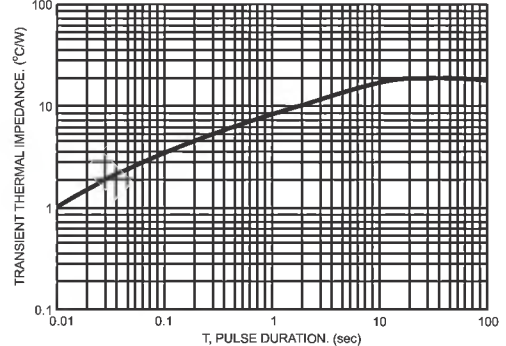


FIG.6- TYPICAL TRANSIENT THERMAL CHARACTERISTICS



X-ON Electronics

Largest Supplier of Electrical and Electronic Components

Click to view similar products for [Schottky Diodes & Rectifiers](#) category:

Click to view products by [Taiwan Semiconductor](#) manufacturer:

Other Similar products are found below :

[CUS06\(TE85L,Q,M\)](#) [MA4E2039](#) [D1FH3-5063](#) [MBR0530L-TP](#) [MBR10100CT-BP](#) [MBR30H100MFST1G](#) [MMBD301M3T5G](#) [PMAD1103-LF](#) [PMAD1108-LF](#) [RB160M-50TR](#) [RB520S-30](#) [RB551V-30](#) [DD350N18K](#) [DZ435N40K](#) [DZ600N16K](#) [BAS16E6433HTMA1](#) [BAS 3010S-02LRH E6327](#) [BAT 54-02LRH E6327](#) [IDL02G65C5XUMA1](#) [NSR05F40QNXT5G](#) [NSVR05F40NXT5G](#) [JANS1N6640](#) [SB07-03C-TB-H](#) [SB1003M3-TL-W](#) [SBAT54CWT1G](#) [SBM30-03-TR-E](#) [SBS818-TL-E](#) [SK32A-LTP](#) [SK33A-TP](#) [SK34A-TP](#) [SK34B-TP](#) [SMD1200PL-TP](#) [ACDBN160-HF](#) [SS3003CH-TL-E](#) [STPS30S45CW](#) [PDS3100Q-7](#) [GA01SHT18](#) [CRS10I30A\(TE85L,QM\)](#) [MBR1240MFST1G](#) [MBRB30H30CT-1G](#) [BAS28E6433HTMA1](#) [BAS 70-02L E6327](#) [HSB123JTR-E](#) [JANTX1N5712-1](#) [VS-STPS40L45CW-N3](#) [DD350N12K](#) [SB007-03C-TB-E](#) [SB10015M-TL-E](#) [SB1003M3-TL-E](#) [SK110-LTP](#)