






FSH-120-04-F-RA-SL



FSH-110-04-L-DH-SL



SFMH-130-02-L-D-LC




SFMH-105-02-L-D-LC



SFMH-120-02-L-D

FSH-120-04-F-DH



(1,27 mm) .050"

**FSH, SFMH SERIES**

# HIGH RELIABLE HORIZONTAL SMT

**FSH Mates with:**  
SFMH  
**Mates with:**  
FTSH, FSH

## SPECIFICATIONS

For complete specifications see [www.samtec.com?FSH](http://www.samtec.com?FSH) or [www.samtec.com?SFMH](http://www.samtec.com?SFMH)

### FSH

**Insulator Material:**  
Black Liquid Crystal Polymer  
**Terminal Material:**  
Phosphor Bronze  
**Plating:**  
Sn or Au over 50µ" (1,27 µm) Ni  
**Current Rating (FSH/SFMH):**  
2.6 A per pin  
(1 pin powered per row)  
**Operating Temp Range:**  
-55°C to +125°C  
**RoHS Compliant:**  
Yes

### Processing:

**Lead-Free Solderable:**  
Yes  
**SMT Lead Coplanarity:**  
(0,15 mm) .006" max

### SFMH

Same as FSH except:  
**Plating:**  
Au over 50µ" (1,27 µm) Ni  
**Contact Resistance:**  
15 mΩ  
**Insertion Depth:**  
(3,35 mm) .132" to (4,57 mm) .180"  
**Insertion Force:**  
2.5 oz (0,69 N) average  
**Withdrawal Force:**  
2.0 oz (0,56 N) average  
**SMT Lead Coplanarity:**  
(0,10 mm) .004" max

## RECOGNITIONS

For complete scope of recognitions see [www.samtec.com/quality](http://www.samtec.com/quality)



**Note:** Some sizes, styles and options are non-standard, non-returnable.

<b>FSH</b>	<b>1</b>	<b>NO. PINS PER ROW</b>	<b>04</b>	<b>PLATING OPTION</b>	<b>ROW OPTION</b>	<b>OPTIONS</b>
<b>05, 10, 15, 20, 25</b> (-DH Option) <b>05, 10, 15, 20, 25, 30, 35, 40, 45</b> (-RA Option) (Standard sizes)			<b>-F</b> = Gold flash on post, Matte Tin on tail <b>-L</b> = 10µ" (0,25 µm) Gold on post, Matte Tin on tail	<b>-DH</b> = Double Row Horizontal (Surface Mount) <b>-RA</b> = Right Angle (Through-Hole)	<b>-SL</b> = Solder Locks <b>-C</b> = (4,50 mm) .177" DIA Polyimide film Pick & Place Pad (10 positions minimum) not available with -RA option <b>-TR</b> = Tape & Reel (Not available with -RA)	

<b>SFMH</b>	<b>1</b>	<b>NO. PINS PER ROW</b>	<b>02</b>	<b>PLATING OPTION</b>	<b>D</b>	<b>OPTION</b>
<b>05, 10, 15, 20, 25, 30, 35, 40, 45, 50</b>			<b>-L</b> = 10µ" (0,25 µm) Gold on contact, Gold flash on tail	<b>-LC</b> = Locking Clip (Manual placement required) <b>-TR</b> = Tape & Reel <b>-WT</b> = Weld Tab (Not available with 35, 40, 45, 50 positions)		

## X-ON Electronics

Largest Supplier of Electrical and Electronic Components

*Click to view similar products for [Headers & Wire Housings](#) category:*

*Click to view products by [Samtec](#) manufacturer:*

Other Similar products are found below :

[95000-104TRLF](#) [10135584-644402LF](#) [DF62W-EP2022PCA](#) [95000-106TRLF](#) [DF62W-2022SCA](#) [DF62W-EP2022PC](#) [2203348](#) [DF62W-2022SC](#) [1084018](#) [1029039](#) [1084017](#) [802-10-012-10-002000](#) [1112640](#) [1112639](#) [891-007-9SS-BST1T](#) [000-34000](#) [0008550134](#) [0009482033](#) [0009507031](#) [57102-F02-18ULF](#) [57102-S06-03LF](#) [57202-S52-04LF](#) [PCN6-15S-2.5E](#) [0039019024](#) [58102-G61-06LF](#) [582553-1](#) [0009485154](#) [0009508121](#) [0022285053](#) [0050291907](#) [018731A](#) [LY20-4P-DT1-P1E-BR](#) [02.125.8002.8](#) [60101931](#) [60598-1 \(Cut Strip\)](#) [M1625-3R/100](#) [61062-3](#) [61082-181009](#) [CSU011177004](#) [636-1427](#) [638009-1](#) [641938-9](#) [641991-4](#) [644168-1](#) [644827-2](#) [647662-1](#) [65039-019ELF](#) [65692-001LF](#) [65781-018](#) [65781-047](#)