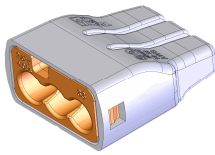




MODELS 32, 33, 34

**IN-SURE™
PUSH-IN CONNECTORS**

FEATURES/BENEFITS:



- COMPACT SIZE FITS THROUGH 1/2" KO ALLOWS MORE WIRING OPTIONS
- LOW INSERTION FORCE MAY REDUCE RISK OF REPETITIVE TRAUMA INJURY
- WIDER WIRE RANGE FOR EASY INSTALLATION AT OEM AND IN FIELD
- TRANSPARENT SHELL ENABLES EASY VERIFICATION OF CONNECTION
- GROUND RATING ELIMINATES NEED FOR SPECIAL "GROUND" CONNECTOR

ELECTRICAL:

VOLTAGE
GENERAL: 600 V MAX
SIGNS/LUMINAIRES: 1000 V MAX

MECHANICAL:

18 AWG INSERTION FORCE: 3 LB (13 N) MAX
1/2"KO (0.875" HOLE): ALL SIZES COMPLIANT

PHYSICAL:

HOUSING: NYLON/PC
CONTACTS: COPPER
PLATING: TIN
TEMPERATURE: 105 C (221 F)
STRIP LENGTH: 3/8-1/2" (9,5 - 13 mm)
COLOR
2-PORT: RED/TRANSPARENT
3-PORT: ORANGE/TRANSPARENT
4-PORT: YELLOW/TRANSPARENT

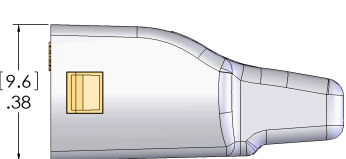
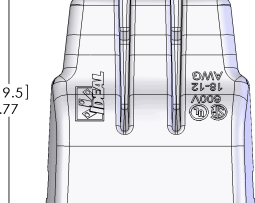
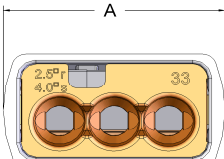
STANDARDS & SPECIFICATIONS:

UL 486C, UL 467 GROUNDING
CSA C22.2 #188
IEC 998-2-2
CE CERTIFIED
RoHS COMPLIANT
UL 94V-2 FLAME RATING
US PATENT 7,507,106
US & FOREIGN PATENTS PENDING

WIRE RANGE:

	3/8" to 1/2" STRIP (all Models)	3/8" STRIP (Models 32 and 34 only)
SOLID	12 - 20 AWG	12 - 22 AWG
STRANDED	12-14 AWG (≤19 STRAND) 16 AWG (≤19 STRAND) 18 AWG (7 STRAND)	12-14 AWG (≤19 STRAND) 16 AWG (≤26 STRAND) 18 AWG (≤19 STRAND)
TIN BONDED	14 - 18 AWG (≤19 STRAND)	14 - 20 AWG (≤19 STRAND)

DIMENSIONS:

	A (in)	A (mm)
Model 32	0.52	13.2
Model 33	0.69	17.6
Model 34	0.82	20.9

ORDERING INFO:

CATALOG #	MODEL	# PORTS	PACKAGE TYPE:	WEIGHT LBS (KG):
30-1632	32	2	5,000 PIECE CARTON	20.1 (9,1)
30-1633	33	3	5,000 PIECE CARTON	24.9 (11,3)
30-1634	34	4	5,000 PIECE CARTON	34.0 (15.5)

FACTORY CONTACT:

ENGINEERED SOLUTIONS
IDEAL INDUSTRIES, INC.
BECKER PLACE SYCAMORE IL
USA 60178
P: 1-800-324-9571
F: 1-888-222-6140
E: oem@idealindustries.com

SALES CONTACT:

X-ON Electronics

Largest Supplier of Electrical and Electronic Components

Click to view similar products for [Pluggable Terminal Blocks](#) category:

Click to view products by [Ideal Industries](#) manufacturer:

Other Similar products are found below :

[57.404.7553](#) [57.504.0053.7](#) [57.510.0053](#) [57.910.6153](#) [01.112.1453](#) [CTB932VE/6](#) [MC 1.5/ 6-ST-3.5 GY AU](#) [ET02015000J0G](#) [734-104](#) [734-302](#) [734-304](#) [8-141-P](#) [FKCT 2.5/ 3-ST KMGY](#) [860505](#) [860508](#) [860516](#) [860810](#) [861908](#) [GBPACX-12](#) [93.731.4953.0](#) [PV05-5,08-K](#) [PVP02-5,00](#) [PVP04-3,50](#) [PVS02-5,00](#) [1-1986160-3](#) [H-10](#) [1546228-5](#) [ELFH09150](#) [ELFH16150](#) [ELFP03110](#) [ELFT06250](#) [ELFT07250](#) [ELVF09400](#) [ELVP03100](#) [ELXH03100](#) [ELXH071G0E](#) [ELXP041G0](#) [ELXT046G0](#) [1700101](#) [1700410](#) [1700425](#) [1703176](#) [1705229](#) [1710175](#) [1714537](#) [1717806](#) [1719600](#) [1729386](#) [1734692](#) [1734795](#)