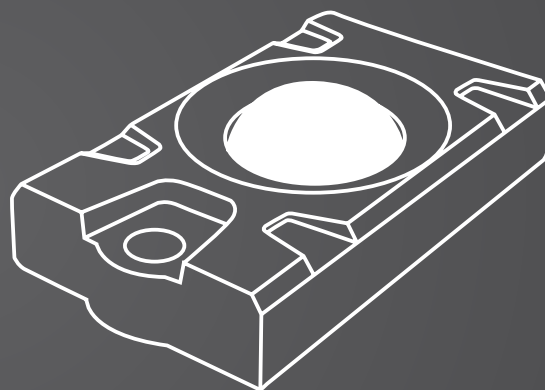


LEDDEX Value Line

LED Module for shallow signs

- _ Wide lighting angle - 160°
- _ High luminous efficiency - 75 lm/W
- _ CC driver
- _ 3 years warranty
- _ Can be cut between every module

3 YEAR
WARRANTY



LMV-LMIN-S-X1

GENERAL INFORMATION

FEATURES

- _High reliability LEDs
- _Wide lighting angle lens - 160°
- _Constant current driver (CC)
- _Can be cut between every module
- _Attached 3M double-sided adhesive tape

APPLICATIONS

- _Typically used in small sized signage
- _Can depth/returns: 40 - 80 mm
- _Shallow light boxes
- _Double-sided totems/pylons

VISUAL APPEARANCE



TECHNICAL SPECIFICATIONS

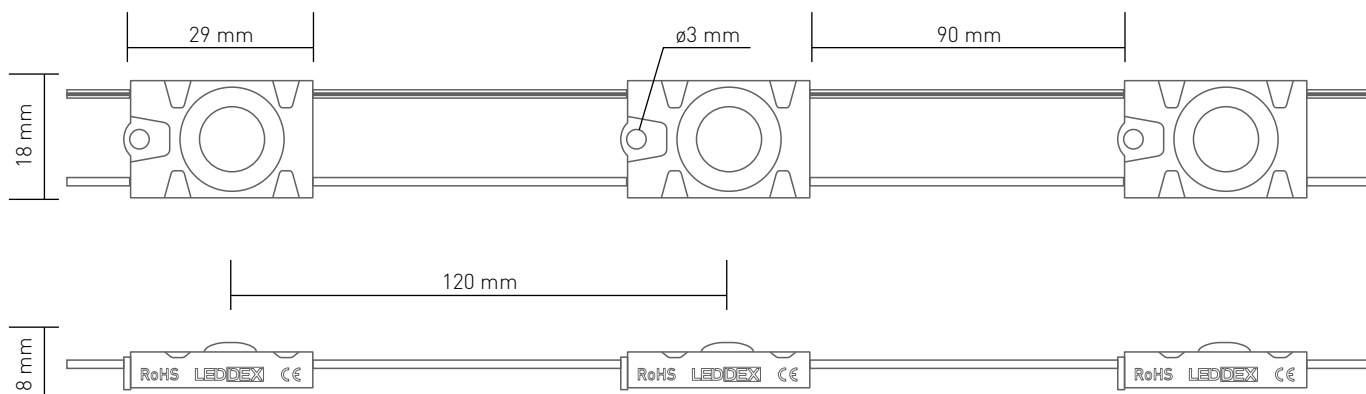
MAIN SPECIFICATIONS

| | |
|----------------------------------|----------------------------|
| Product code | LMV-LMIN-S-W1 |
| Available colors | white |
| Color temperature, K | 7000-8000K |
| Power, W | 0.36W |
| Typical luminous flux, lm | 27 lm |
| LED Type | 2835 |
| Dimensions | 29 x 18 x 8 mm |
| Protection class | IP65 - fully enclosed body |

OTHER SPECIFICATIONS

| | |
|----------------------------|--|
| Drivers | Constant current (CC), Dimming: available |
| Working temperature | -30C° ~ +50C° |
| Cable length | Cable: 90 mm, Between centers: 120 mm |
| Mounting | Double-sided adhesive tape and mounting hole |
| Packaging | 180 pcs. per bag, 1980 pcs. per outer carton |

TECHNICAL DRAWING



LMV-LMIN-S-X1

LAYOUT AND SIZE COMPARISON

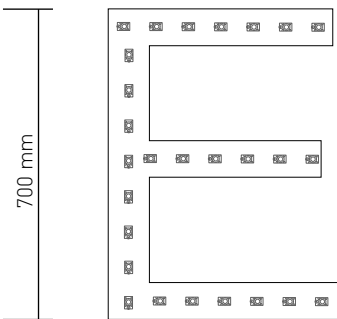
DEPTH RECOMMENDATION

VALUE SERIES LED MODULES

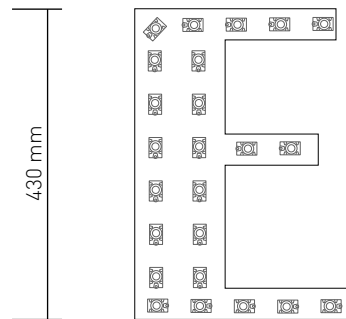
| Product | Letter / Lightbox / Projector sign depth, mm | | | | | | | | | | | | | | | | | | | | | | |
|---------------|--|----|----|----|----|----|-----|-----|-----|-----|-----|-----|-----|-----|-----|-----|-----|-----|-----|-----|-----|-----|---|
| | 40 | 50 | 60 | 70 | 80 | 90 | 100 | 110 | 120 | 130 | 140 | 150 | 160 | 170 | 180 | 190 | 200 | 210 | 220 | 230 | 240 | 250 | |
| LMV-MINI-X2 | ◆ | ◆ | ◆ | | | | | | | | | | | | | | | | | | | | |
| LMV-LMIN-S-X1 | ◆ | ◆ | ◆ | ◆ | ◆ | | | | | | | | | | | | | | | | | | |
| LMV-LMID-S-X3 | | ◆ | ◆ | ◆ | ◆ | ◆ | ◆ | ◆ | ◆ | ◆ | ◆ | ◆ | ◆ | ◆ | ◆ | ◆ | ◆ | ◆ | ◆ | ◆ | ◆ | ◆ | ◆ |
| LMV-LMAX-X3 | | | | | | ◆ | ◆ | ◆ | ◆ | ◆ | ◆ | ◆ | ◆ | ◆ | ◆ | ◆ | ◆ | ◆ | ◆ | ◆ | ◆ | ◆ | ◆ |

LAYOUT EXAMPLE

LMV-LMIN-S-X1 LED MODULE









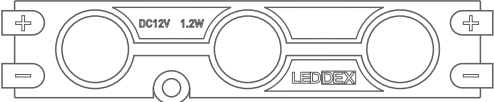

Height: 700 mm
Stroke: 80 mm
Depth: 50 mm
Brightness: ~1600 lx
Typeface: Arial



Height: 430 mm
Stroke: 125 mm
Depth: 40 mm
Brightness: ~2650 lx
Typeface: Britannic

SIZE COMPARISON

VALUE SERIES LED MODULES

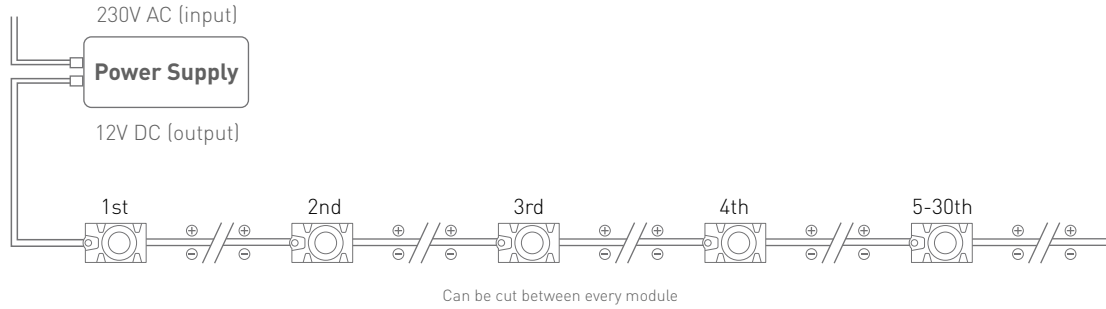
| Product | Actual proportions of the LED modules | |
|---------------|---|---|
| LMV-MINI-X2 |  |  |
| LMV-LMIN-S-X1 |  |  |
| LMV-LMID-S-X3 |  |  |
| LMV-LMAX-X3 |  |  |

LMV-LMIN-S-X1

CONNECTION IN SERIES AND PARALLEL

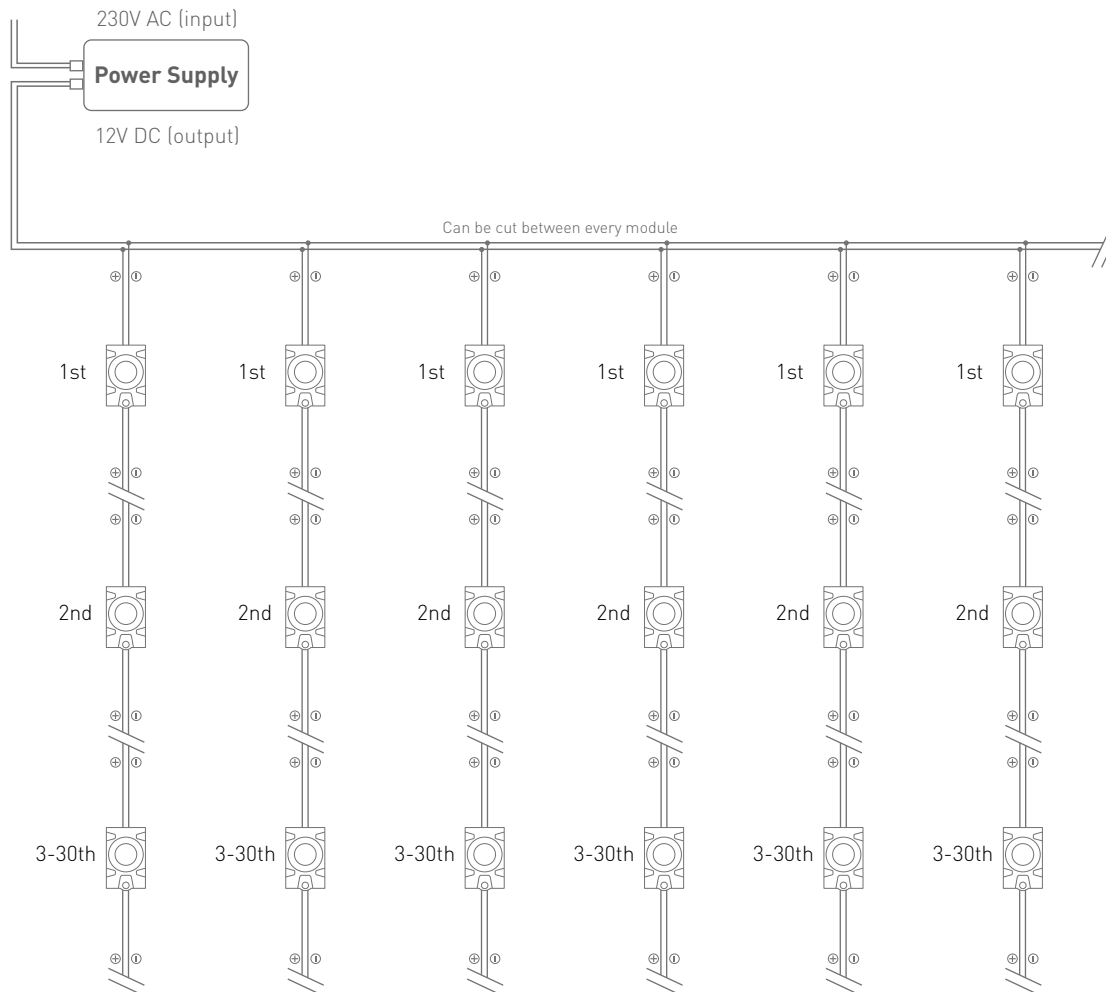
CONNECTION IN SERIES

IN SERIES



CONNECTION IN PARALLEL

IN PARALLEL



LMV-LMIN-S-X1

_POWER SUPPLIES AND PACKAGING

POWER SUPPLIES

MAX. NO. OF MODULES PER POWER SUPPLY

| Product | LPS-12V18W Power: 18W | LPS-12V60W Power: 60W | LPS-12V100W Power: 102W |
|-------------------------------|--------------------------|--------------------------|----------------------------|
| LMV-MINI-X2 (0.3W per pc.) | 50 | 167 | 278 |
| LMV-LMIN-S-X1 (0.36W per pc.) | 42 | 140 | 233 |
| LMV-LMID-S-X3 (0.72W per pc.) | 21 | 69 | 117 |
| LMV-LMAX-X3 (1.20W per pc.) | 13 | 42 | 70 |

PACKAGING

NO. OF MODULES PER PACKAGE

| Product | Plastic bag | Outer carton |
|---------------|-------------|--------------|
| LMV-MINI-X2 | 500 | 10000 |
| LMV-LMIN-S-X1 | 180 | 1980 |
| LMV-LMID-S-X3 | 100 | 2000 |
| LMV-LMAX-X3 | 30 | 1500 |

X-ON Electronics

Largest Supplier of Electrical and Electronic Components

Click to view similar products for [LED Lighting Bars and Strips](#) category:

Click to view products by [Leddex](#) manufacturer:

Other Similar products are found below :

[ZLF0310W62524](#) [LF1D-F2F-2W-300](#) [HH-SWW320F210W24-COB IP65](#) [HH-SNW320F210W12-COB IP65](#) [HH-SNW320F010W12-COB IP20](#) [HH-SNW320F210W24-COB IP65](#) [HH-SNW320F010W24-COB IP20](#) [HH-SNW528F210W12-COB IP65](#) [HH-SNW528F010W12-COB IP20](#) [HH-SNW528F010W24-COB IP20](#) [HH-SCW320F210W12-COB IP65](#) [HH-SCW320F010W12-COB IP20](#) [HH-SCW528F210W12-COB IP65](#) [HH-SCW528F010W12-COB IP20](#) [HH-SR528F010W12-COB IP20](#) [HH-SR528F010W24-COB IP20](#) [LF2D-EN2F-2W-A](#) [PUUA-100LLL-NK2P](#) [HC-F12V-3535 PCBA](#) [HC-F12V-WS2811-3535](#) [HC-F24V-6L-36LED-W-WS2821/IP20](#) [HC-F5V-144L-144LED-B-WS2813 IP20](#) [HC-F5V-144L-144LED-B-WS2813 IP65](#) [HC-F5V-144L-144LED-W/IP65](#) [HC-F5V-144L-144LED-W-WS2813 IP20](#) [HC-F5V-30L-30LED-B-WS2813 IP20](#) [HC-F5V-60L-60LED-B-WS2813 IP20](#) [HC-F5V-60L-60LED-W-WS2813 IP65](#) [HC-T12V-10L-30LED-W/IP20](#) [HC-T12V-16L-48LED-W/IP20](#) [HC-T12V-16L-48LED-W/IP65](#) [HC-T12V-20L-60LED-W/IP65](#) [LFBHL-SW860-24V-12D83-20](#) [LFBLL-SW860-24V-5S200-20-IC](#) [LFBML-MW827860-24V-12D83-20](#) [LFBML-SW827-24V-6S167-20](#) [LM-SAG1-W2](#) [LMV-MINI-W2](#) [LS-2835W120RN](#) [LS-2835W120RN1](#) [LS-2835W60RN2](#) [LS-2835WW120R-1](#) [LS-2835WW60RN](#) [LS-3014WW60RN](#) [LS-3014WW60RN3](#) [LS-3528W60RN-1](#) [LS-3528W60RN-2](#) [LS-5050F60R-2](#) [LS-5050F60RN-3](#) [LS-5050W30RN](#)