

# SKM 100GB176D



**SEMITRANS® 2**

## Trench IGBT Modules


**SKM 100GB176D**

### Features

- Homogeneous Si
- Trench = Trenchgate technology
- $V_{CE(sat)}$  with positive temperature coefficient
- High short circuit capability, self limiting to  $6 \times I_C$

### Typical Applications\*

- AC inverter drives mains 575 - 750 V AC
- Public transport (auxiliary syst.)



**GB**

Absolute Maximum Ratings		$T_{case} = 25^\circ\text{C}$ , unless otherwise specified		
Symbol	Conditions	Values	Units	
<b>IGBT</b>				
$V_{CES}$	$T_j = 25^\circ\text{C}$	1700	V	
$I_C$	$T_j = 150^\circ\text{C}$	$T_c = 25^\circ\text{C}$	125	A
		$T_c = 80^\circ\text{C}$	90	A
$I_{CRM}$	$I_{CRM} = 2 \times I_{Cnom}$	150	A	
$V_{GES}$		$\pm 20$	V	
$t_{psc}$	$V_{CC} = 1200\text{ V}; V_{GE} \leq 20\text{ V}; T_j = 125^\circ\text{C}$ $V_{CES} < 1700\text{ V}$	10	$\mu\text{s}$	
<b>Inverse Diode</b>				
$I_F$	$T_j = 150^\circ\text{C}$	$T_c = 25^\circ\text{C}$	100	A
		$T_c = 80^\circ\text{C}$	70	A
$I_{FRM}$	$I_{FRM} = 2 \times I_{Fnom}$	150	A	
$I_{FSM}$	$t_p = 10\text{ ms}; \text{sin.}$	$T_j = 150^\circ\text{C}$	720	A
<b>Module</b>				
$I_{t(RMS)}$		200	A	
$T_{vj}$		- 40 ... +150	$^\circ\text{C}$	
$T_{stg}$		- 40 ... +125	$^\circ\text{C}$	
$V_{isol}$	AC, 1 min.	4000	V	

Characteristics		$T_{case} = 25^\circ\text{C}$ , unless otherwise specified			
Symbol	Conditions	min.	typ.	max.	Units
<b>IGBT</b>					
$V_{GE(th)}$	$V_{GE} = V_{CE}, I_C = 3\text{ mA}$	5,2	5,8	6,4	V
$I_{CES}$	$V_{GE} = 0\text{ V}, V_{CE} = V_{CES}$			3	mA
$V_{CE0}$		$T_j = 25^\circ\text{C}$	1	1,2	V
		$T_j = 125^\circ\text{C}$	0,9	1,1	V
$r_{CE}$	$V_{GE} = 15\text{ V}$	$T_j = 25^\circ\text{C}$	13	16,7	m $\Omega$
		$T_j = 125^\circ\text{C}$	20	24	m $\Omega$
$V_{CE(sat)}$	$I_{Cnom} = 75\text{ A}, V_{GE} = 15\text{ V}$	$T_j = 25^\circ\text{C}_{chiplev.}$	2	2,45	V
		$T_j = 125^\circ\text{C}_{chiplev.}$	2,4	2,9	V
$C_{res}$	$V_{CE} = 25, V_{GE} = 0\text{ V}$	$f = 1\text{ MHz}$	5,7		nF
$C_{oes}$			0,28		nF
$C_{res}$			0,22		nF
$Q_G$	$V_{GE} = -8\text{V}/+15\text{V}$		620		nC
$R_{Gint}$	$T_j = 25^\circ\text{C}$		8,5		$\Omega$
$t_{d(on)}$	$R_{Gon} = 4,2\ \Omega$ $di/dt = 1680\text{ A}/\mu\text{s}$	$V_{CC} = 1200\text{V}$ $I_C = 75\text{A}$	280		ns
$t_r$			40		ns
$E_{on}$			44		mJ
$t_{d(off)}$	$R_{Goff} = 4,2\ \Omega$ $di/dt = 490\text{ A}/\mu\text{s}$	$T_j = 125^\circ\text{C}$ $V_{GE} = -15\text{V}$ $L_s = 20\text{ nH}$	680		ns
$t_f$			140		ns
$E_{off}$			28,5		mJ
$R_{th(j-c)}$	per IGBT			0,24	K/W

# SKM 100GB176D



**SEMITRANS® 2**

## Trench IGBT Modules

**SKM 100GB176D**

### Features

- Homogeneous Si
- Trench = Trenchgate technology
- $V_{CE(sat)}$  with positive temperature coefficient
- High short circuit capability, self limiting to  $6 \times I_C$

### Typical Applications\*

- AC inverter drives mains 575 - 750 V AC
- Public transport (auxiliary syst.



**GB**

Characteristics			min.	typ.	max.	Units
<b>Inverse Diode</b>						
$V_F = V_{EC}$	$I_{Fnom} = 75 \text{ A}; V_{GE} = 0 \text{ V}$	$T_j = 25 \text{ }^\circ\text{C}_{chiplev.}$		1,6	1,9	V
		$T_j = 125 \text{ }^\circ\text{C}_{chiplev.}$		1,6	1,9	V
$V_{F0}$		$T_j = 25 \text{ }^\circ\text{C}$		1,1	1,3	V
		$T_j = 125 \text{ }^\circ\text{C}$		0,9	1,1	V
$r_F$		$T_j = 25 \text{ }^\circ\text{C}$		6,7	8	mΩ
		$T_j = 125 \text{ }^\circ\text{C}$		9,3	11	mΩ
$I_{RRM}$	$I_F = 75 \text{ A}$	$T_j = 125 \text{ }^\circ\text{C}$		78,5		A
$Q_{rr}$	$di/dt = 1650 \text{ A}/\mu\text{s}$	$L_S = 20 \text{ nH}$		29,6		μC
$E_{rr}$	$V_{GE} = -15 \text{ V}; V_{CC} = 1200 \text{ V}$			21,4		mJ
$R_{th(j-c)D}$	per diode				0,45	K/W
<b>Module</b>						
$L_{CE}$					30	nH
$R_{CC'+EE'}$	res., terminal-chip	$T_{case} = 25 \text{ }^\circ\text{C}$		0,75		mΩ
		$T_{case} = 125 \text{ }^\circ\text{C}$		1		mΩ
$R_{th(c-s)}$	per module				0,05	K/W
$M_s$	to heat sink M6		3		5	Nm
$M_t$	to terminals M5		2,5		5	Nm
w					160	g

This is an electrostatic discharge sensitive device (ESDS), international standard IEC 60747-1, Chapter IX.

\* The specifications of our components may not be considered as an assurance of component characteristics. Components have to be tested for the respective application. Adjustments may be necessary. The use of SEMIKRON products in life support appliances and systems is subject to prior specification and written approval by SEMIKRON. We therefore strongly recommend prior consultation of our personal.

# SKM 100GB176D



**SEMITRANS® 2**

## Trench IGBT Modules

**SKM 100GB176D**

### Features

- Homogeneous Si
- Trench = Trenchgate technology
- $V_{CE(sat)}$  with positive temperature coefficient
- High short circuit capability, self limiting to  $6 \times I_C$

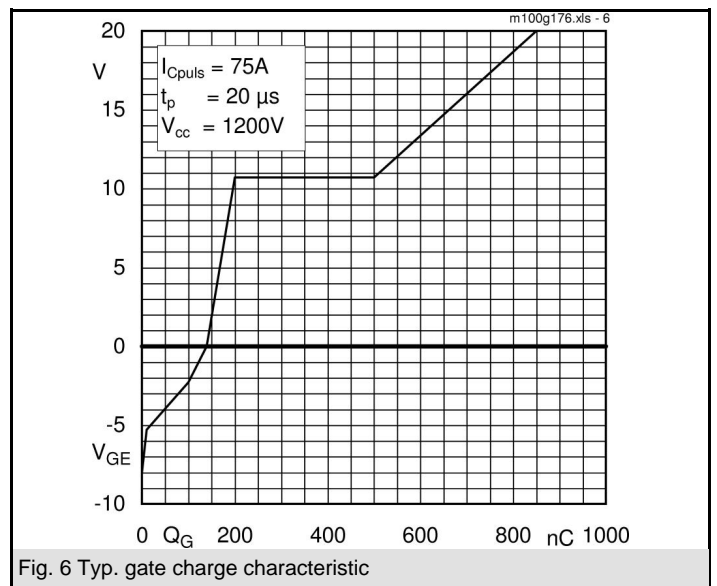
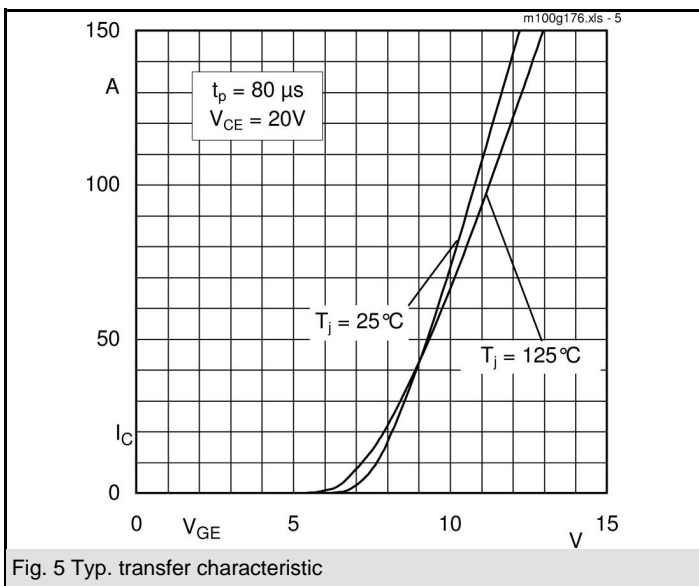
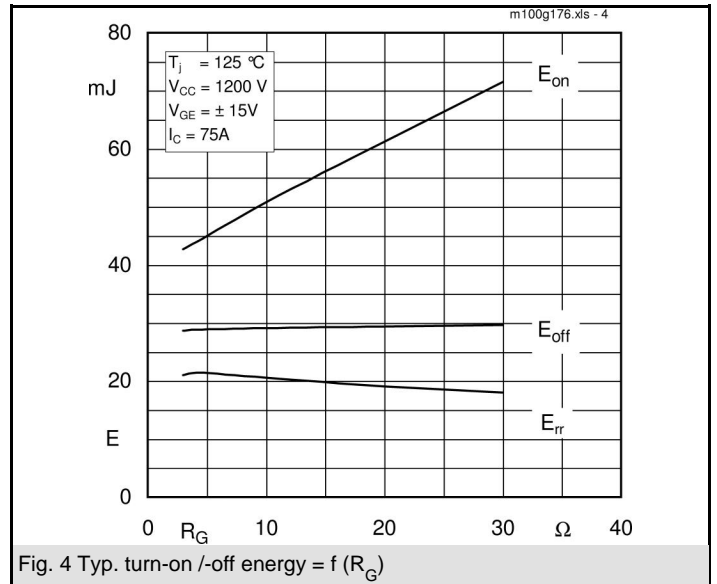
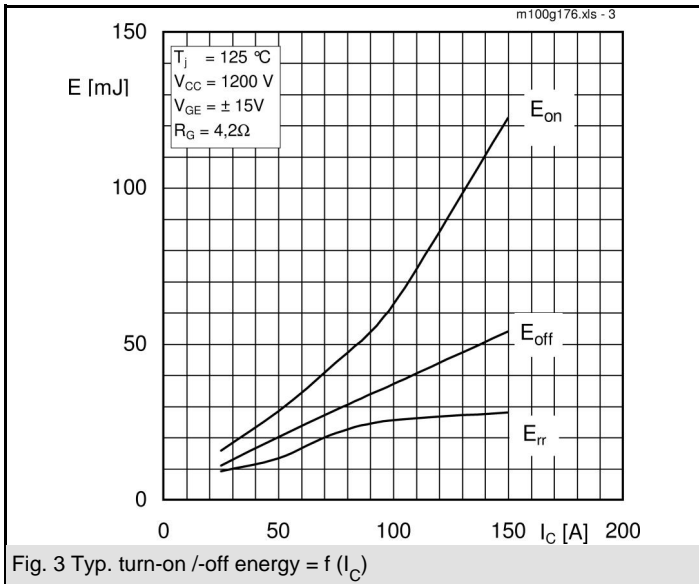
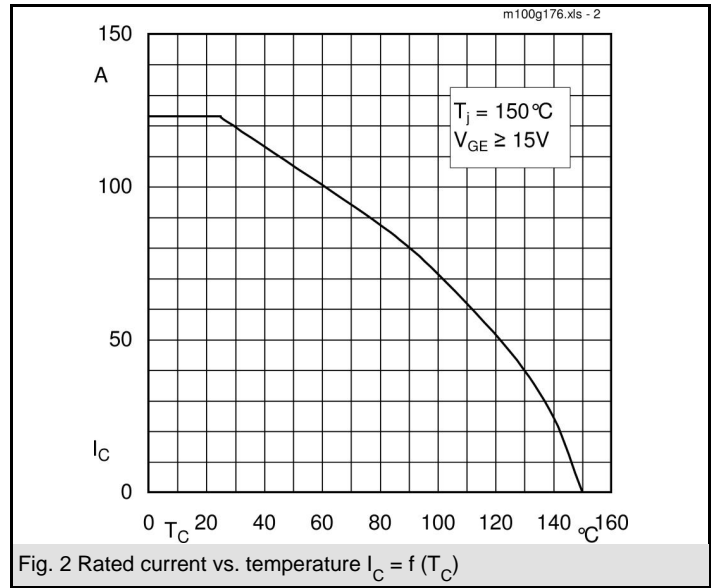
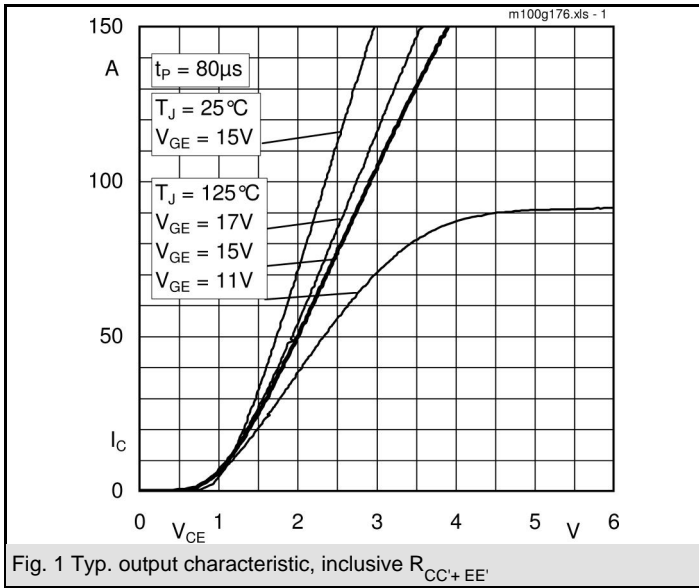
### Typical Applications\*

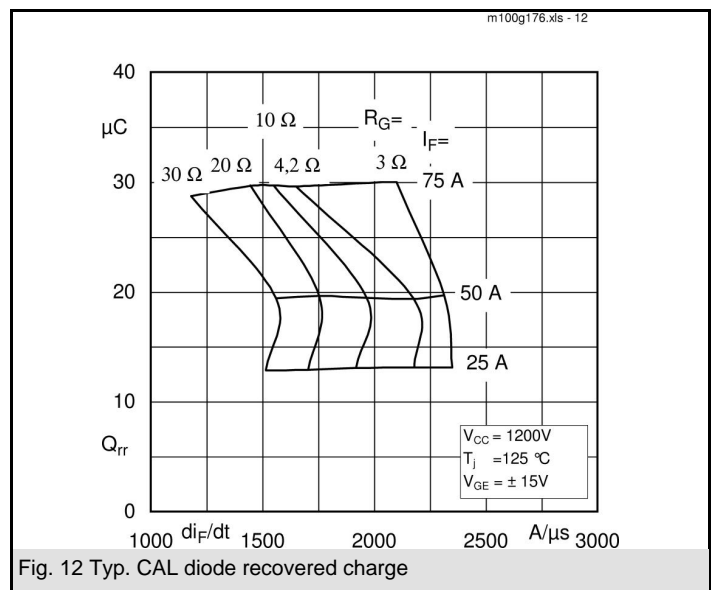
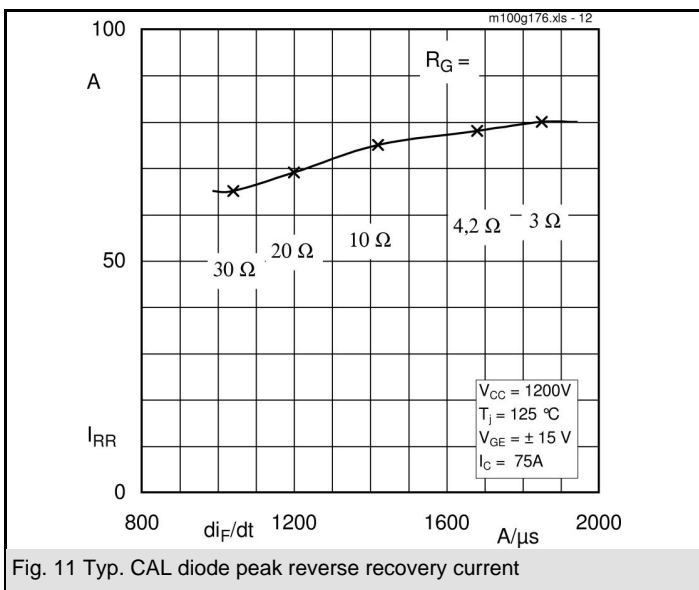
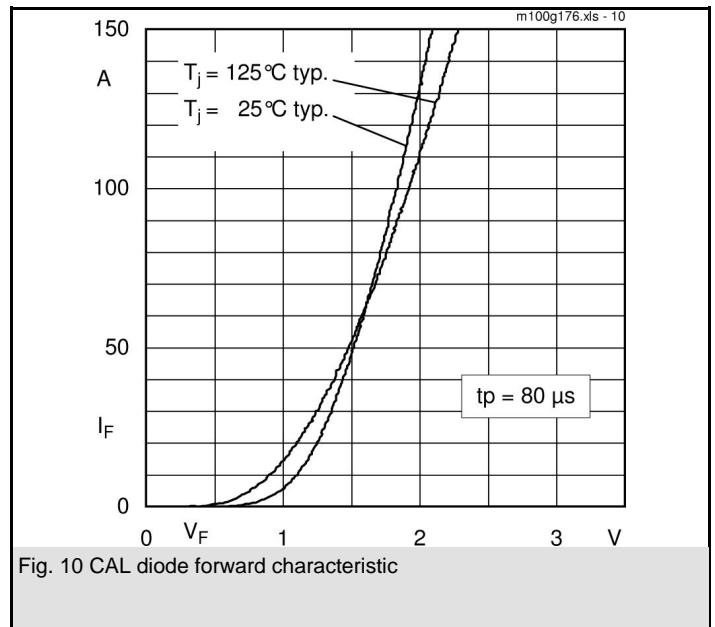
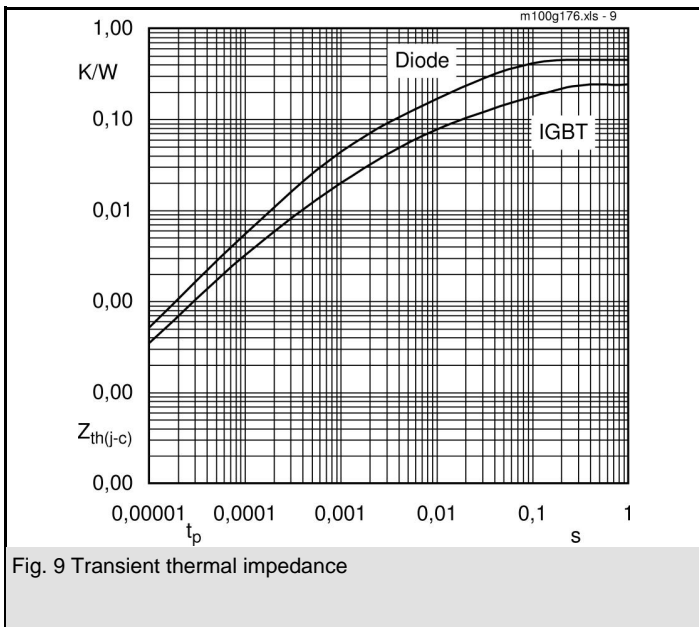
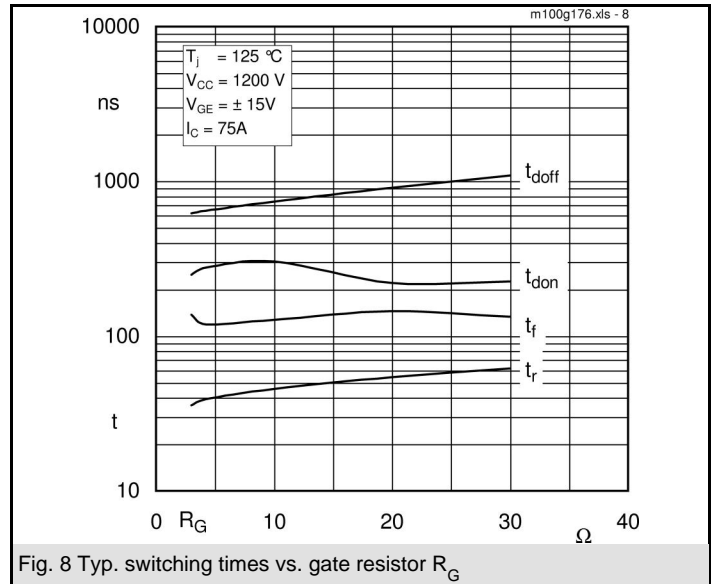
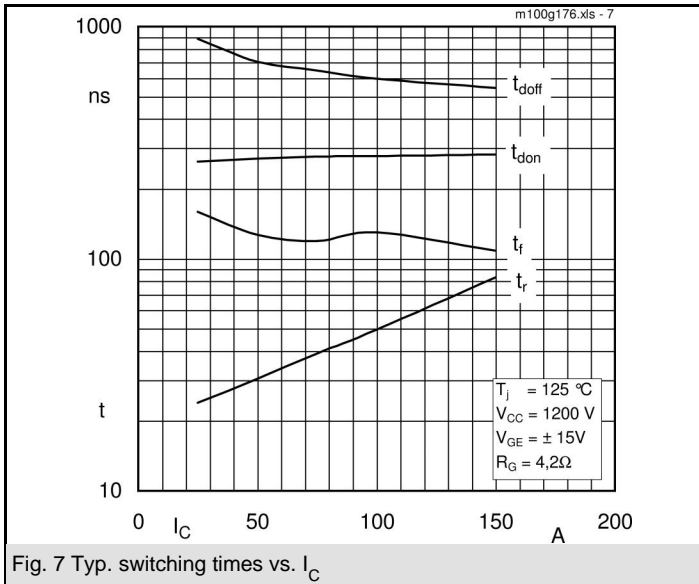
- AC inverter drives mains 575 - 750 V AC
- Public transport (auxiliary syst.

$Z_{th}$		Conditions	Values	Units
<b>Symbol</b>				
$Z_{th(j-c)I}$				
$R_{\theta j-c}$	$i = 1$		160	mk/W
$R_{\theta j-c}$	$i = 2$		60	mk/W
$R_{\theta j-c}$	$i = 3$		16,5	mk/W
$R_{\theta j-c}$	$i = 4$		3,5	mk/W
$\tau_{th j-c}$	$i = 1$		0,1056	s
$\tau_{th j-c}$	$i = 2$		0,009	s
$\tau_{th j-c}$	$i = 3$		0,0011	s
$\tau_{th j-c}$	$i = 4$		0,0005	s
<b>Symbol</b>				
$Z_{th(j-c)D}$				
$R_{\theta j-c}$	$i = 1$		270	mk/W
$R_{\theta j-c}$	$i = 2$		139	mk/W
$R_{\theta j-c}$	$i = 3$		37	mk/W
$R_{\theta j-c}$	$i = 4$		4	mk/W
$\tau_{th j-c}$	$i = 1$		0,0475	s
$\tau_{th j-c}$	$i = 2$		0,0104	s
$\tau_{th j-c}$	$i = 3$		0,0011	s
$\tau_{th j-c}$	$i = 4$		0,0003	s



**GB**





# SKM 100GB176D

UL Recognized

CASED61

File no. E 63 532



Case D 61



GB

Case D 61

## X-ON Electronics

Largest Supplier of Electrical and Electronic Components

*Click to view similar products for [IGBT Modules category](#):*

*Click to view products by [Semikron manufacturer](#):*

Other Similar products are found below :

[F3L100R07W2E3\\_B11](#) [F3L15R12W2H3\\_B27](#) [F3L400R07ME4\\_B22](#) [F3L400R12PT4\\_B26](#) [F4-100R12KS4](#) [F4-50R07W2H3\\_B51](#) [F4-75R12KS4\\_B11](#) [FB15R06W1E3](#) [FB20R06W1E3\\_B11](#) [FD1000R33HE3-K](#) [FD300R06KE3](#) [FD300R12KE3](#) [FD300R12KS4\\_B5](#) [FD400R12KE3](#) [FD400R33KF2C-K](#) [FD401R17KF6C\\_B2](#) [FD-DF80R12W1H3\\_B52](#) [FF100R12KS4](#) [FF1200R17KE3\\_B2](#) [FF150R12KE3G](#) [FF200R06KE3](#) [FF200R06YE3](#) [FF200R12KT3](#) [FF200R12KT3\\_E](#) [FF200R12KT4](#) [FF200R17KE3](#) [FF300R06KE3\\_B2](#) [FF300R12KE4\\_E](#) [FF300R12KS4HOSA1](#) [FF300R12ME4\\_B11](#) [FF300R12MS4](#) [FF300R17ME4](#) [FF450R12ME4P](#) [FF450R17IE4](#) [FF600R12IE4V](#) [FF600R12IP4V](#) [FF800R17KP4\\_B2](#) [FF900R12IE4V](#) [MIXA30W1200TED](#) [MIXA450PF1200TSF](#) [FP06R12W1T4\\_B3](#) [FP100R07N3E4](#) [FP100R07N3E4\\_B11](#) [FP10R06W1E3\\_B11](#) [FP10R12W1T4\\_B11](#) [FP10R12YT3](#) [FP10R12YT3\\_B4](#) [FP150R07N3E4](#) [FP15R12KT3](#) [FP15R12W2T4](#)