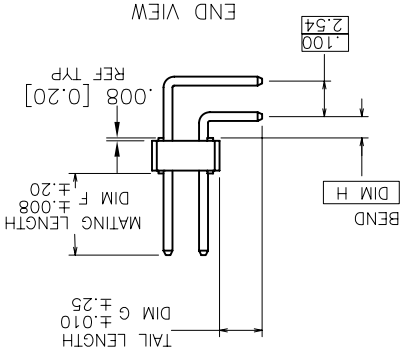
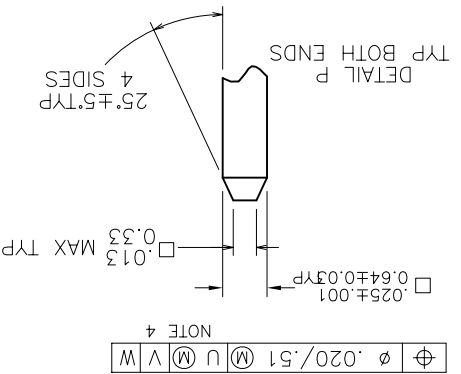
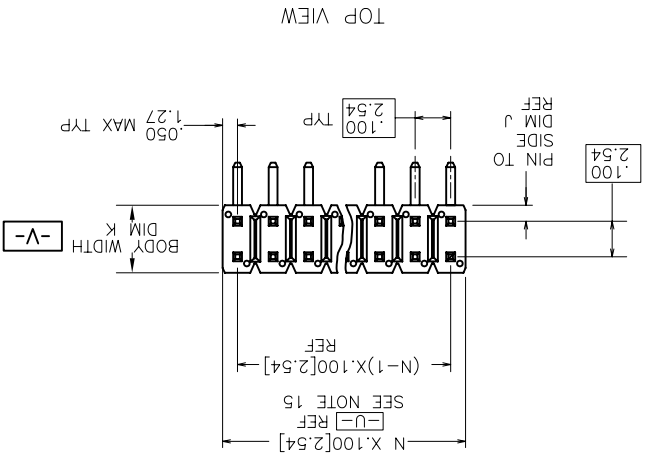
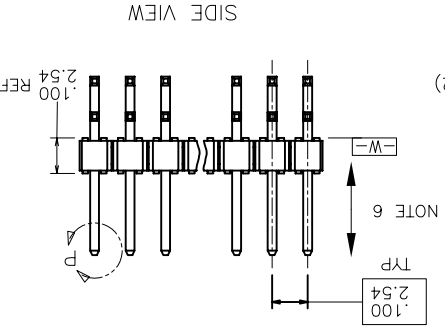




PRODUCT NUMBER  
XXXXX-XXX HTLF  
LEAD FREE OPTION  
SEE NOTE 1.8  
TUBE PACKAGING OPTION  
SEE NOTE 1  
HIGH TEMPERATURE PLASTIC  
SEE NOTE 1  
NO OF  
POSITIONS  
SEE NOTE 1  
PIN PLATING  
SEE SHEET 2  
BASE PART NO.

88020-X XX-XXX XXX LF  
TAIL LENGTH (EXAMPLE BELOW)  
3.0mm=030 12.8mm=128 (SEE NOTE 11 & 12)  
MATTING LENGTH (EXAMPLE BELOW)  
5.0mm=050 25.5mm=255 (SEE NOTE 11 & 12)  
TOTAL NUMBER OF POSITION  
FROM 2(2x1) THRU 72 (2X36)  
PIN PLATING (SEE NOTE 9)  
1=0.76µm Au  
4= PURE TIN  
8=0.36µm Au  
BASE PART NO.

Rev	ecn no	date	Dr	D.WHITING	03/08/93	Surface 6.4 tolerance std ISO 406 ISO 1101	TOLERANCES UNLESS OTHERWISE SPECIFIED	projection	INCH/MM
BK	ELX-N-16105	ZK	2013-10-22	Eng	T.HANNA	03/08/93	ANGULAR	size	A4
BL	ELX-N-19718	JH	2014-12-11	Chr	T.BREVNAKER	03/08/93	LINEAR	ECN	1.000
BM	ELX-N-20595	JH	2015-03-30	Appr	T.HANNA	03/08/93	Product family	Spec ref	
BG	M08-0331	MHT	12/01/08				BERGSTIK		
BH	M09-0105	MHT	7/10/09						
BJ	M11-0118	JZ	2011-04-12						
title	catalog no	Product-Customer Dwg							
BERGSTIK II HEADER	.100/2.54cc DR R/A	sheet 1 of 5							
68020		Rev. BM							



A B C D

1 2 3 4

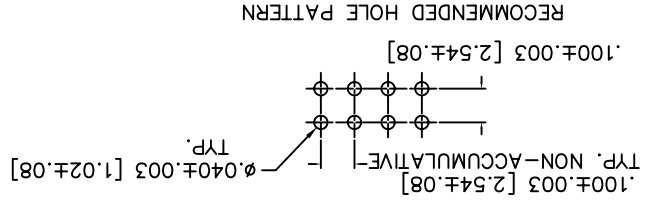


PIN PLATING CODES:

XXXX-1Y	30u"/0.76u MIN (SEE NOTE 9) OVER 50u"/1.27u MIN N!
XXXX-2Y	15u"/0.58u MIN (SEE NOTE 9) OVER 50u"/1.27u MIN N!
XXXX-3Y	50u"/1.27u MIN (SEE NOTE 9) OVER 50u"/1.27u MIN N!
XXXX-4Y	100u"/2.54u MIN Sn OVER 50u"/1.27u MIN N! (SEE NOTE 10)
XXXX-5Y	15u"/0.58u MIN (SEE NOTE 9) OVER 50u"/1.27u MIN N!
XXXX-6Y	30u"/0.76u MIN (SEE NOTE 9) OVER 50u"/1.27u MIN N!
XXXX-7Y	30u"/0.76u MIN (SEE NOTE 9) OVER 50u"/1.27u MIN N!
XXXX-8Y	15u"/0.58u MIN (SEE NOTE 9) OVER 50u"/1.27u MIN N!
XXXX-9Y	15u"/0.58u MIN (SEE NOTE 9) OVER 50u"/1.27u MIN N!
XXXX-0Y	30u"/0.76u MIN (SEE NOTE 9) OVER 50u"/1.27u MIN N!

- ① PART NUMBER OPTIONS:
- PIN PLATING CODES (SEE ABOVE)
- HIGH TEMP. MATERIAL: PART NUMBERS WITH AND WITHOUT 'H' WILL BE SUPPLIED WITH NUMBER OF POSITION: EVEN NUMBER OF POSITIONS FROM 2 (2X1) THRU 72 (2X36). PACKAGING: PACKAGED IN POLY BAGS. EIGHT DIGIT PART NUMBERS FOLLOWED BY A 'T' ARE PACKAGED IN TUBES. SEE SPECIFIC PART NUMBERS FOR AVAILABILITY. LEAD FREE: ADD 'HLF' SUFFIX AT THE END OF PART NUMBER FOR LEAD FREE OPTION, NOT AVAILABLE FOR -5Y, -5YH, -6Y & -6YH.
- ② BODY MATERIAL: MANUFACTURER'S OPTION OF NYLON, PCT GLASS FIBER REINFORCED, OR MINERAL FILLED LCP FLAME RETARDANT PER UL-94V-0. COLOR: BLACK.
- PART NUMBERS WITH AND WITHOUT 'H' SUFFIX WILL WITHSTAND EXPOSURE TO 260°C PEAK TEMPERATURE FOR 20 SECONDS IN WAVE SOLDER, INFRARED OR VAPOR PHASE SOLDER PROCESS.
- ③ PIN MATERIAL: PHOS-BRONZE.
- ④ MEASURED WITH PART IN RESTRAINED CONDITION.
- ⑤ TWO SIDES OF PIN TIPS NOT PLATED. TYPICAL BOTH ENDS.
- ⑥ 2LBS/0.9KG MIN PIN RETENTION IN EITHER DIRECTION.
7. MILITARY BERGSTIK HEADER  
P/N XXXXX-XY-MIL  
NOT AVAILABLE.

- ⑧ THESE PRODUCTS MEETS EUROPEAN UNION DIRECTIVES AND OTHER COUNTRY REGULATION AS DESCRIBED IN GS-22-008.
- ⑨ PLATING OPTIONS: PERFORMANCE PLATING WILL BE EITHER GOLD OR GXT ON POST OR TAIL. OPTIONALLY (78~295u"/2~7.5u) TIN ON TAIL.
- ⑩ THIS PRODUCT HAS 100% TIN PLATING IN THE INTERFACE AND HAS NOT BEEN TESTED FOR WHISKER GROWTH IN ALL INTERCONNECT ENVIRONMENTS.
- ⑪ THE DAL DON'T EXCEED 31mm  
DAL = MATTING DIM + TAIL DIM + 4.0mm <= 31mm WHERE THE SUM OF TAIL LEGTH DON'T EXCEED 27mm TAIL  
TAIL LENGTH MIN 2.00mm TAIL LENGTH MAX 10.4mm  
MATTING LENGTH MIN 1.5mm MATTING LENGTH MAX 25.4mm
- ⑫ INCREMENTS BY 0.1mm IN LENGTH ONLY
- ⑬ FOR SPECIAL PACKAGING REQUEST PLEASE CONTACT PRODUCT MANAGER FOR AVAILABILITY
- ⑭ BEND DIMENSION AT 1.5mm ONLY
- ⑮ TO DETERMINE DIMENSIONS:  
N=NUMBER OF POSITION PER ROW  
EXAMPLE: 10 POS. N X .100/2.54



www.fciconnect.com		TOLERANCES UNLESS OTHERWISE SPECIFIED		tolerance std		ISD 406 ISD 110		projection		INCH/MM	
Dr	D.WIGHTING	03/08/93	ANGULAR	0X	±0.3	size		A4		Scale 1:000	
Eng	THANNA	03/08/93	LINEAR	0XX	±0.15	Product family		BERGSTIK		Spec ref	
Chr	T.BREVMARKER	03/08/93	° ±°	0XXX	±0.05	Product family		BERGSTIK		ECN	
Appr	THANNA	03/08/93	Product family	BERGSTIK		Product family		BERGSTIK		Spec ref	
title		catalog no		Part no		Rev		BM		Rev	
BERGSTIK® II HEADER		.100/2.54cc DR R/A		68020		68020		68020		68020	

Copyright FCI



PRODUCT NUMBER	MATING LENGTH	TAIL LENGTH	BEND DIM.	PIN TO SIDE	BODY WIDTH	DIM F	DIM F	DIM G	DIM G	DIM H	DIM H	DIM J	DIM J	DIM K	DIM K	ENGLISH METRIC	ENGLISH METRIC	ENGLISH METRIC	ENGLISH METRIC	ENGLISH METRIC	ENGLISH METRIC
68020-XYX	0.230	5.84	0.095	2.41	0.060	1.52	0.045	1.14	0.190	4.83	POLY BAGS/TUBES	NOTE 1,8									
68021-XYX	0.230	5.84	0.120	3.05	0.060	1.52	0.045	1.14	0.190	4.83	POLY BAGS										
68022-XYX	0.318	8.08	0.110	2.79	0.060	1.52	0.070	1.78	0.240	6.10	POLY BAGS										
68025-XYX	0.230	5.84	0.195	4.95	0.060	1.52	0.045	1.14	0.190	4.83	POLY BAGS										
68405-XYX	0.230	5.84	0.095	2.41	0.060	1.52	0.070	1.78	0.240	6.10	POLY BAGS										
68452-XYX	0.380	9.65	0.110	2.79	0.060	1.52	0.070	1.78	0.240	6.10	POLY BAGS										
68459-XYX	0.318	8.08	0.150	3.81	0.060	1.52	0.070	1.78	0.240	6.10	POLY BAGS/TUBES										
68462-XYX	0.400	10.16	0.120	3.05	0.060	1.52	0.045	1.14	0.190	4.83	POLY BAGS										
68463-XYX	0.230	5.84	0.110	2.79	0.060	1.52	0.070	1.78	0.240	6.10	POLY BAGS										
68480-XYX	0.318	8.08	0.110	2.79	0.060	1.52	0.045	1.14	0.190	4.83	POLY BAGS										
68492-XYX	0.230	5.84	0.150	3.81	0.060	1.52	0.070	1.78	0.240	6.10	POLY BAGS										
68493-XYX																					
UNAVAILABLE																					
68695-XYX	0.230	5.84	0.090	2.29	0.060	1.52	0.045	1.14	0.190	4.83	POLY BAGS										
68696-XYX	0.318	8.08	0.125	3.18	0.060	1.52	0.045	1.14	0.190	4.83	POLY BAGS										
68697-XYX	0.230	5.84	0.125	3.18	0.060	1.52	0.045	1.14	0.190	4.83	POLY BAGS										
68715-XYX	0.138	3.51	0.138	3.51	0.060	1.52	0.045	1.14	0.190	4.83	POLY BAGS										
68728-XYX																					
UNAVAILABLE																					
69186-XYX																					
72240-XYX	0.550	13.97	0.120	3.05	0.060	1.52	0.070	1.78	0.240	6.10	POLY BAGS										
72261-XYX	0.100	2.54	0.100	2.54	0.060	1.52	0.045	1.14	0.190	4.83	POLY BAGS										
72324-XYX	0.550	13.97	0.260	6.60	0.060	1.52	0.070	1.78	0.240	6.10	POLY BAGS										
72410-XYX	0.120	3.05	0.350	8.89	0.120	3.05	0.070	1.78	0.240	6.10	POLY BAGS										
74430-XYX	0.000	0.00	0.233	5.92	0.060	1.52	0.045	1.14	0.190	4.83	POLY BAGS										

NOTE 1,8

NOTE 1,8

www.fciconnect.com		TOLERANCES UNLESS OTHERWISE SPECIFIED		tolerance std		ISD 1302		ISD 406		ISD 110		projection		INCH/MM		
Dr	D\WHITING	03/08/93	ANGULAR	LINEAR	0X	±0.3	0X	±0.15	ECN	A4	size	Scale	1.000	Product family	BERGSTIK	
Chr	T.BREVMARKER	03/08/93	0° ±0°	0XXX	±0.05	Product no	100/2.54cc DR R/A	Product-Customer Draw	68020	Sheet 3 of 5	Rev	BM	Product-Customer Draw	68020	Sheet 3 of 5	
Appr	THANNA	03/08/93	Product family		BERGSTIK		Product-Customer Draw		68020		Rev		Product-Customer Draw		Sheet 3 of 5	



PRODUCT NUMBER	MATING LENGTH	TAIL LENGTH	BEND DIM.	PIN TO SIDE	BODY WIDTH	LF	OPTION
78576-XXX	DIM F 3.05	DIM G 0.120	DIM H 3.05	DIM J 1.52	DIM K 0.660	DIM L 1.78	POLY BAGS
78923-XXX	DIM F 0.240	DIM G 6.10	DIM H 0.095	DIM J 2.41	DIM K 0.660	DIM L 1.78	POLY BAGS
78951-XXX	DIM F 0.500	DIM G 12.70	DIM H 3.05	DIM J 1.52	DIM K 0.660	DIM L 1.14	POLY BAGS
79200-XXX	DIM F 0.155	DIM G 5.94	DIM H 0.280	DIM J 7.11	DIM K 0.660	DIM L 1.78	POLY BAGS
79201-XXX	DIM F 0.225	DIM G 5.72	DIM H 0.280	DIM J 7.11	DIM K 0.660	DIM L 1.78	POLY BAGS
79202-XXX	DIM F 0.245	DIM G 6.22	DIM H 0.280	DIM J 7.11	DIM K 0.660	DIM L 1.78	POLY BAGS
79203-XXX	DIM F 0.315	DIM G 8.00	DIM H 0.280	DIM J 7.11	DIM K 0.660	DIM L 1.78	POLY BAGS
79204-XXX	DIM F 0.177	DIM G 4.50	DIM H 0.410	DIM J 10.41	DIM K 0.660	DIM L 1.78	POLY BAGS
79205-XXX	DIM F 0.25	DIM G 6.35	DIM H 0.410	DIM J 10.41	DIM K 0.660	DIM L 1.78	POLY BAGS
79206-XXX	DIM F 0.315	DIM G 8.00	DIM H 0.410	DIM J 10.41	DIM K 0.660	DIM L 1.78	POLY BAGS
79248-XXX							UNAVAILABLE
79257-XXX	DIM F 0.230	DIM G 5.84	DIM H 0.120	DIM J 3.05	DIM K 0.060	DIM L 1.78	POLY BAGS/TUBES
79258-XXX	DIM F 0.318	DIM G 8.08	DIM H 0.120	DIM J 3.05	DIM K 0.060	DIM L 1.78	POLY BAGS/TUBES
79807-XXX							UNAVAILABLE
79841-XXX	DIM F 0.060	DIM G 1.52	DIM H 0.230	DIM J 5.84	DIM K 0.060	DIM L 1.78	POLY BAGS
86385-XXX	DIM F 0.260	DIM G 6.6	DIM H 0.120	DIM J 3.05	DIM K 0.060	DIM L 1.78	POLY BAGS
86840-XXX	DIM F 0.318	DIM G 8.08	DIM H 0.230	DIM J 5.84	DIM K 0.060	DIM L 1.78	POLY BAGS
86867-XXX							UNAVAILABLE
88822-XXX	DIM F 0.318	DIM G 8.08	DIM H 0.080	DIM J 2.03	DIM K 0.660	DIM L 1.78	POLY BAGS
89292-XXX	DIM F 0.120	DIM G 3.05	DIM H 0.300	DIM J 7.62	DIM K 0.120	DIM L 1.14	POLY BAGS
90234-XXX	DIM F 0.130	DIM G 3.30	DIM H 0.195	DIM J 4.95	DIM K 0.660	DIM L 1.14	POLY BAGS
92634-XXX	DIM F 0.318	DIM G 8.08	DIM H 0.318	DIM J 8.08	DIM K 0.060	DIM L 1.14	POLY BAGS
93162-XXX	DIM F 0.230	DIM G 5.84	DIM H 0.400	DIM J 10.16	DIM K 0.150	DIM L 3.81	POLY BAGS
93932-XXX	DIM F 0.200	DIM G 5.08	DIM H 0.120	DIM J 3.05	DIM K 0.660	DIM L 1.78	POLY BAGS
93939-XXX	DIM F 0.160	DIM G 4.06	DIM H 0.120	DIM J 3.05	DIM K 0.060	DIM L 1.78	POLY BAGS
94687-XXX	DIM F 0.430	DIM G 10.92	DIM H 0.230	DIM J 5.84	DIM K 0.660	DIM L 1.52	POLY BAGS
94688-XXX	DIM F 0.385	DIM G 9.78	DIM H 0.280	DIM J 7.11	DIM K 0.660	DIM L 1.52	POLY BAGS

NOTE 1,8

NOTE 1,8

www.fciconnect.com		Surface ISD 1302		TOLERANCES UNLESS OTHERWISE SPECIFIED	
Dr D.W/HTING		03/08/93		ANGULAR	
Chr T.BREVMAKER		03/08/93		LINEAR	
Appr THANNA		03/08/93		Product family BERGSTIK	
Product no		100/2.54cc DR R/A		Title BERGSTIK II HEADER	
Product-Customer Draw		68020		Rev. BM	
Sheet 4 of 5		Product-Customer Draw		Sheet 4 of 5	

D

C

B

A



Copyright FCI.

C

B

A

REV F - 004-017

1

2

3

4

Appr: THANNA 03/08/93		Title: BERGSTIK® II HEADER 100/2.54cc DR R/A 68020		Catalog no:	
Chr: T.BREVMARKER 03/08/93		Product family: BERGSTIK		Product-Customer Dwg no:	
Eng: THANNA 03/08/93		Product: ANGULAR		Product-Customer Dwg sheet 5 of 5	
Dr: D.WHITING 03/08/93		Product: LINEAR		Rev: BM	
TOLERANCES UNLESS OTHERWISE SPECIFIED		TOLERANCES UNLESS OTHERWISE SPECIFIED		Spec ref: ECN	
Surface ISD 1302		TOLERANCES UNLESS OTHERWISE SPECIFIED		Scale: 1.000	
www.fciconnect.com		TOLERANCES UNLESS OTHERWISE SPECIFIED		size: A4	
ISD 406 ISD 110		TOLERANCES UNLESS OTHERWISE SPECIFIED		projection: INCH/MM	

PDS: Rev:BM STATUS:Released Printed: Apr 09, 2015

PRODUCT NUMBER	MATING LENGTH	TAIL LENGTH	BEND DIM.	PIN TO SIDE	BODY WIDTH	LF	OPTION
DIM F	DIM F	DIM G	DIM H	DIM J	DIM K	DIM K	DIM K
ENGLISH METRIC	ENGLISH METRIC	ENGLISH METRIC	ENGLISH METRIC	ENGLISH METRIC	ENGLISH METRIC	ENGLISH METRIC	ENGLISH METRIC
95035-XYH	0.230	5.84	0.400	10.16	0.060	1.52	0.045
95182-XYH	0.400	10.16	0.110	2.79	0.060	1.52	0.070
98358-XYH	0.205	5.21	0.410	10.41	0.060	1.52	0.070
98359-XYH	0.275	6.99	0.410	10.41	0.060	1.52	0.070
68020-144-095030LF	.374	9.50	0.118	3.00	0.060	1.52	0.070
95035-XYH	0.230	5.84	0.400	10.16	0.060	1.52	0.045
95182-XYH	0.400	10.16	0.110	2.79	0.060	1.52	0.070
98358-XYH	0.205	5.21	0.410	10.41	0.060	1.52	0.070
98359-XYH	0.275	6.99	0.410	10.41	0.060	1.52	0.070
68020-144-095030LF	.374	9.50	0.118	3.00	0.060	1.52	0.070

OB NOTE 1,8

1

2

3

4

C

B

A

## X-ON Electronics

Largest Supplier of Electrical and Electronic Components

*Click to view similar products for [Headers & Wire Housings](#) category:*

*Click to view products by [FCT Electronics](#) manufacturer:*

Other Similar products are found below :

[95000-104TRLF](#) [10135584-644402LF](#) [DF62W-EP2022PCA](#) [95000-106TRLF](#) [DF62W-2022SCA](#) [DF62W-EP2022PC](#) [2203348](#) [DF62W-2022SC](#) [1084018](#) [1029039](#) [1084017](#) [802-10-012-10-002000](#) [1112640](#) [1112639](#) [000-34000](#) [0009482033](#) [0009507031](#) [57102-S06-03LF](#) [57202-S52-04LF](#) [PCN6-15S-2.5E](#) [0039019024](#) [58102-G61-06LF](#) [582553-1](#) [0009485154](#) [0009508121](#) [0022285053](#) [0050291907](#) [018731A](#) [LY20-4P-DT1-P1E-BR](#) [02.125.8002.8](#) [60101931](#) [60598-1 \(Cut Strip\)](#) [M1625-3R/100](#) [61062-3](#) [61082-181009](#) [636-1427](#) [638009-1](#) [641938-9](#) [641991-4](#) [644168-1](#) [647662-1](#) [65039-019ELF](#) [65781-018](#) [65781-047](#) [65817-002LF](#) [65817-015LF](#) [65863-015LF](#) [66207-023LF](#) [67016-026LF](#) [67046-001LF](#)