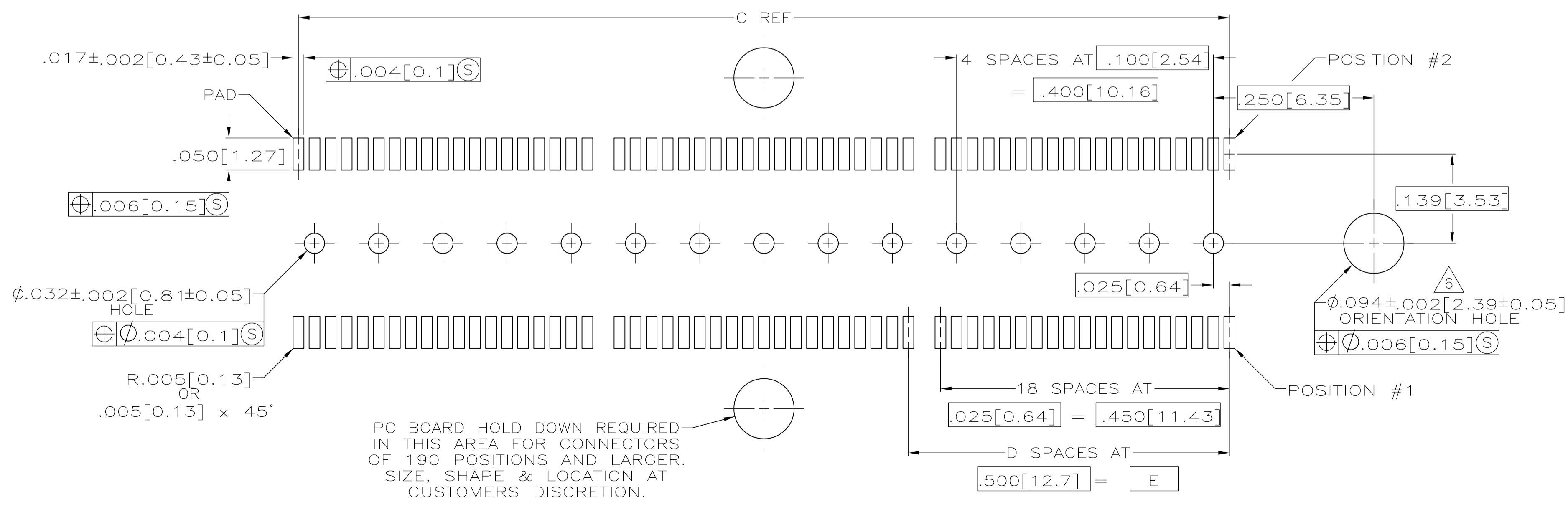
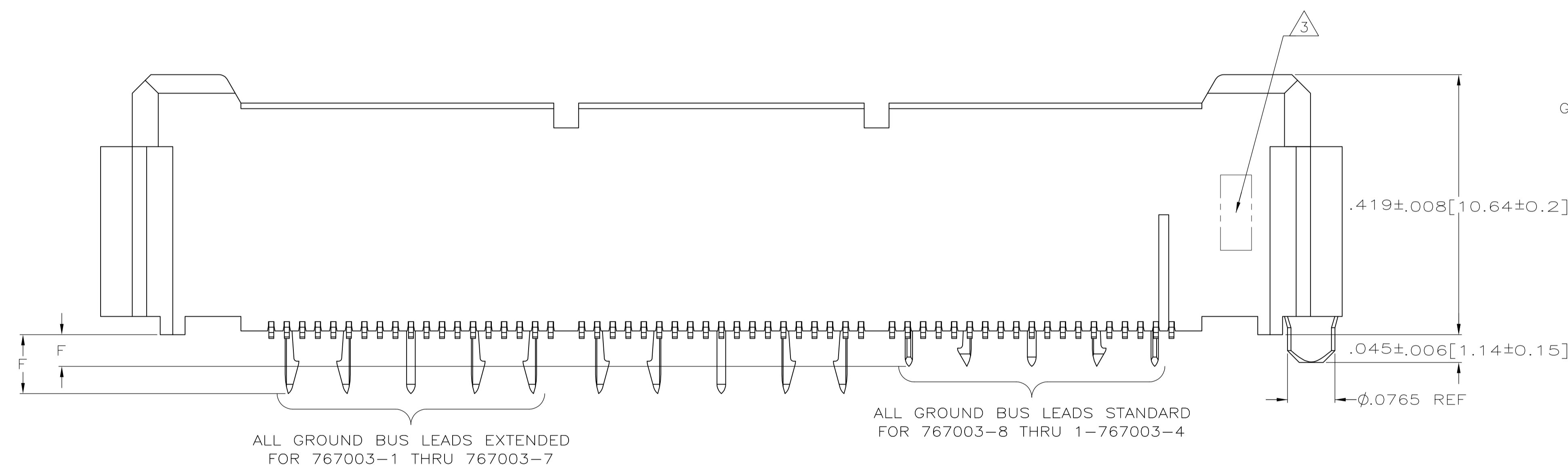
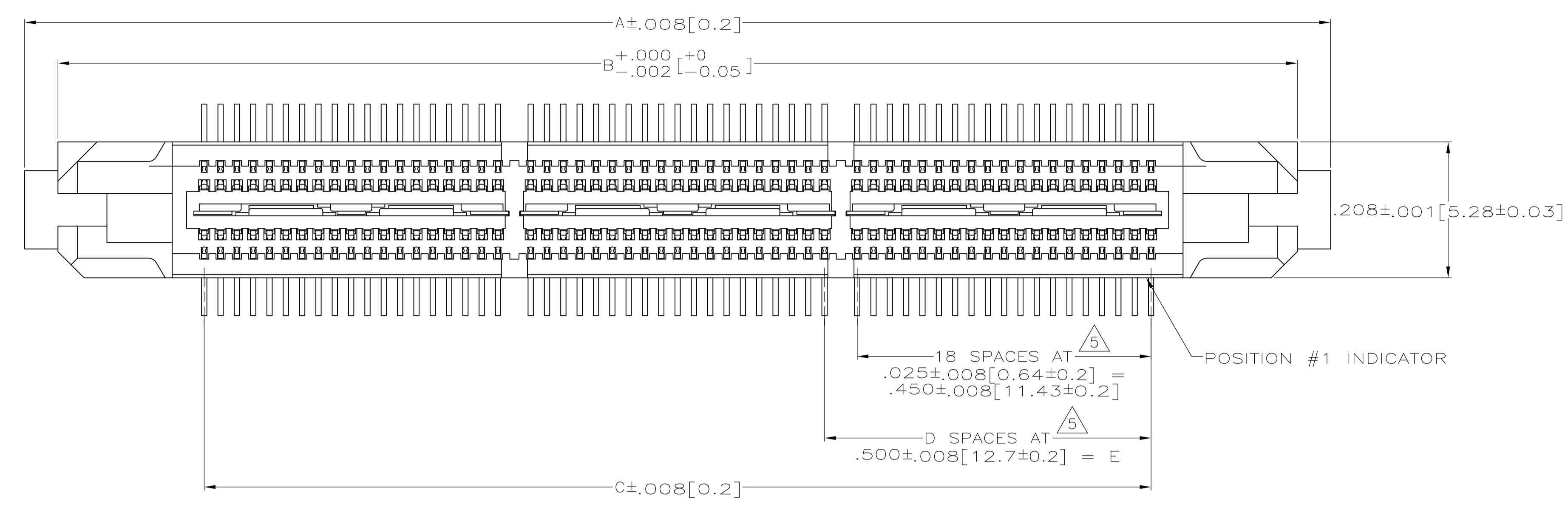


LOC		DIST		REVISIONS			
AD	47	REV	DATE	BY	APPV	DATE	REV
AC2	REVISED PER ECO-12-007590		19JUL12	KH	MH		

- 1 HOUSING: LIQUID CRYSTAL POLYMER, COLOR BLACK. CONTACTS: HIGH RELIABILITY COPPER ALLOY. GROUND BUSES: BRASS, UNS C26000
- 2 CONTACTS & GROUND BUSES: NICKEL UNDERPLATE ALL OVER, MATING SURFACE PLATED TO MEET LEVEL 1 PERFORMANCE REQUIREMENTS OF TE CONNECTIVITY PRODUCTION SPECIFICATION 108-1422, SOLDER TAILS PLATED TIN-LEAD.
- 3 DATE CODE MARKED IN AREA INDICATED ON SAME SIDE AS POSITION #1.
- 4 ONE GROUND BUS WITH 5 TAILS PER EACH MODULE.
- 5 TOLERANCE NON-ACCUMULATIVE.
- 6 FOR SLIP-FIT APPLICATIONS, ORIENTATION HOLE TO BE  $\phi.079 \pm .001 [2.00 \pm 0.03]$ .



PC BOARD HOLD DOWN REQUIRED IN THIS AREA FOR CONNECTORS OF 190 POSITIONS AND LARGER. SIZE, SHAPE & LOCATION AT CUSTOMERS DISCRETION.

RECOMMENDED PC BOARD LAYOUT (VIEWED FROM CONNECTOR SIDE)

BUS LEADS TYPE	F	E	D	C	B	A	NO OF POS	PART NUMBER	
STANDARD	.060 [1.52]	3.000 [76.2]	6	3.450 [87.63]	3.898 [99]	4.000 [101.6]	266	1-767003-4	
STANDARD	.060 [1.52]	2.500 [63.5]	5	2.950 [74.93]	3.398 [86.31]	3.500 [88.9]	228	1-767003-3	
STANDARD	.060 [1.52]	2.000 [50.8]	4	2.450 [62.23]	2.898 [73.61]	3.000 [76.2]	190	1-767003-2	
STANDARD	.060 [1.52]	1.000 [25.4]	2	1.450 [36.83]	1.898 [48.21]	2.000 [50.8]	114	1-767003-1	
STANDARD	.060 [1.52]	.500 [12.7]	1	.950 [24.13]	1.398 [35.51]	1.500 [38.1]	76	1-767003-0	
STANDARD	.060 [1.52]	.000 [0]	0	.450 [11.43]	.898 [22.81]	1.000 [25.4]	38	767003-9	
STANDARD	.060 [1.52]	1.500 [38.1]	3	1.950 [49.53]	2.398 [60.91]	2.500 [63.5]	152	767003-8	
OBSOLETE	EXTENDED	.104 [2.64]	3,000 [76.2]	6	3.450 [87.63]	3.898 [99]	4,000 [101.6]	266	767003-7
OBSOLETE	EXTENDED	.104 [2.64]	2,500 [63.5]	5	2.950 [74.93]	3.398 [86.31]	3,500 [88.9]	228	767003-6
OBSOLETE	EXTENDED	.104 [2.64]	2,000 [50.8]	4	2.450 [62.23]	2.898 [73.61]	3,000 [76.2]	190	767003-5
OBSOLETE	EXTENDED	.104 [2.64]	1,500 [38.1]	3	1.950 [49.53]	2.398 [60.91]	2,500 [63.5]	152	767003-4
OBSOLETE	EXTENDED	.104 [2.64]	1,000 [25.4]	2	1.450 [36.83]	1.898 [48.21]	2,000 [50.8]	114	767003-3
OBSOLETE	EXTENDED	.104 [2.64]	.500 [12.7]	1	.950 [24.13]	1.398 [35.51]	1,500 [38.1]	76	767003-2
OBSOLETE	EXTENDED	.104 [2.64]	.000 [0]	0	.450 [11.43]	.898 [22.81]	1,000 [25.4]	38	767003-1

THIS DRAWING IS A CONTROLLED DOCUMENT.

DIMENSIONS: INCHES	TOLERANCES UNLESS OTHERWISE SPECIFIED:	DIN J. GERACE 8-30-96	STE TE Connectivity
0 PLC ± -	1 PLC ± -	8-30-96	
2 PLC ± -	3 PLC ± -		
4 PLC ± -	ANGLES ± -		

MATERIAL: 1  
 FINISH: 2  
 WEIGHT: -  
 CUSTOMER DRAWING: A1 00779 ©=767003  
 SCALE: 8:1 SHEET 1 OF 1 REV AC2

## X-ON Electronics

Largest Supplier of Electrical and Electronic Components

*Click to view similar products for [Board to Board & Mezzanine Connectors](#) category:*

*Click to view products by [TE Connectivity](#) manufacturer:*

Other Similar products are found below :

[10135583-642402LF](#) [89885-310LF](#) [589158040000018](#) [6-1393048-0](#) [68683-613](#) [MDF7-12DP-2.54DSA](#) [MDF7-18P-2.54DSA\(01\)](#) [MDF7-20DP-2.54DSA](#) [MDF7-26D-2.54DSA\(55\)](#) [MDF7-3P-2.54DSA\(01\)](#) [MDF7B-3P-2.54DSA\(55\)](#) [MDF7C-11P-2.54DSA\(55\)](#) [MDF7C-18P-2.54DSA\(55\)](#) [MDF7C-5P-2.54DSA\(01\)](#) [MDF7P-5P-2.54DSA\(55\)](#) [75234-0516](#) [FCN-230C068-11](#) [FCN-268F012-G/BD](#) [FCN-268F036-G/BD](#) [FCN-268M012-G/0D](#) [FCN-268M024-G/1D](#) [FCN-360C008-C](#) [FCN-360C040-C](#) [FCN-723J004/1](#) [MIS-048-01-F-D-DP-K](#) [832-10-034-10-001000](#) [93696-325LF](#) [11828-1FA](#) [AXK630345P](#) [18097-0013](#) [ICA-328STT](#) [2007042-2](#) [304400-2](#) [FCN-214Q030-G/0](#) [FCN-215Q040-G/0](#) [FCN-230C068-ESA](#) [FCN-234P048-G/0](#) [FCN-235D050-G/C](#) [FCN-360A3](#) [FCN-360C040-B](#) [210-93-314-41-105000](#) [2-22603-0](#) [379-064-521-202](#) [MDF7-12P-2.54DSA\(01\)](#) [MDF7-16P-2.54DS\(56\)](#) [MDF7-40DP-2.54DSA\(55\)](#) [MDF7-8P-2.54DSA\(55\)](#) [MDF7B-16P-2.54DSA\(55\)](#) [AXG720047](#) [5031084030](#)